

**2017 HACY SUMMER FUN MEET - 07-18-2017****www.besmarttinc.com for meet results and more****Results - ALL EVENTS****Event 3 Girls 50 LC Meter Freestyle****28.49 YNAT**

|    | <b>Name</b>            | <b>Age</b> | <b>Team</b>                   | <b>Seed Time</b> | <b>Finals Time</b> |      |
|----|------------------------|------------|-------------------------------|------------------|--------------------|------|
| 1  | Do, Corina B           | 16         | Somerset Valley YMCA-NJ       | 28.36            | 28.31              | YNAT |
| 2  | Cooper, Katie          | 17         | Somerset Valley YMCA-NJ       | 28.84            | 28.66              |      |
| 3  | Williams, Bri A        | 14         | Wyckoff YMCA Sharks-NJ        | 28.61            | 28.69              |      |
| 4  | Haley, Dowd M          | 17         | Wyckoff YMCA Sharks-NJ        | 28.54            | 28.71              |      |
| 5  | Simunek, Antonia E     | 17         | Somerset Valley YMCA-NJ       | 28.61            | 28.82              |      |
| 6  | Warren, Caroline C     | 16         | Fanwood-Scotch Plains YMCA-N  | 29.43            | 29.03              |      |
| 7  | Small, Megan           | 17         | Fanwood-Scotch Plains YMCA-N  | 28.39            | 29.13              |      |
| 8  | McDermott, Kelly M     | 15         | UnAtt - Wyckoff YMCA Sharks-N | 29.50            | 29.14              |      |
| 9  | Nguyen, Erianna        | 17         | Ocean County YMCA-NJ          | 28.16            | 29.25              |      |
| 10 | Riegler, Meredith L    | 16         | Somerset Hills YMCA Swim Team | 29.66            | 29.27              |      |
| 11 | Rogers, Maddie R       | 13         | Somerset Valley YMCA-NJ       | 29.78            | 29.39              |      |
| 12 | Lewand, Martha P       | 15         | Fanwood-Scotch Plains YMCA-N  | 28.89            | 29.40              |      |
| 13 | Kim, Christina E       | 14         | Hamilton Y Aquatic Club-NJ    | 29.55            | 29.62              |      |
| 14 | Weber, Mary            | 15         | Westfield Area Y Devilfish-NJ | 29.79            | 29.70              |      |
| 15 | Chan, Lauren A         | 14         | Hamilton Y Aquatic Club-NJ    | 29.71            | 29.72              |      |
| 16 | Sandull, Tori          | 15         | Westfield Area Y Devilfish-NJ | 29.84            | 29.73              |      |
| 17 | Ardis, Kirsten         | 16         | Ocean County YMCA-NJ          | 28.37            | 30.28              |      |
| 18 | Navarro, Jamie Erica R | 15         | Ocean County YMCA-NJ          | 31.38            | 30.47              |      |
| 19 | DiFabrizio, Rachel A   | 16         | Fanwood-Scotch Plains YMCA-N  | 28.71            | 30.48              |      |
| 20 | Urso, Tristan E        | 16         | Ocean County YMCA-NJ          | 31.59            | 30.52              |      |
| 21 | Walsh, Chynna Lee L    | 17         | Somerset Valley YMCA-NJ       | 29.08            | 30.56              |      |
| 22 | Aguanno, Isabella M    | 13         | Ocean County YMCA-NJ          | 29.99            | 30.83              |      |
| 23 | Bladt, Kaitlyn J       | 17         | Somerset Valley YMCA-NJ       | 30.01            | 30.92              |      |
| 24 | Santos, Sarah K        | 13         | Ocean County YMCA-NJ          | 32.12            | 31.26              |      |
| 25 | Poulos, Hailey         | 13         | Ocean County YMCA-NJ          | 32.07            | 31.36              |      |
| 26 | Navarro, Jaira Emma R  | 13         | Ocean County YMCA-NJ          | 32.78            | 32.81              |      |

**2017 HACY SUMMER FUN MEET - 07-18-2017****www.besmarttinc.com for meet results and more****Results - ALL EVENTS****Event 4 Boys 50 LC Meter Freestyle****25.79 YNAT**

|     | <b>Name</b>            | <b>Age</b> | <b>Team</b>                   | <b>Seed Time</b> | <b>Finals Time</b> |      |
|-----|------------------------|------------|-------------------------------|------------------|--------------------|------|
| 1   | Russano, Trent A       | 14         | Somerset Hills YMCA Swim Team | 26.14            | 25.51              | YNAT |
| 2   | Chang, Eric            | 18         | Fanwood-Scotch Plains YMCA-N  | 25.49            | 25.85              |      |
| 3   | Kosydur, Derek         | 15         | Somerset Valley YMCA-NJ       | 26.20            | 25.95              |      |
| 4   | McKenrick, Aidan J     | 15         | Upper Main Line YMCA-MA       | 26.60            | 25.96              |      |
| 5   | Nance, Austin W        | 18         | Hamilton Y Aquatic Club-NJ    | 26.14            | 26.07              |      |
| 6   | Horkan, Michael W      | 14         | Wyckoff YMCA Sharks-NJ        | 25.90            | 26.18              |      |
| 7   | Rao, Arjun             | 17         | Upper Main Line YMCA-MA       | 26.37            | 26.20              |      |
| 8   | Betances, Darien       | 13         | Fanwood-Scotch Plains YMCA-N  | 26.59            | 26.24              |      |
| 9   | Welsh, Christopher R   | 16         | Somerset Valley YMCA-NJ       | 26.26            | 26.34              |      |
| 10  | Gamper, Andrew J       | 14         | Wyckoff YMCA Sharks-NJ        | 27.00            | 26.77              |      |
| 11  | Consiglio, Marc C      | 16         | Hamilton Y Aquatic Club-NJ    | 27.01            | 26.81              |      |
| 12  | Kiel, Alex E           | 17         | Somerset Hills YMCA Swim Team | 26.81            | 26.87              |      |
| 13  | Cook, Sean M           | 15         | Ocean County YMCA-NJ          | 26.60            | 27.60              |      |
| 14  | Walsh, Dylan P         | 15         | Hamilton Y Aquatic Club-NJ    | 28.54            | 28.17              |      |
| 15  | Dela Cruz, Christian A | 13         | Ocean County YMCA-NJ          | 30.04            | 29.54              |      |
| 16  | DeLucca, Thomas J      | 14         | Ocean County YMCA-NJ          | 30.14            | 30.29              |      |
| --- | Brown, Henry           | 14         | Westfield Area Y Devilfish-NJ | 27.70            | SCR                |      |
| --- | Foster, Sean B         | 17         | Somerset Hills YMCA Swim Team | 24.79            | SCR                |      |
| --- | Degennaro, Matthew J   | 16         | Ocean County YMCA-NJ          | 26.23            | SCR                |      |
| --- | Warren, Steven D       | 17         | Westfield Area Y Devilfish-NJ | 27.01            | SCR                |      |
| --- | Alexy, Max X           | 16         | Somerset Hills YMCA Swim Team | 25.63            | SCR                |      |
| --- | Hua, Jonathan          | 17         | Somerset Hills YMCA Swim Team | 25.18            | SCR                |      |
| --- | D'Agostino, Nick J     | 17         | Somerset Hills YMCA Swim Team | 29.04            | SCR                |      |

**2017 HACY SUMMER FUN MEET - 07-18-2017**

www.besmarttinc.com for meet results and more

**Results - ALL EVENTS****Event 5 Women 100 LC Meter Backstroke**

1:09.59 YNAT

|     | <b>Name</b>                    | <b>Age</b> | <b>Team</b>                   | <b>Seed Time</b> | <b>Finals Time</b> |      |
|-----|--------------------------------|------------|-------------------------------|------------------|--------------------|------|
| 1   | Bonistalli, Dani D<br>33.45    | 17         | Wyckoff YMCA Sharks-NJ        | 1:09.61          | 1:09.03            | YNAT |
|     | 1:09.03 (35.58)                |            |                               |                  |                    |      |
| 2   | Trolle, Camilla O<br>33.42     | 14         | Hamilton Y Aquatic Club-NJ    | 1:10.31          | 1:09.45            | YNAT |
|     | 1:09.45 (36.03)                |            |                               |                  |                    |      |
| 3   | Meisner, Julia L<br>34.54      | 13         | Somerset Valley YMCA-NJ       | 1:09.75          | 1:10.46            |      |
|     | 1:10.46 (35.92)                |            |                               |                  |                    |      |
| 4   | Parvatrao, Sankya K<br>34.81   | 16         | Somerset Valley YMCA-NJ       | 1:09.94          | 1:11.43            |      |
|     | 1:11.43 (36.62)                |            |                               |                  |                    |      |
| 5   | DE Sernia, Emily<br>34.22      | 17         | Wyckoff YMCA Sharks-NJ        | 1:10.65          | 1:11.49            |      |
|     | 1:11.49 (37.27)                |            |                               |                  |                    |      |
| 6   | Karan, Rachel P<br>34.72       | 16         | Somerset Valley YMCA-NJ       | 1:09.23          | 1:11.65            |      |
|     | 1:11.65 (36.93)                |            |                               |                  |                    |      |
| 7   | Degennaro, Taylor<br>34.30     | 16         | Ocean County YMCA-NJ          | 1:08.52          | 1:11.79            |      |
|     | 1:11.79 (37.49)                |            |                               |                  |                    |      |
| 8   | McGann, Julia<br>35.19         | 14         | Westfield Area Y Devilfish-NJ | 1:09.07          | 1:13.25            |      |
|     | 1:13.25 (38.06)                |            |                               |                  |                    |      |
| 9   | DeLauro, Anna C<br>36.79       | 15         | Somerset Valley YMCA-NJ       | 1:11.01          | 1:13.70            |      |
|     | 1:13.70 (36.91)                |            |                               |                  |                    |      |
| 10  | Demetillo, Kathrynna<br>36.19  | 15         | YMCA of Montclair-NJ          | 1:12.78          | 1:14.34            |      |
|     | 1:14.34 (38.15)                |            |                               |                  |                    |      |
| 11  | Ardis, Kirsten<br>37.80        | 16         | Ocean County YMCA-NJ          | 1:08.43          | 1:16.91            |      |
|     | 1:16.91 (39.11)                |            |                               |                  |                    |      |
| 12  | Misurelli, Melissa S<br>38.49  | 14         | Ocean County YMCA-NJ          | 1:18.71          | 1:18.07            |      |
|     | 1:18.07 (39.58)                |            |                               |                  |                    |      |
| 13  | Thomas, Bridget<br>38.24       | 14         | Westfield Area Y Devilfish-NJ | 1:16.22          | 1:18.87            |      |
|     | 1:18.87 (40.63)                |            |                               |                  |                    |      |
| 14  | Navarro, Jaira Emma R<br>42.51 | 13         | Ocean County YMCA-NJ          | 1:21.59          | 1:27.30            |      |
|     | 1:27.30 (44.79)                |            |                               |                  |                    |      |
| --- | Sheridan, Kate A               | 17         | Wyckoff YMCA Sharks-NJ        | 1:11.09          | SCR                |      |
| --- | Corvelli, Alyssa               | 14         | Westfield Area Y Devilfish-NJ | 1:11.50          | SCR                |      |
| --- | Blass, Julia C                 | 14         | Wyckoff YMCA Sharks-NJ        | 1:11.11          | SCR                |      |

**2017 HACY SUMMER FUN MEET - 07-18-2017**

www.besmarttinc.com for meet results and more

**Results - ALL EVENTS****Event 5 Men 100 LC Meter Backstroke**

1:03.99 YNAT

|     | <b>Name</b>                | <b>Age</b>      | <b>Team</b>                   | <b>Seed Time</b> | <b>Finals Time</b> |
|-----|----------------------------|-----------------|-------------------------------|------------------|--------------------|
| 1   | Hold, Dan J                | 17              | Somerset Hills YMCA Swim Team | 1:02.83          | 1:04.77            |
|     | 31.29                      | 1:04.77 (33.48) |                               |                  |                    |
| 2   | Rose, Ben W                | 15              | Wyckoff YMCA Sharks-NJ        | 1:04.92          | 1:04.96            |
|     | 31.57                      | 1:04.96 (33.39) |                               |                  |                    |
| 3   | Hood, Liam A               | 15              | YMCA of Montclair-NJ          | 1:06.32          | 1:06.42            |
|     | 32.06                      | 1:06.42 (34.36) |                               |                  |                    |
| 4   | Moy, Brandon               | 16              | YMCA of Montclair-NJ          | 1:07.30          | 1:07.07            |
|     | 32.78                      | 1:07.07 (34.29) |                               |                  |                    |
| 5   | Russano, Trent A           | 14              | Somerset Hills YMCA Swim Team | 1:02.12          | 1:07.25            |
|     | 31.87                      | 1:07.25 (35.38) |                               |                  |                    |
| 6   | Gilio-Malabre, Christian G | 14              | YMCA of Montclair-NJ          | 1:14.43          | 1:13.88            |
|     | 35.96                      | 1:13.88 (37.92) |                               |                  |                    |
| 7   | Walsh, Stephen C           | 18              | Hamilton Y Aquatic Club-NJ    | 1:29.63          | 1:18.42            |
|     | 36.66                      | 1:18.42 (41.76) |                               |                  |                    |
| 8   | Pramanik, Sohan            | 15              | Hamilton Y Aquatic Club-NJ    | 1:26.49          | 1:24.75            |
|     | 41.75                      | 1:24.75 (43.00) |                               |                  |                    |
| --- | McGann, Timothy B          | 16              | Westfield Area Y Devilfish-NJ | 1:04.68          | NS                 |
| --- | Degennaro, Matthew J       | 16              | Ocean County YMCA-NJ          | 1:04.01          | SCR                |

**2017 HACY SUMMER FUN MEET - 07-18-2017****www.besmarttinc.com for meet results and more****Results - ALL EVENTS****Event 7 Women 200 LC Meter Butterfly****2:31.59 YNAT**

|     | <b>Name</b>         | <b>Age</b>      | <b>Team</b>                   | <b>Seed Time</b> | <b>Finals Time</b> |
|-----|---------------------|-----------------|-------------------------------|------------------|--------------------|
| 1   | Eldridge, Sarah     | 12              | Ocean County YMCA-NJ          | 2:33.41          | 2:32.34            |
|     | 33.61               | 1:12.27 (38.66) | 1:52.21 (39.94)               | 2:32.34 (40.13)  |                    |
| 2   | Chakraborty, Molly  | 17              | Somerset Hills YMCA Swim Team | 2:33.01          | 2:35.48            |
|     | 34.84               | 1:12.94 (38.10) | 1:54.08 (41.14)               | 2:35.48 (41.40)  |                    |
| 3   | Liu, Madeleine P    | 14              | Wyckoff YMCA Sharks-NJ        | 2:34.57          | 2:35.65            |
|     | 33.37               | 1:11.24 (37.87) | 1:51.22 (39.98)               | 2:35.65 (44.43)  |                    |
| 4   | Ward, Skylar        | 15              | Somerset Valley YMCA-NJ       | 2:38.55          | 2:39.70            |
|     | 34.36               | 1:13.34 (38.98) | 1:56.47 (43.13)               | 2:39.70 (43.23)  |                    |
| 5   | Lesser, Hannah      | 15              | Somerset Valley YMCA-NJ       | 2:42.55          | 2:48.26            |
|     | 36.60               | 1:19.00 (42.40) | 2:04.46 (45.46)               | 2:48.26 (43.80)  |                    |
| 6   | Farrell, Kiersten E | 17              | Somerset Valley YMCA-NJ       | 2:57.40          | 2:49.05            |
|     | 35.74               | 1:18.11 (42.37) | 2:03.77 (45.66)               | 2:49.05 (45.28)  |                    |
| --- | Rogers, Maddie R    | 13              | Somerset Valley YMCA-NJ       | 2:48.54          | DQ                 |
|     | 35.63               | 1:18.97 (43.34) | 2:07.35 (48.38)               | DQ (47.37)       |                    |
| --- | Fodor, Hannah M     | 14              | Ocean County YMCA-NJ          | 2:36.04          | SCR                |
| --- | Bendokas, Tessa     | 12              | Ocean County YMCA-NJ          | 2:43.66          | SCR                |

**2017 HACY SUMMER FUN MEET - 07-18-2017**

www.besmarttinc.com for meet results and more

**Results - ALL EVENTS****Event 7 Men 200 LC Meter Butterfly**

2:17.69 YNAT

|     | <b>Name</b>          | <b>Age</b>      | <b>Team</b>                   | <b>Seed Time</b> | <b>Finals Time</b> |      |
|-----|----------------------|-----------------|-------------------------------|------------------|--------------------|------|
| 1   | Paul, Jack R         | 14              | Wyckoff YMCA Sharks-NJ        | 2:17.82          | 2:15.16            | YNAT |
|     | 30.61                | 1:03.71 (33.10) | 1:38.99 (35.28)               | 2:15.16 (36.17)  |                    |      |
| 2   | Fenton, Roo W        | 16              | Somerset Hills YMCA Swim Team | 2:22.32          | 2:15.56            | YNAT |
|     | 29.86                | 1:05.05 (35.19) | 1:40.79 (35.74)               | 2:15.56 (34.77)  |                    |      |
| 3   | Raman, Kailash A     | 16              | Somerset Valley YMCA-NJ       | 2:16.31          | 2:18.41            |      |
|     | 29.70                | 1:03.73 (34.03) | 1:40.64 (36.91)               | 2:18.41 (37.77)  |                    |      |
| 4   | Eldrenkamp, Corby W  | 16              | Fanwood-Scotch Plains YMCA-N  | 2:18.43          | 2:19.40            |      |
|     | 30.73                | 1:05.41 (34.68) | 1:41.79 (36.38)               | 2:19.40 (37.61)  |                    |      |
| 5   | Welsh, Christopher R | 16              | Somerset Valley YMCA-NJ       | 2:21.69          | 2:22.98            |      |
|     | 32.30                | 1:07.88 (35.58) | 1:45.03 (37.15)               | 2:22.98 (37.95)  |                    |      |
| 6   | Wang, Marshal        | 14              | Somerset Hills YMCA Swim Team | 2:27.19          | 2:25.95            |      |
|     | 31.52                | 1:07.63 (36.11) | 1:46.17 (38.54)               | 2:25.95 (39.78)  |                    |      |
| 7   | Capizzi, Anthony J   | 14              | Somerset Hills YMCA Swim Team | 2:19.04          | 2:26.82            |      |
|     | 31.41                | 1:07.62 (36.21) | 1:46.19 (38.57)               | 2:26.82 (40.63)  |                    |      |
| --- | Bates, Nicky         | 18              | Somerset Hills YMCA Swim Team | 2:26.86          |                    | SCR  |

**2017 HACY SUMMER FUN MEET - 07-18-2017****www.besmarttinc.com for meet results and more****Results - ALL EVENTS****Event 9 Women 100 LC Meter Breaststroke****1:18.99 YNAT**

|   | <b>Name</b>                       | <b>Age</b> | <b>Team</b>                   | <b>Seed Time</b> | <b>Finals Time</b> |
|---|-----------------------------------|------------|-------------------------------|------------------|--------------------|
| 1 | Gilio-Malabre, Christina<br>37.81 | 14         | YMCA of Montclair-NJ          | 1:19.45          | 1:19.93            |
|   |                                   |            |                               | 1:19.93 (42.12)  |                    |
| 2 | Dunchus, Anna E<br>37.47          | 17         | Fanwood-Scotch Plains YMCA-N  | 1:17.91          | 1:21.36            |
|   |                                   |            |                               | 1:21.36 (43.89)  |                    |
| 3 | Leonetti, Sofia<br>38.85          | 14         | Westfield Area Y Devilfish-NJ | 1:21.70          | 1:23.60            |
|   |                                   |            |                               | 1:23.60 (44.75)  |                    |
| 4 | Flores, Serrina R<br>39.66        | 12         | Ocean County YMCA-NJ          | 1:23.41          | 1:23.70            |
|   |                                   |            |                               | 1:23.70 (44.04)  |                    |
| 5 | Corvelli, Alyssa<br>39.12         | 14         | Westfield Area Y Devilfish-NJ | 1:22.04          | 1:24.89            |
|   |                                   |            |                               | 1:24.89 (45.77)  |                    |
| 6 | Byun, Simone O<br>41.86           | 14         | YMCA of Montclair-NJ          | 1:27.47          | 1:28.98            |
|   |                                   |            |                               | 1:28.98 (47.12)  |                    |
| 7 | Navarro, Jamie Erica R<br>41.60   | 15         | Ocean County YMCA-NJ          | 1:26.56          | 1:29.19            |
|   |                                   |            |                               | 1:29.19 (47.59)  |                    |
| 8 | Sandull, Tori<br>43.19            | 15         | Westfield Area Y Devilfish-NJ | 1:22.59          | 1:30.83            |
|   |                                   |            |                               | 1:30.83 (47.64)  |                    |
| 9 | Ardis, Kirsten<br>44.39           | 16         | Ocean County YMCA-NJ          | 1:21.99          | 1:33.37            |
|   |                                   |            |                               | 1:33.37 (48.98)  |                    |



**2017 HACY SUMMER FUN MEET - 07-18-2017**

www.besmarttinc.com for meet results and more

**Results - ALL EVENTS****Event 9 Men 100 LC Meter Breaststroke**

1:12.39 YNAT

|     | <b>Name</b>                     | <b>Age</b> | <b>Team</b>                   | <b>Seed Time</b> | <b>Finals Time</b> |      |
|-----|---------------------------------|------------|-------------------------------|------------------|--------------------|------|
| 1   | Chan, Matthew S<br>34.01        | 16         | Hamilton Y Aquatic Club-NJ    | 1:12.31          | 1:11.84            | YNAT |
|     |                                 |            |                               |                  | 1:11.84 (37.83)    |      |
| 2   | Hampson, Jimmy A<br>33.79       | 17         | Somerset Valley YMCA-NJ       | 1:11.86          | 1:14.10            |      |
|     |                                 |            |                               |                  | 1:14.10 (40.31)    |      |
| 3   | Man, Michael<br>34.94           | 15         | Somerset Valley YMCA-NJ       | 1:13.24          | 1:14.32            |      |
|     |                                 |            |                               |                  | 1:14.32 (39.38)    |      |
| 4   | Dela Cruz, Christian A<br>35.77 | 13         | Ocean County YMCA-NJ          | 1:15.66          | 1:14.96            |      |
|     |                                 |            |                               |                  | 1:14.96 (39.19)    |      |
| 5   | D'Agostino, Nick J<br>34.47     | 17         | Somerset Hills YMCA Swim Team | 1:15.36          | 1:15.12            |      |
|     |                                 |            |                               |                  | 1:15.12 (40.65)    |      |
| 6   | Rampaul-Pino, Chris S<br>35.65  | 15         | Somerset Valley YMCA-NJ       | 1:14.83          | 1:15.19            |      |
|     |                                 |            |                               |                  | 1:15.19 (39.54)    |      |
| 7   | Higgins, Jack E<br>35.22        | 15         | Somerset Valley YMCA-NJ       | 1:13.81          | 1:15.29            |      |
|     |                                 |            |                               |                  | 1:15.29 (40.07)    |      |
| 8   | Bugianesi, Daniel J<br>35.05    | 15         | Somerset Valley YMCA-NJ       | 1:13.63          | 1:15.44            |      |
|     |                                 |            |                               |                  | 1:15.44 (40.39)    |      |
| 9   | Cook, Sean M<br>36.18           | 15         | Ocean County YMCA-NJ          | 1:07.40          | 1:15.66            |      |
|     |                                 |            |                               |                  | 1:15.66 (39.48)    |      |
| 10  | Ellis, Justin J<br>35.21        | 16         | YMCA of Montclair-NJ          | 1:14.76          | 1:15.68            |      |
|     |                                 |            |                               |                  | 1:15.68 (40.47)    |      |
| 11  | Sisti, James<br>35.95           | 16         | Somerset Valley YMCA-NJ       | 1:15.62          | 1:15.96            |      |
|     |                                 |            |                               |                  | 1:15.96 (40.01)    |      |
| 12  | Gao, Kevin<br>36.35             | 12         | Westfield Area Y Devilfish-NJ | 1:16.45          | 1:17.23            |      |
|     |                                 |            |                               |                  | 1:17.23 (40.88)    |      |
| --- | Tedesco, Christian              | 12         | Westfield Area Y Devilfish-NJ | 1:30.38          | SCR                |      |
| --- | Warren, Steven D                | 17         | Westfield Area Y Devilfish-NJ | 1:06.15          | SCR                |      |
| --- | Harris, Graham W                | 17         | Wyckoff YMCA Sharks-NJ        | 1:13.24          | SCR                |      |
| --- | Wagner, Eric D                  | 17         | Somerset Valley YMCA-NJ       | 1:12.13          | SCR                |      |



**2017 HACY SUMMER FUN MEET - 07-18-2017****www.besmarttinc.com for meet results and more****Results - ALL EVENTS****Event 11 Women 200 LC Meter IM****2:31.79 YNAT**

|     | <b>Name</b>         | <b>Age</b>      | <b>Team</b>                   | <b>Seed Time</b> | <b>Finals Time</b> |      |
|-----|---------------------|-----------------|-------------------------------|------------------|--------------------|------|
| 1   | Temple, Alexandra N | 17              | Somerset Valley YMCA-NJ       | 2:24.85          | 2:29.45            | YNAT |
|     | 33.37               | 1:09.50 (36.13) | 1:55.12 (45.62)               | 2:29.45 (34.33)  |                    |      |
| 2   | Devine, Hannah G    | 14              | Hamilton Y Aquatic Club-NJ    | 2:34.43          | 2:32.68            |      |
|     | 33.01               | 1:11.74 (38.73) | 1:58.86 (47.12)               | 2:32.68 (33.82)  |                    |      |
| 3   | Urso, Tristan E     | 16              | Ocean County YMCA-NJ          | 2:33.96          | 2:39.93            |      |
|     | 34.77               | 1:14.01 (39.24) | 2:03.95 (49.94)               | 2:39.93 (35.98)  |                    |      |
| 4   | Padberg, Mia        | 15              | YMCA of Montclair-NJ          | 2:36.22          | 2:42.00            |      |
|     | 34.72               | 1:15.36 (40.64) | 2:05.13 (49.77)               | 2:42.00 (36.87)  |                    |      |
| 5   | Thomas, Bridget     | 14              | Westfield Area Y Devilfish-NJ | 2:42.70          | 2:46.21            |      |
|     | 35.85               | 1:18.76 (42.91) | 2:09.91 (51.15)               | 2:46.21 (36.30)  |                    |      |
| 6   | Poulos, Hannah R    | 14              | Ocean County YMCA-NJ          | 2:56.38          | 3:05.77            |      |
|     | 40.18               | 1:27.75 (47.57) | 2:23.54 (55.79)               | 3:05.77 (42.23)  |                    |      |
| --- | Struss, Jynell A    | 16              | Ocean County YMCA-NJ          | 2:36.66          | SCR                |      |

**2017 HACY SUMMER FUN MEET - 07-18-2017****www.besmarttinc.com for meet results and more****Results - ALL EVENTS****Event 11 Men 200 LC Meter IM****2:19.69 YNAT**

|     | <b>Name</b>                | <b>Age</b>      | <b>Team</b>                   | <b>Seed Time</b> | <b>Finals Time</b> |      |
|-----|----------------------------|-----------------|-------------------------------|------------------|--------------------|------|
| 1   | Eckels, Evan W             | 14              | Hamilton Y Aquatic Club-NJ    | 2:20.14          | 2:17.09            | YNAT |
|     | 28.57                      | 1:01.73 (33.16) | 1:45.22 (43.49)               | 2:17.09 (31.87)  |                    |      |
| 2   | Horkan, Michael W          | 14              | Wyckoff YMCA Sharks-NJ        | 2:20.99          | 2:18.01            | YNAT |
|     | 28.82                      | 1:02.15 (33.33) | 1:45.67 (43.52)               | 2:18.01 (32.34)  |                    |      |
| 3   | Huang, Keren               | 15              | Fanwood-Scotch Plains YMCA-N  | 2:19.64          | 2:23.49            |      |
|     | 30.52                      | 1:06.62 (36.10) | 1:49.39 (42.77)               | 2:23.49 (34.10)  |                    |      |
| 4   | Citta, Dylan A             | 14              | Ocean County YMCA-NJ          | 2:23.47          | 2:25.73            |      |
|     | 32.35                      | 1:09.12 (36.77) | 1:50.65 (41.53)               | 2:25.73 (35.08)  |                    |      |
| 5   | Gilio-Malabre, Christian G | 14              | YMCA of Montclair-NJ          | 2:38.41          | 2:37.93            |      |
|     | 32.88                      | 1:14.80 (41.92) | 2:01.43 (46.63)               | 2:37.93 (36.50)  |                    |      |
| --- | Bates, Nicky               | 18              | Somerset Hills YMCA Swim Team | 2:21.65          |                    | SCR  |

**2017 HACY SUMMER FUN MEET - 07-18-2017****www.besmarttinc.com for meet results and more****Results - ALL EVENTS****Event 13 Women 200 LC Meter Freestyle****2:13.99 YNAT**

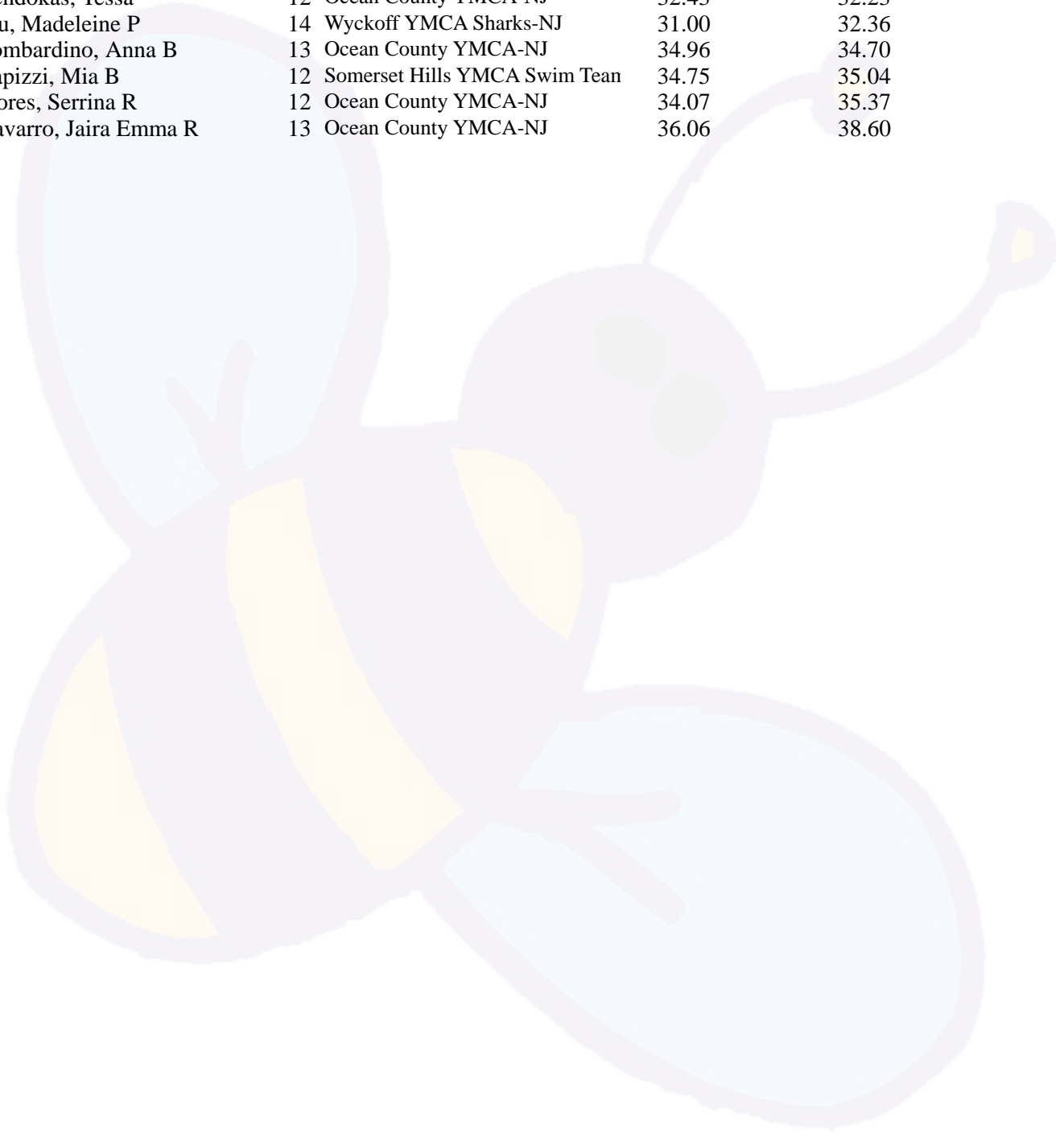
|    | <b>Name</b>         | <b>Age</b>      | <b>Team</b>                   | <b>Seed Time</b> | <b>Finals Time</b> |      |
|----|---------------------|-----------------|-------------------------------|------------------|--------------------|------|
| 1  | Wojnar, Megan G     | 17              | Somerset Valley YMCA-NJ       | 2:14.85          | 2:13.66            | YNAT |
|    | 31.30               | 1:04.69 (33.39) | 1:39.38 (34.69)               | 2:13.66 (34.28)  |                    |      |
| 2  | Jeremiah, Brianna R | 17              | Somerset Hills YMCA Swim Team | 2:14.17          | 2:15.91            |      |
|    | 30.84               | 1:05.24 (34.40) | 1:40.54 (35.30)               | 2:15.91 (35.37)  |                    |      |
| 3  | Donnelly, Brigid A  | 16              | Upper Main Line YMCA-MA       | 2:13.41          | 2:16.08            |      |
|    | 30.98               | 1:04.82 (33.84) | 1:41.02 (36.20)               | 2:16.08 (35.06)  |                    |      |
| 4  | Ackerson, Chelsea L | 18              | Hamilton Y Aquatic Club-NJ    | 2:14.39          | 2:16.74            |      |
|    | 31.20               | 1:05.92 (34.72) | 1:41.51 (35.59)               | 2:16.74 (35.23)  |                    |      |
| 5  | Roldan, Jordan E    | 14              | Hamilton Y Aquatic Club-NJ    | 2:20.10          | 2:20.71            |      |
|    | 32.32               | 1:07.03 (34.71) | 1:43.54 (36.51)               | 2:20.71 (37.17)  |                    |      |
| 6  | Nguyen, Erianna     | 17              | Ocean County YMCA-NJ          | 2:14.26          | 2:22.75            |      |
|    | 32.57               | 1:08.19 (35.62) | 1:45.67 (37.48)               | 2:22.75 (37.08)  |                    |      |
| 7  | Misurelli, Megan R  | 16              | Ocean County YMCA-NJ          | 2:15.78          | 2:23.55            |      |
|    | 33.62               | 1:10.66 (37.04) | 1:48.36 (37.70)               | 2:23.55 (35.19)  |                    |      |
| 8  | Weber, Mary         | 15              | Westfield Area Y Devilfish-NJ | 2:18.74          | 2:25.44            |      |
|    | 34.58               | 1:11.71 (37.13) | 1:49.67 (37.96)               | 2:25.44 (35.77)  |                    |      |
| 9  | Poulos, Hailey      | 13              | Ocean County YMCA-NJ          | 2:26.11          | 2:28.94            |      |
|    | 35.30               | 1:13.08 (37.78) | 1:51.72 (38.64)               | 2:28.94 (37.22)  |                    |      |
| 10 | Tevnan, Meghan      | 15              | Somerset Valley YMCA-NJ       | 2:35.55          | 2:32.08            |      |
|    | 34.50               | 1:12.93 (38.43) | 1:52.79 (39.86)               | 2:32.08 (39.29)  |                    |      |

**2017 HACY SUMMER FUN MEET - 07-18-2017****www.besmarttinc.com for meet results and more****Results - ALL EVENTS****Event 13 Men 200 LC Meter Freestyle****2:02.99 YNAT**

|     | <b>Name</b>                | <b>Age</b>      | <b>Team</b>                   | <b>Seed Time</b> | <b>Finals Time</b> |      |
|-----|----------------------------|-----------------|-------------------------------|------------------|--------------------|------|
| 1   | Gamper, Andrew J           | 14              | Wyckoff YMCA Sharks-NJ        | 2:03.53          | 2:02.97            | YNAT |
|     | 29.04                      | 1:00.23 (31.19) | 1:32.22 (31.99)               | 2:02.97 (30.75)  |                    |      |
| 2   | Bargo, Felipe N            | 16              | Hamilton Y Aquatic Club-NJ    | 2:04.45          | 2:03.94            |      |
|     | 28.99                      | 1:00.22 (31.23) | 1:32.75 (32.53)               | 2:03.94 (31.19)  |                    |      |
| 3   | Dixon-Anderson, Kyle W     | 18              | Hamilton Y Aquatic Club-NJ    | 2:06.87          | 2:06.70            |      |
|     | 29.58                      | 1:01.38 (31.80) | 1:34.79 (33.41)               | 2:06.70 (31.91)  |                    |      |
| 4   | Morganlander, Bailey H     | 15              | YMCA of Montclair-NJ          | 2:19.50          | 2:19.19            |      |
|     | 30.50                      | 1:05.46 (34.96) | 1:42.89 (37.43)               | 2:19.19 (36.30)  |                    |      |
| 5   | Gilio-Malabre, Christian G | 14              | YMCA of Montclair-NJ          | 2:20.92          | 2:24.95            |      |
|     | 32.59                      | 1:09.91 (37.32) | 1:48.59 (38.68)               | 2:24.95 (36.36)  |                    |      |
| 6   | DeLucca, Thomas J          | 14              | Ocean County YMCA-NJ          | 2:23.11          | 2:26.67            |      |
|     | 33.73                      | 1:11.95 (38.22) | 1:49.86 (37.91)               | 2:26.67 (36.81)  |                    |      |
| --- | Tedesco, Christian         | 12              | Westfield Area Y Devilfish-NJ | 2:35.45          | SCR                |      |
| --- | Bates, Nicky               | 18              | Somerset Hills YMCA Swim Team | 2:08.05          | SCR                |      |

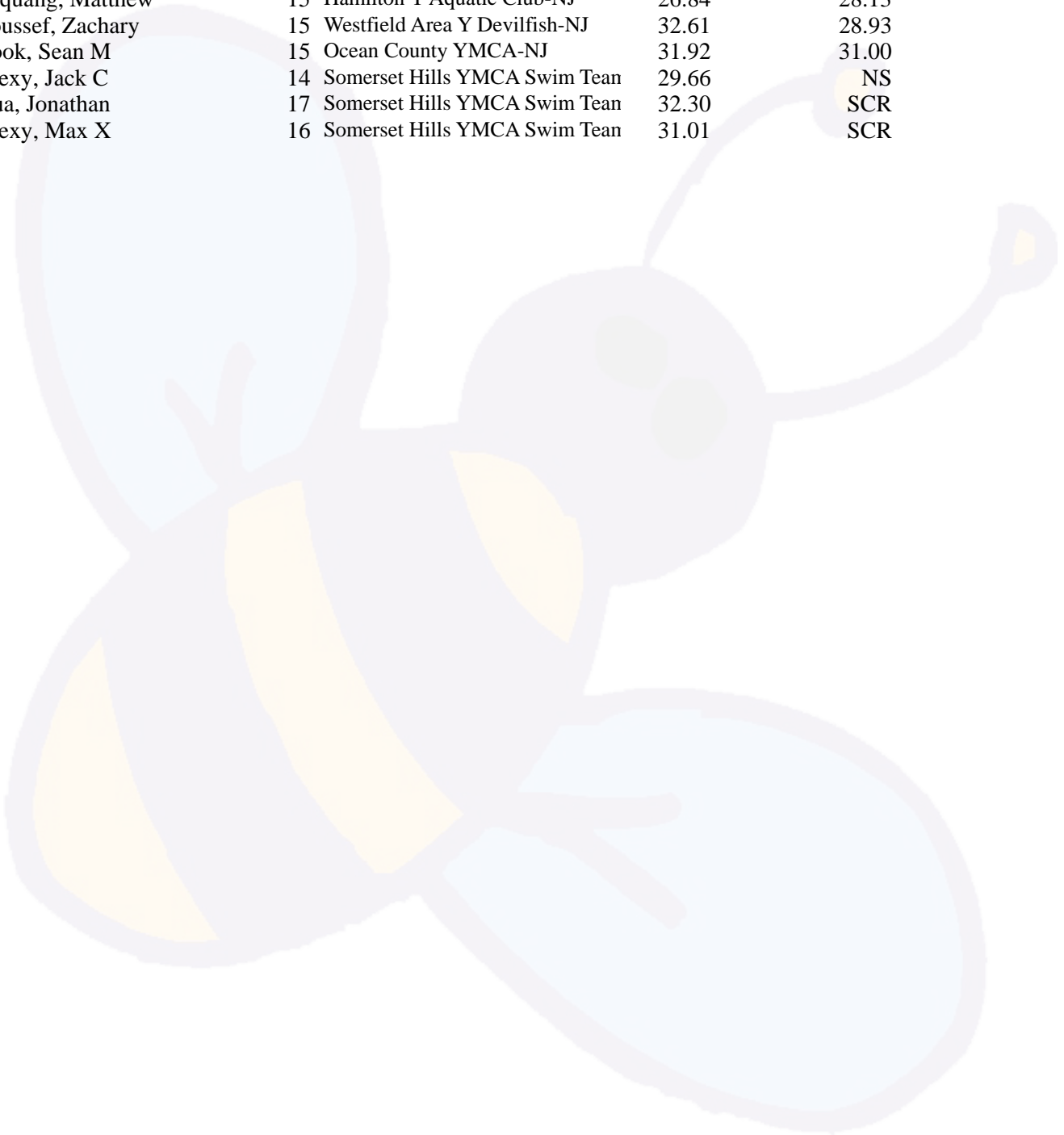
**2017 HACY SUMMER FUN MEET - 07-18-2017****www.besmarttinc.com for meet results and more****Results - ALL EVENTS****Event 15 Women 50 LC Meter Butterfly**

|   | <b>Name</b>           | <b>Age</b> | <b>Team</b>                   | <b>Seed Time</b> | <b>Finals Time</b> |
|---|-----------------------|------------|-------------------------------|------------------|--------------------|
| 1 | Berloco, Abbey A      | 17         | Hamilton Y Aquatic Club-NJ    | 29.65            | 30.41              |
| 2 | Bendokas, Tessa       | 12         | Ocean County YMCA-NJ          | 32.43            | 32.23              |
| 3 | Liu, Madeleine P      | 14         | Wyckoff YMCA Sharks-NJ        | 31.00            | 32.36              |
| 4 | Lombardino, Anna B    | 13         | Ocean County YMCA-NJ          | 34.96            | 34.70              |
| 5 | Capizzi, Mia B        | 12         | Somerset Hills YMCA Swim Team | 34.75            | 35.04              |
| 6 | Flores, Serrina R     | 12         | Ocean County YMCA-NJ          | 34.07            | 35.37              |
| 7 | Navarro, Jaira Emma R | 13         | Ocean County YMCA-NJ          | 36.06            | 38.60              |



**2017 HACY SUMMER FUN MEET - 07-18-2017****www.besmarttinc.com for meet results and more****Results - ALL EVENTS****Event 15 Men 50 LC Meter Butterfly**

|     | <b>Name</b>       | <b>Age</b> | <b>Team</b>                   | <b>Seed Time</b> | <b>Finals Time</b> |
|-----|-------------------|------------|-------------------------------|------------------|--------------------|
| 1   | Horkan, Michael W | 14         | Wyckoff YMCA Sharks-NJ        | 28.00            | 28.11              |
| 2   | Lequang, Matthew  | 15         | Hamilton Y Aquatic Club-NJ    | 26.84            | 28.13              |
| 3   | Youssef, Zachary  | 15         | Westfield Area Y Devilfish-NJ | 32.61            | 28.93              |
| 4   | Cook, Sean M      | 15         | Ocean County YMCA-NJ          | 31.92            | 31.00              |
| --- | Alexy, Jack C     | 14         | Somerset Hills YMCA Swim Team | 29.66            | NS                 |
| --- | Hua, Jonathan     | 17         | Somerset Hills YMCA Swim Team | 32.30            | SCR                |
| --- | Alexy, Max X      | 16         | Somerset Hills YMCA Swim Team | 31.01            | SCR                |



**2017 HACY SUMMER FUN MEET - 07-18-2017****www.besmarttinc.com for meet results and more****Results - ALL EVENTS****Event 17 Women 200 LC Meter Breaststroke****2:51.49 YNAT**

|     | <b>Name</b>                  | <b>Age</b> | <b>Team</b>                   | <b>Seed Time</b>           | <b>Finals Time</b> |
|-----|------------------------------|------------|-------------------------------|----------------------------|--------------------|
| 1   | Aguanno, Isabella M<br>38.66 | 13         | Ocean County YMCA-NJ          | 2:48.87<br>2:51.84 (45.31) | 2:51.84            |
| 2   | Chakraborty, Molly<br>42.20  | 17         | Somerset Hills YMCA Swim Team | 2:50.57<br>3:00.52 (45.45) | 3:00.52            |
| 3   | Santos, Sarah K<br>42.74     | 13         | Ocean County YMCA-NJ          | 3:01.00<br>3:01.29 (46.55) | 3:01.29            |
| 4   | Leonetti, Sofia<br>39.70     | 14         | Westfield Area Y Devilfish-NJ | 2:58.91<br>3:04.58 (48.94) | 3:04.58            |
| 5   | Byun, Simone O<br>43.42      | 14         | YMCA of Montclair-NJ          | 3:06.61<br>3:11.60 (49.63) | 3:11.60            |
| --- | Struss, Jynell A             | 16         | Ocean County YMCA-NJ          | 2:57.88                    | SCR                |



**2017 HACY SUMMER FUN MEET - 07-18-2017**

www.besmarttinc.com for meet results and more

**Results - ALL EVENTS****Event 17 Men 200 LC Meter Breaststroke**

2:37.99 YNAT

|     | <b>Name</b>            | <b>Age</b>      | <b>Team</b>                   | <b>Seed Time</b> | <b>Finals Time</b> |      |
|-----|------------------------|-----------------|-------------------------------|------------------|--------------------|------|
| 1   | Coughlin, Brian J      | 16              | Wyckoff YMCA Sharks-NJ        | 2:38.08          | 2:35.96            | YNAT |
|     | 35.17                  | 1:14.80 (39.63) | 1:55.75 (40.95)               | 2:35.96 (40.21)  |                    |      |
| 2   | NI, John Z             | 17              | Wyckoff YMCA Sharks-NJ        | 2:38.38          | 2:39.02            |      |
|     | 36.57                  | 1:16.25 (39.68) | 1:57.38 (41.13)               | 2:39.02 (41.64)  |                    |      |
| 3   | Devine, Christian C    | 16              | Hamilton Y Aquatic Club-NJ    | 2:41.34          | 2:42.07            |      |
|     | 35.69                  | 1:17.63 (41.94) | 1:59.51 (41.88)               | 2:42.07 (42.56)  |                    |      |
| 4   | Bugianesi, Daniel J    | 15              | Somerset Valley YMCA-NJ       | 2:39.33          | 2:43.80            |      |
|     | 37.43                  | 1:18.94 (41.51) | 2:01.52 (42.58)               | 2:43.80 (42.28)  |                    |      |
| 5   | Sisti, James           | 16              | Somerset Valley YMCA-NJ       | 2:41.81          | 2:46.76            |      |
|     | 36.49                  | 1:18.21 (41.72) | 2:02.78 (44.57)               | 2:46.76 (43.98)  |                    |      |
| 6   | Ellis, Justin J        | 16              | YMCA of Montclair-NJ          | 2:43.95          | 2:47.43            |      |
|     | 38.50                  | 1:20.30 (41.80) | 2:04.75 (44.45)               | 2:47.43 (42.68)  |                    |      |
| 7   | Dela Cruz, Christian A | 13              | Ocean County YMCA-NJ          | 2:41.45          | 2:48.63            |      |
|     | 36.87                  | 1:18.41 (41.54) | 2:03.67 (45.26)               | 2:48.63 (44.96)  |                    |      |
| 8   | Eldrenkamp, Corby W    | 16              | Fanwood-Scotch Plains YMCA-N  | 2:39.84          | 2:50.97            |      |
|     | 38.56                  | 1:21.39 (42.83) | 2:05.84 (44.45)               | 2:50.97 (45.13)  |                    |      |
| 9   | Man, Michael           | 15              | Somerset Valley YMCA-NJ       | 2:42.87          | 2:50.99            |      |
|     | 38.75                  | 1:21.71 (42.96) | 2:08.08 (46.37)               | 2:50.99 (42.91)  |                    |      |
| 10  | Gao, Kevin             | 12              | Westfield Area Y Devilfish-NJ | 2:48.76          | 2:55.55            |      |
|     | 39.16                  | 1:23.87 (44.71) | 2:10.42 (46.55)               | 2:55.55 (45.13)  |                    |      |
| --- | Warren, Steven D       | 17              | Westfield Area Y Devilfish-NJ | 2:27.48          |                    | SCR  |

**2017 HACY SUMMER FUN MEET - 07-18-2017****www.besmarttinc.com for meet results and more****Results - ALL EVENTS****Event 19 Women 50 LC Meter Backstroke**

|     | <b>Name</b>        | <b>Age</b> | <b>Team</b>                | <b>Seed Time</b> | <b>Finals Time</b> |
|-----|--------------------|------------|----------------------------|------------------|--------------------|
| 1   | Berloco, Abbey A   | 17         | Hamilton Y Aquatic Club-NJ | 32.42            | 31.50              |
| 2   | Lombardino, Anna B | 13         | Ocean County YMCA-NJ       | 34.84            | 35.87              |
| --- | Blass, Julia C     | 14         | Wyckoff YMCA Sharks-NJ     | 34.81            | SCR                |



**2017 HACY SUMMER FUN MEET - 07-18-2017**

**www.besmarttinc.com for meet results and more**

**Results - ALL EVENTS**

**Event 19 Men 50 LC Meter Backstroke**

| <b>Name</b>     | <b>Age</b> | <b>Team</b>                   | <b>Seed Time</b> | <b>Finals Time</b> |
|-----------------|------------|-------------------------------|------------------|--------------------|
| 1 Alexy, Jack C | 14         | Somerset Hills YMCA Swim Team | 26.82            | 29.04              |



**2017 HACY SUMMER FUN MEET - 07-18-2017****www.besmarttinc.com for meet results and more****Results - ALL EVENTS****Event 21 Women 100 LC Meter Freestyle****1:01.69 YNAT**

|     | <b>Name</b>                   | <b>Age</b> | <b>Team</b>                   | <b>Seed Time</b> | <b>Finals Time</b> |      |
|-----|-------------------------------|------------|-------------------------------|------------------|--------------------|------|
| 1   | Barcia, Olivia N<br>29.67     | 17         | Fanwood-Scotch Plains YMCA-N  | 1:02.17          | 1:01.55            | YNAT |
|     |                               |            |                               |                  | 1:01.55 (31.88)    |      |
| 2   | Do, Corina B<br>29.70         | 16         | Somerset Valley YMCA-NJ       | 1:02.55          | 1:01.76            |      |
|     |                               |            |                               |                  | 1:01.76 (32.06)    |      |
| 3   | Tevnan, Haley E<br>29.57      | 16         | Somerset Valley YMCA-NJ       | 1:01.63          | 1:02.58            |      |
|     |                               |            |                               |                  | 1:02.58 (33.01)    |      |
| 4   | Donnelly, Brigid A<br>30.47   | 16         | Upper Main Line YMCA-MA       | 1:02.55          | 1:02.71            |      |
|     |                               |            |                               |                  | 1:02.71 (32.24)    |      |
| 5   | Herman, Alison R<br>29.93     | 17         | Somerset Valley YMCA-NJ       | 1:02.71          | 1:03.10            |      |
|     |                               |            |                               |                  | 1:03.10 (33.17)    |      |
| 6   | Ackerson, Chelsea L<br>30.50  | 18         | Hamilton Y Aquatic Club-NJ    | 1:02.54          | 1:03.34            |      |
|     |                               |            |                               |                  | 1:03.34 (32.84)    |      |
| 7   | Simunek, Antonia E<br>30.54   | 17         | Somerset Valley YMCA-NJ       | 1:01.98          | 1:03.41            |      |
|     |                               |            |                               |                  | 1:03.41 (32.87)    |      |
| 8   | Riegler, Meredith L<br>31.16  | 16         | Somerset Hills YMCA Swim Team | 1:02.71          | 1:03.46            |      |
|     |                               |            |                               |                  | 1:03.46 (32.30)    |      |
| 9   | McDermott, Kelly M<br>30.60   | 15         | UnAtt - Wyckoff YMCA Sharks-N | 1:02.56          | 1:03.54            |      |
|     |                               |            |                               |                  | 1:03.54 (32.94)    |      |
| 10  | Eldridge, Sarah<br>30.57      | 12         | Ocean County YMCA-NJ          | 1:02.58          | 1:03.55            |      |
|     |                               |            |                               |                  | 1:03.55 (32.98)    |      |
| 11  | Navia, Daniella A<br>30.31    | 14         | Wyckoff YMCA Sharks-NJ        | 1:02.42          | 1:03.60            |      |
|     |                               |            |                               |                  | 1:03.60 (33.29)    |      |
| 12  | Nguyen, Erianna<br>30.72      | 17         | Ocean County YMCA-NJ          | 1:00.64          | 1:03.79            |      |
|     |                               |            |                               |                  | 1:03.79 (33.07)    |      |
| 13  | Lewand, Martha P<br>31.36     | 15         | Fanwood-Scotch Plains YMCA-N  | 1:03.16          | 1:04.63            |      |
|     |                               |            |                               |                  | 1:04.63 (33.27)    |      |
| 14  | Misurelli, Megan R<br>31.84   | 16         | Ocean County YMCA-NJ          | 1:03.35          | 1:06.33            |      |
|     |                               |            |                               |                  | 1:06.33 (34.49)    |      |
| 15  | Kim, Christina E<br>31.27     | 14         | Hamilton Y Aquatic Club-NJ    | 1:03.68          | 1:06.73            |      |
|     |                               |            |                               |                  | 1:06.73 (35.46)    |      |
| 16  | Demetillo, Kathrynna<br>32.07 | 15         | YMCA of Montclair-NJ          | 1:06.23          | 1:06.77            |      |
|     |                               |            |                               |                  | 1:06.77 (34.70)    |      |
| 17  | DiFabrizio, Rachel A<br>32.31 | 16         | Fanwood-Scotch Plains YMCA-N  | 1:01.84          | 1:07.50            |      |
|     |                               |            |                               |                  | 1:07.50 (35.19)    |      |
| 18  | Padberg, Mia<br>32.52         | 15         | YMCA of Montclair-NJ          | 1:04.14          | 1:08.06            |      |
|     |                               |            |                               |                  | 1:08.06 (35.54)    |      |
| 19  | Poulos, Hannah R<br>36.59     | 14         | Ocean County YMCA-NJ          | 1:12.15          | 1:15.37            |      |
|     |                               |            |                               |                  | 1:15.37 (38.78)    |      |
| --- | Williams, Bri A               | 14         | Wyckoff YMCA Sharks-NJ        | 1:02.40          |                    | SCR  |
| --- | Alexy, Kate F                 | 18         | Somerset Hills YMCA Swim Team | 1:01.36          |                    | SCR  |

**2017 HACY SUMMER FUN MEET - 07-18-2017****www.besmarttinc.com for meet results and more****Results - ALL EVENTS****Event 21 Men 100 LC Meter Freestyle****56.69 YNAT**

|     | <b>Name</b>                  | <b>Age</b>      | <b>Team</b>                   | <b>Seed Time</b> | <b>Finals Time</b> |      |
|-----|------------------------------|-----------------|-------------------------------|------------------|--------------------|------|
| 1   | Michaud, Kai S<br>27.08      | 18              | YMCA of Montclair-NJ          | 56.70            | 55.92              | YNAT |
|     |                              | 55.92 (28.84)   |                               |                  |                    |      |
| 2   | McKenrick, Aidan J<br>27.28  | 15              | Upper Main Line YMCA-MA       | 56.86            | 56.43              | YNAT |
|     |                              | 56.43 (29.15)   |                               |                  |                    |      |
| 3   | Hampson, Jimmy A<br>26.69    | 17              | Somerset Valley YMCA-NJ       | 55.50            | 56.82              |      |
|     |                              | 56.82 (30.13)   |                               |                  |                    |      |
| 4   | Rao, Arjun<br>27.27          | 17              | Upper Main Line YMCA-MA       | 57.03            | 57.00              |      |
|     |                              | 57.00 (29.73)   |                               |                  |                    |      |
| 5   | Nance, Austin W<br>28.17     | 18              | Hamilton Y Aquatic Club-NJ    | 57.55            | 58.41              |      |
|     |                              | 58.41 (30.24)   |                               |                  |                    |      |
| 6   | Paul, Jack R<br>28.75        | 14              | Wyckoff YMCA Sharks-NJ        | 58.33            | 58.53              |      |
|     |                              | 58.53 (29.78)   |                               |                  |                    |      |
| 7   | Consiglio, Marc C<br>28.29   | 16              | Hamilton Y Aquatic Club-NJ    | 58.94            | 58.64              |      |
|     |                              | 58.64 (30.35)   |                               |                  |                    |      |
| 8   | Russano, Trent A<br>27.61    | 14              | Somerset Hills YMCA Swim Team | 57.09            | 58.73              |      |
|     |                              | 58.73 (31.12)   |                               |                  |                    |      |
| 9   | Walsh, Stephen C<br>28.91    | 18              | Hamilton Y Aquatic Club-NJ    | 58.49            | 59.01              |      |
|     |                              | 59.01 (30.10)   |                               |                  |                    |      |
| 10  | Kiel, Alex E<br>28.03        | 17              | Somerset Hills YMCA Swim Team | 57.19            | 59.71              |      |
|     |                              | 59.71 (31.68)   |                               |                  |                    |      |
| 11  | Alexy, Rob B<br>29.41        | 12              | Somerset Hills YMCA Swim Team | 1:01.50          | 1:00.19            |      |
|     |                              | 1:00.19 (30.78) |                               |                  |                    |      |
| 12  | DeLucca, Thomas J<br>32.33   | 14              | Ocean County YMCA-NJ          | 1:07.71          | 1:06.55            |      |
|     |                              | 1:06.55 (34.22) |                               |                  |                    |      |
| 13  | Devine, Christian C<br>32.62 | 16              | Hamilton Y Aquatic Club-NJ    | 1:00.89          | 1:08.64            |      |
|     |                              | 1:08.64 (36.02) |                               |                  |                    |      |
| 14  | Pramanik, Sohan<br>34.44     | 15              | Hamilton Y Aquatic Club-NJ    | 1:12.29          | 1:11.72            |      |
|     |                              | 1:11.72 (37.28) |                               |                  |                    |      |
| --- | Alexy, Max X                 | 16              | Somerset Hills YMCA Swim Team | 55.25            | SCR                |      |
| --- | Tedesco, Christian           | 12              | Westfield Area Y Devilfish-NJ | 1:11.00          | SCR                |      |
| --- | Brown, Henry                 | 14              | Westfield Area Y Devilfish-NJ | 1:00.21          | SCR                |      |

**2017 HACY SUMMER FUN MEET - 07-18-2017**

www.besmarttinc.com for meet results and more

**Results - ALL EVENTS****Event 23 Women 100 LC Meter Butterfly**

1:07.59 YNAT

|     | <b>Name</b>                   | <b>Age</b> | <b>Team</b>                   | <b>Seed Time</b> | <b>Finals Time</b> |      |
|-----|-------------------------------|------------|-------------------------------|------------------|--------------------|------|
| 1   | Meisner, Julia L<br>31.44     | 13         | Somerset Valley YMCA-NJ       | 1:07.87          | 1:07.18            | YNAT |
|     |                               |            |                               |                  | 1:07.18 (35.74)    |      |
| 2   | Fenton, Elizabeth A<br>31.53  | 15         | Somerset Hills YMCA Swim Team | 1:07.71          | 1:07.49            | YNAT |
|     |                               |            |                               |                  | 1:07.49 (35.96)    |      |
| 3   | Warren, Caroline C<br>32.05   | 16         | Fanwood-Scotch Plains YMCA-N  | 1:08.03          | 1:08.17            |      |
|     |                               |            |                               |                  | 1:08.17 (36.12)    |      |
| *4  | Jeremiah, Brianna R<br>33.11  | 17         | Somerset Hills YMCA Swim Team | 1:08.71          | 1:09.43            |      |
|     |                               |            |                               |                  | 1:09.43 (36.32)    |      |
| *4  | Fodor, Hannah M<br>31.98      | 14         | Ocean County YMCA-NJ          | 1:08.60          | 1:09.43            |      |
|     |                               |            |                               |                  | 1:09.43 (37.45)    |      |
| 6   | Kolpan, Ashley K<br>32.05     | 15         | Somerset Valley YMCA-NJ       | 1:10.14          | 1:09.78            |      |
|     |                               |            |                               |                  | 1:09.78 (37.73)    |      |
| 7   | Chan, Lauren A<br>34.39       | 14         | Hamilton Y Aquatic Club-NJ    | 1:11.09          | 1:12.89            |      |
|     |                               |            |                               |                  | 1:12.89 (38.50)    |      |
| 8   | Bladt, Kaitlyn J<br>34.50     | 17         | Somerset Valley YMCA-NJ       | 1:13.22          | 1:14.65            |      |
|     |                               |            |                               |                  | 1:14.65 (40.15)    |      |
| 9   | Santos, Sarah K<br>36.69      | 13         | Ocean County YMCA-NJ          | 1:15.90          | 1:14.71            |      |
|     |                               |            |                               |                  | 1:14.71 (38.02)    |      |
| 10  | Misurelli, Melissa S<br>34.67 | 14         | Ocean County YMCA-NJ          | 1:16.53          | 1:15.43            |      |
|     |                               |            |                               |                  | 1:15.43 (40.76)    |      |
| 11  | Corvelli, Alyssa              | 14         | Westfield Area Y Devilfish-NJ | 1:15.51          | 1:16.31            |      |
| 12  | Pappalardo, Jenna J<br>35.18  | 14         | Ocean County YMCA-NJ          | 1:10.44          | 1:17.38            |      |
|     |                               |            |                               |                  | 1:17.38 (42.20)    |      |
| 13  | Lombardino, Anna B<br>38.18   | 13         | Ocean County YMCA-NJ          | 1:22.20          | 1:24.12            |      |
|     |                               |            |                               |                  | 1:24.12 (45.94)    |      |
| --- | Capizzi, Mia B                | 12         | Somerset Hills YMCA Swim Team | 1:21.30          |                    | NS   |
| --- | Struss, Jynell A              | 16         | Ocean County YMCA-NJ          | 1:14.82          |                    | SCR  |

**2017 HACY SUMMER FUN MEET - 07-18-2017**

www.besmarttinc.com for meet results and more

**Results - ALL EVENTS****Event 23 Men 100 LC Meter Butterfly**

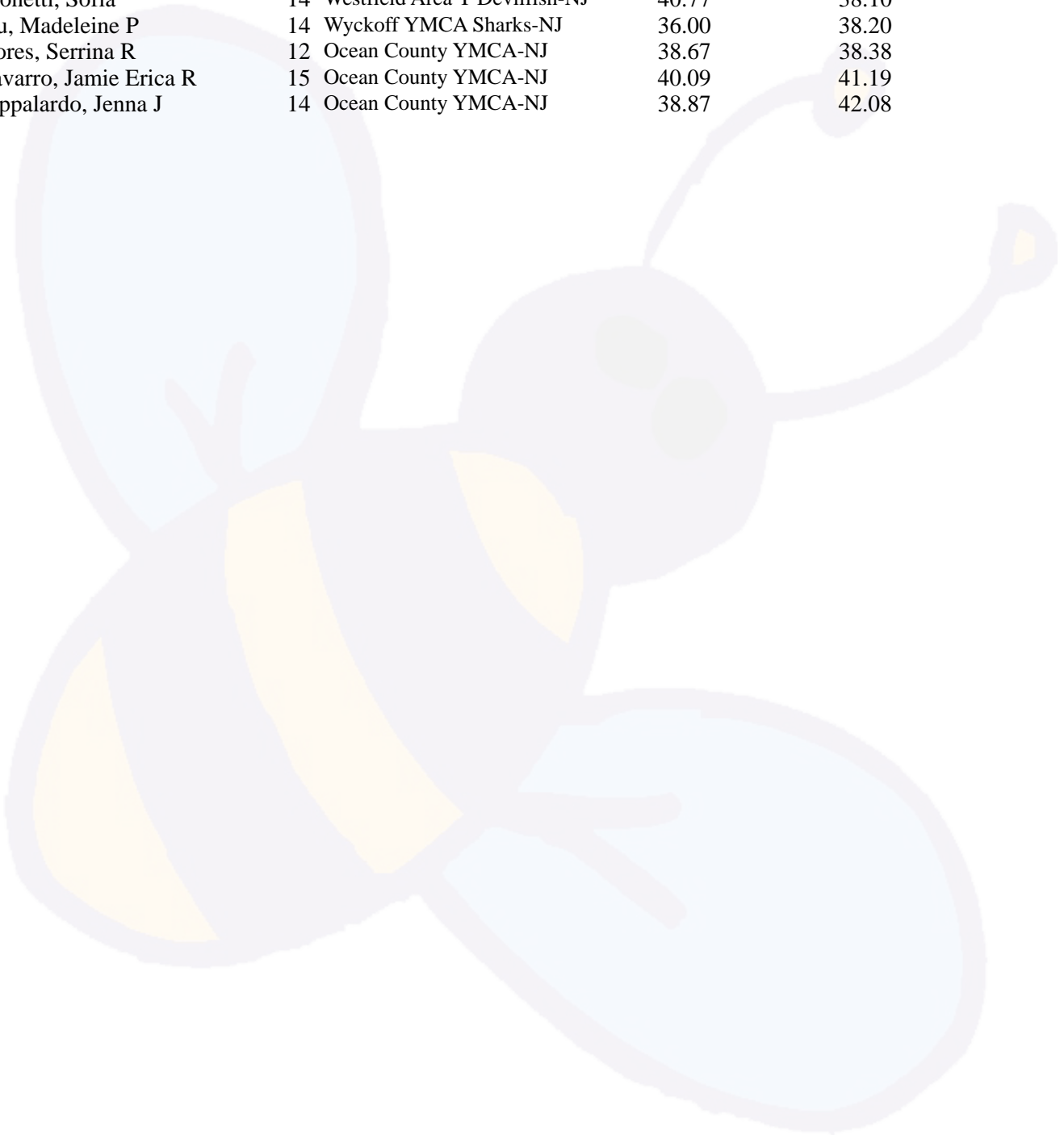
1:01.19 YNAT

|     | <b>Name</b>                 | <b>Age</b> | <b>Team</b>                   | <b>Seed Time</b> | <b>Finals Time</b> |
|-----|-----------------------------|------------|-------------------------------|------------------|--------------------|
| 1   | Horkan, Michael W<br>29.15  | 14         | Wyckoff YMCA Sharks-NJ        | 1:02.53          | 1:02.05            |
|     |                             |            | 1:02.05 (32.90)               |                  |                    |
| 2   | Eckels, Evan W<br>28.97     | 14         | Hamilton Y Aquatic Club-NJ    | 1:01.70          | 1:02.28            |
|     |                             |            | 1:02.28 (33.31)               |                  |                    |
| 3   | Raman, Kailash A<br>29.20   | 16         | Somerset Valley YMCA-NJ       | 1:02.45          | 1:02.42            |
|     |                             |            | 1:02.42 (33.22)               |                  |                    |
| 4   | Chang, Eric<br>28.79        | 18         | Fanwood-Scotch Plains YMCA-N  | 1:01.04          | 1:02.98            |
|     |                             |            | 1:02.98 (34.19)               |                  |                    |
| 5   | Kiel, Joe L<br>29.44        | 15         | Somerset Hills YMCA Swim Team | 1:04.27          | 1:04.78            |
|     |                             |            | 1:04.78 (35.34)               |                  |                    |
| 6   | Capizzi, Anthony J<br>30.66 | 14         | Somerset Hills YMCA Swim Team | 1:02.93          | 1:05.25            |
|     |                             |            | 1:05.25 (34.59)               |                  |                    |
| 7   | Walsh, Dylan P<br>31.89     | 15         | Hamilton Y Aquatic Club-NJ    | 1:08.24          | 1:08.01            |
|     |                             |            | 1:08.01 (36.12)               |                  |                    |
| 8   | Higgins, Jack E<br>33.06    | 15         | Somerset Valley YMCA-NJ       | 1:10.63          | 1:11.79            |
|     |                             |            | 1:11.79 (38.73)               |                  |                    |
| 9   | Nance, Austin W<br>35.35    | 18         | Hamilton Y Aquatic Club-NJ    | 1:25.00          | 1:24.57            |
|     |                             |            | 1:24.57 (49.22)               |                  |                    |
| --- | Brown, Henry                | 14         | Westfield Area Y Devilfish-NJ | 1:11.09          | SCR                |
| --- | Wagner, Eric D              | 17         | Somerset Valley YMCA-NJ       | 1:01.97          | SCR                |



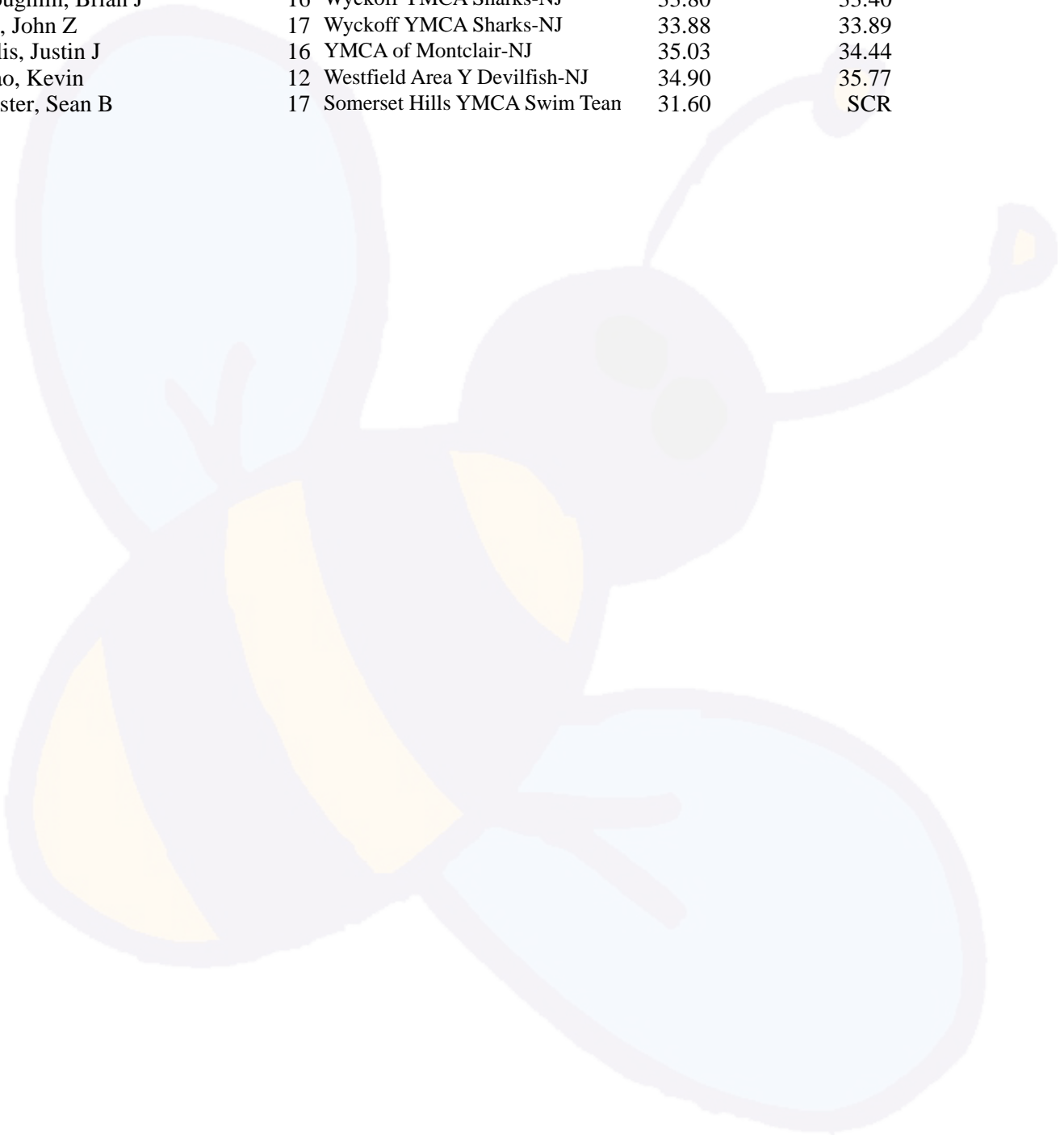
**2017 HACY SUMMER FUN MEET - 07-18-2017****www.besmarttinc.com for meet results and more****Results - ALL EVENTS****Event 25 Women 50 LC Meter Breaststroke**

|   | <b>Name</b>              | <b>Age</b> | <b>Team</b>                   | <b>Seed Time</b> | <b>Finals Time</b> |
|---|--------------------------|------------|-------------------------------|------------------|--------------------|
| 1 | Gilio-Malabre, Christina | 14         | YMCA of Montclair-NJ          | 37.05            | 37.84              |
| 2 | Leonetti, Sofia          | 14         | Westfield Area Y Devilfish-NJ | 40.77            | 38.10              |
| 3 | Liu, Madeleine P         | 14         | Wyckoff YMCA Sharks-NJ        | 36.00            | 38.20              |
| 4 | Flores, Serrina R        | 12         | Ocean County YMCA-NJ          | 38.67            | 38.38              |
| 5 | Navarro, Jamie Erica R   | 15         | Ocean County YMCA-NJ          | 40.09            | 41.19              |
| 6 | Pappalardo, Jenna J      | 14         | Ocean County YMCA-NJ          | 38.87            | 42.08              |



**2017 HACY SUMMER FUN MEET - 07-18-2017****www.besmarttinc.com for meet results and more****Results - ALL EVENTS****Event 25 Men 50 LC Meter Breaststroke**

|     | <b>Name</b>       | <b>Age</b> | <b>Team</b>                   | <b>Seed Time</b> | <b>Finals Time</b> |
|-----|-------------------|------------|-------------------------------|------------------|--------------------|
| 1   | Fallon, Matt J    | 14         | Somerset Valley YMCA-NJ       | 32.34            | 31.71              |
| 2   | Coughlin, Brian J | 16         | Wyckoff YMCA Sharks-NJ        | 33.80            | 33.40              |
| 3   | NI, John Z        | 17         | Wyckoff YMCA Sharks-NJ        | 33.88            | 33.89              |
| 4   | Ellis, Justin J   | 16         | YMCA of Montclair-NJ          | 35.03            | 34.44              |
| 5   | Gao, Kevin        | 12         | Westfield Area Y Devilfish-NJ | 34.90            | 35.77              |
| --- | Foster, Sean B    | 17         | Somerset Hills YMCA Swim Team | 31.60            | SCR                |



**2017 HACY SUMMER FUN MEET - 07-18-2017****www.besmarttinc.com for meet results and more****Results - ALL EVENTS****Event 27 Women 200 LC Meter Backstroke****2:28.99 YNAT**

|     | <b>Name</b>          | <b>Age</b>      | <b>Team</b>                   | <b>Seed Time</b> | <b>Finals Time</b> |      |
|-----|----------------------|-----------------|-------------------------------|------------------|--------------------|------|
| 1   | Trolle, Camilla O    | 14              | Hamilton Y Aquatic Club-NJ    | 2:29.55          | 2:27.40            | YNAT |
|     | 34.27                | 1:11.36 (37.09) | 1:50.01 (38.65)               | 2:27.40 (37.39)  |                    |      |
| 2   | Williams, Bri A      | 14              | Wyckoff YMCA Sharks-NJ        | 2:29.13          | 2:29.47            |      |
|     | 34.35                | 1:11.71 (37.36) | 1:51.18 (39.47)               | 2:29.47 (38.29)  |                    |      |
| 3   | Walsh, Chynna Lee L  | 17              | Somerset Valley YMCA-NJ       | 2:22.42          | 2:30.58            |      |
|     | 34.25                | 1:12.71 (38.46) | 1:52.10 (39.39)               | 2:30.58 (38.48)  |                    |      |
| 4   | Bonistalli, Dani D   | 17              | Wyckoff YMCA Sharks-NJ        | 2:32.78          | 2:34.74            |      |
|     | 37.21                | 1:16.50 (39.29) | 1:56.46 (39.96)               | 2:34.74 (38.28)  |                    |      |
| 5   | Degennaro, Taylor    | 16              | Ocean County YMCA-NJ          | 2:28.32          | 2:37.58            |      |
|     | 38.10                | 1:18.05 (39.95) | 1:58.37 (40.32)               | 2:37.58 (39.21)  |                    |      |
| 6   | Bendokas, Tessa      | 12              | Ocean County YMCA-NJ          | 2:40.32          | 2:37.83            |      |
|     | 36.91                | 1:16.23 (39.32) | 1:57.95 (41.72)               | 2:37.83 (39.88)  |                    |      |
| 7   | Parvatrao, Sankya K  | 16              | Somerset Valley YMCA-NJ       | 2:30.26          | 2:38.10            |      |
|     | 36.92                | 1:16.54 (39.62) | 1:57.89 (41.35)               | 2:38.10 (40.21)  |                    |      |
| 8   | Karan, Rachel P      | 16              | Somerset Valley YMCA-NJ       | 2:31.39          | 2:38.53            |      |
|     | 36.30                | 1:16.19 (39.89) | 1:58.04 (41.85)               | 2:38.53 (40.49)  |                    |      |
| 9   | McGann, Julia        | 14              | Westfield Area Y Devilfish-NJ | 2:26.58          | 2:39.31            |      |
|     | 35.98                | 1:15.57 (39.59) | 1:57.91 (42.34)               | 2:39.31 (41.40)  |                    |      |
| 10  | Misurelli, Melissa S | 14              | Ocean County YMCA-NJ          | 2:46.11          | 2:48.28            |      |
|     | 40.36                | 1:22.53 (42.17) | 2:05.66 (43.13)               | 2:48.28 (42.62)  |                    |      |
| 11  | Poulos, Hannah R     | 14              | Ocean County YMCA-NJ          | 2:53.03          | 3:06.34            |      |
|     | 44.47                | 1:31.12 (46.65) | 2:19.69 (48.57)               | 3:06.34 (46.65)  |                    |      |
| --- | Weber, Mary          | 15              | Westfield Area Y Devilfish-NJ | 2:35.01          | SCR                |      |

**2017 HACY SUMMER FUN MEET - 07-18-2017****www.besmarttinc.com for meet results and more****Results - ALL EVENTS****Event 27 Men 200 LC Meter Backstroke****2:18.99 YNAT**

|     | <b>Name</b>            | <b>Age</b>      | <b>Team</b>                   | <b>Seed Time</b> | <b>Finals Time</b> |      |
|-----|------------------------|-----------------|-------------------------------|------------------|--------------------|------|
| 1   | Hood, Liam A           | 15              | YMCA of Montclair-NJ          | 2:20.82          | 2:18.50            | YNAT |
|     | 32.78                  | 1:07.33 (34.55) | 1:43.39 (36.06)               | 2:18.50 (35.11)  |                    |      |
| 2   | Kosydur, Derek         | 15              | Somerset Valley YMCA-NJ       | 2:22.55          | 2:19.73            |      |
|     | 32.17                  | 1:07.16 (34.99) | 1:42.90 (35.74)               | 2:19.73 (36.83)  |                    |      |
| 3   | Rose, Ben W            | 15              | Wyckoff YMCA Sharks-NJ        | 2:19.58          | 2:20.49            |      |
|     | 32.50                  | 1:07.40 (34.90) | 1:44.34 (36.94)               | 2:20.49 (36.15)  |                    |      |
| 4   | Citta, Dylan A         | 14              | Ocean County YMCA-NJ          | 2:25.75          | 2:26.72            |      |
|     | 34.27                  | 1:10.76 (36.49) | 1:49.43 (38.67)               | 2:26.72 (37.29)  |                    |      |
| 5   | Gamper, Andrew J       | 14              | Wyckoff YMCA Sharks-NJ        | 2:20.89          | 2:28.93            |      |
|     | 34.18                  | 1:11.55 (37.37) | 1:50.43 (38.88)               | 2:28.93 (38.50)  |                    |      |
| 6   | Dixon-Anderson, Kyle W | 18              | Hamilton Y Aquatic Club-NJ    | 2:35.77          | 2:37.10            |      |
|     | 37.62                  | 1:17.22 (39.60) | 1:59.00 (41.78)               | 2:37.10 (38.10)  |                    |      |
| --- | Huang, Keren           | 15              | Fanwood-Scotch Plains YMCA-N  | 2:16.82          |                    | DQ   |
|     | 34.06                  | 1:09.77 (35.71) | 1:47.01 (37.24)               | DQ (36.86)       |                    |      |
| --- | McGann, Timothy B      | 16              | Westfield Area Y Devilfish-NJ | 2:20.60          |                    | NS   |

**2017 HACY SUMMER FUN MEET - 07-18-2017****www.besmarttinc.com for meet results and more****Results - ALL EVENTS****Event 31 Women 400 LC Meter Freestyle****4:36.99 YNAT**

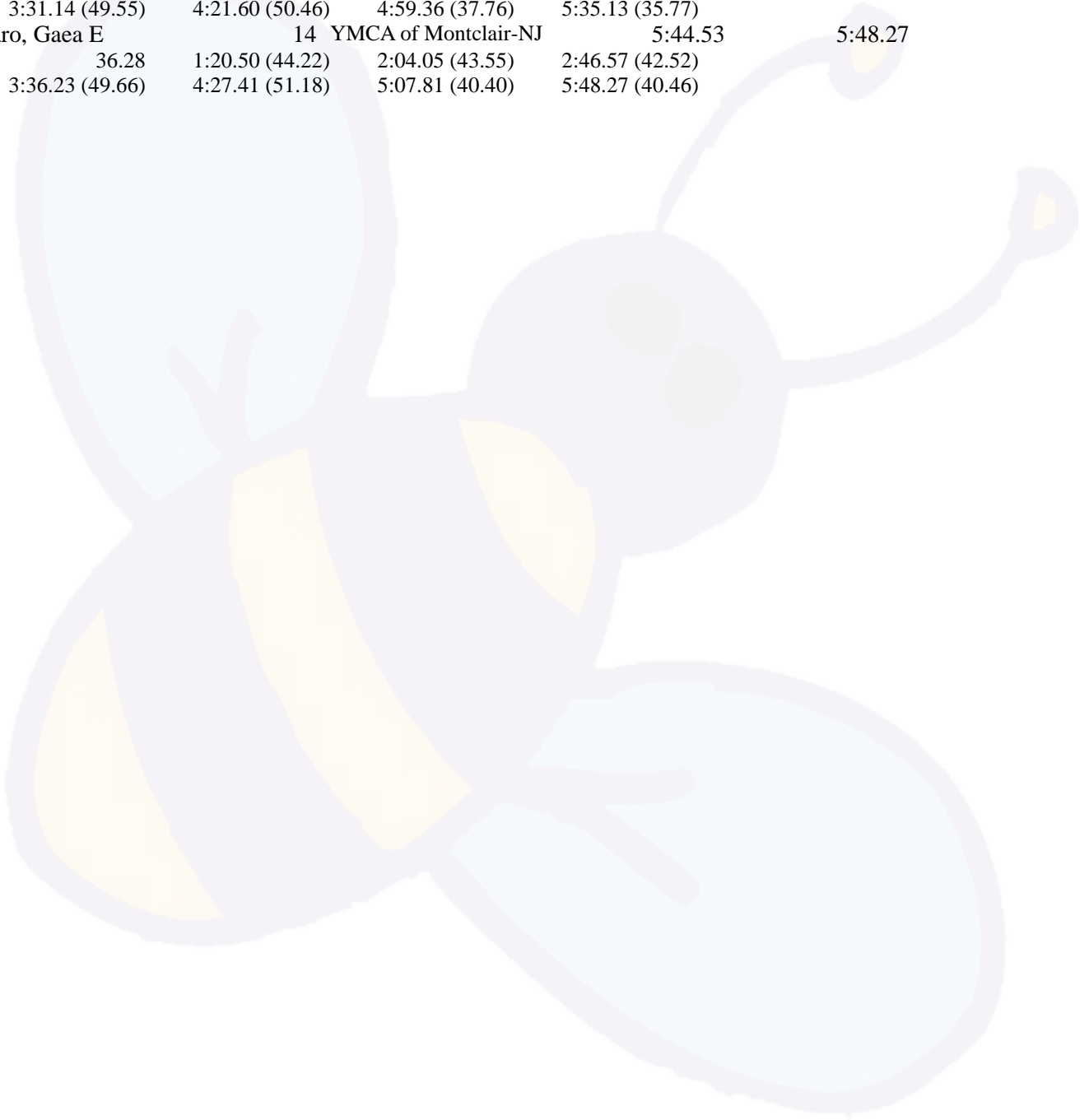
|   | <b>Name</b>         | <b>Age</b>      | <b>Team</b>                   | <b>Seed Time</b> | <b>Finals Time</b> |
|---|---------------------|-----------------|-------------------------------|------------------|--------------------|
| 1 | Jeremiah, Brianna R | 17              | Somerset Hills YMCA Swim Team | 4:47.96          | 4:55.18            |
|   | 32.25               | 1:07.92 (35.67) | 1:45.44 (37.52)               | 2:23.31 (37.87)  |                    |
|   | 3:01.87 (38.56)     | 3:39.99 (38.12) | 4:17.87 (37.88)               | 4:55.18 (37.31)  |                    |
| 2 | Tevnan, Haley E     | 16              | Somerset Valley YMCA-NJ       | 4:59.01          | 4:58.74            |
|   | 33.26               | 1:10.25 (36.99) | 1:48.65 (38.40)               | 2:27.41 (38.76)  |                    |
|   | 3:06.17 (38.76)     | 3:44.57 (38.40) | 4:22.75 (38.18)               | 4:58.74 (35.99)  |                    |
| 3 | Misurelli, Megan R  | 16              | Ocean County YMCA-NJ          | 4:48.94          | 5:02.92            |
|   | 34.54               | 1:12.70 (38.16) | 1:53.12 (40.42)               | 2:32.51 (39.39)  |                    |
|   | 3:12.89 (40.38)     | 3:49.50 (36.61) | 4:26.63 (37.13)               | 5:02.92 (36.29)  |                    |
| 4 | Devine, Hannah G    | 14              | Hamilton Y Aquatic Club-NJ    | 4:45.59          | 5:03.99            |
|   | 30.70               | 1:04.73 (34.03) | 1:43.06 (38.33)               | 2:19.63 (36.57)  |                    |
|   | 3:06.06 (46.43)     | 3:48.71 (42.65) | 4:27.56 (38.85)               | 5:03.99 (36.43)  |                    |
| 5 | Tevnan, Meghan      | 15              | Somerset Valley YMCA-NJ       | 5:20.55          | 5:19.69            |
|   | 36.16               | 1:15.71 (39.55) | 1:56.62 (40.91)               | 2:36.88 (40.26)  |                    |
|   | 3:18.09 (41.21)     | 3:58.90 (40.81) | 4:40.74 (41.84)               | 5:19.69 (38.95)  |                    |
| 6 | English, Maeve C    | 12              | Somerset Valley YMCA-NJ       | 5:22.53          | 5:22.10            |
|   | 36.97               | 1:16.93 (39.96) | 1:58.38 (41.45)               | 2:39.74 (41.36)  |                    |
|   | 3:20.93 (41.19)     | 4:02.71 (41.78) | 4:43.44 (40.73)               | 5:22.10 (38.66)  |                    |

**2017 HACY SUMMER FUN MEET - 07-18-2017****www.besmarttinc.com for meet results and more****Results - ALL EVENTS****Event 31 Men 400 LC Meter Freestyle****4:17.99 YNAT**

|   | <b>Name</b>       | <b>Age</b>      | <b>Team</b>                   | <b>Seed Time</b> | <b>Finals Time</b> |
|---|-------------------|-----------------|-------------------------------|------------------|--------------------|
| 1 | Bargo, Felipe N   | 16              | Hamilton Y Aquatic Club-NJ    | 4:27.11          | 4:29.55            |
|   | 30.53             | 1:04.47 (33.94) | 1:39.10 (34.63)               | 2:14.22 (35.12)  |                    |
|   | 2:49.52 (35.30)   | 3:23.42 (33.90) | 3:57.47 (34.05)               | 4:29.55 (32.08)  |                    |
| 2 | Meisner, Andrew J | 16              | Somerset Valley YMCA-NJ       | 4:29.97          | 4:32.77            |
|   | 30.73             | 1:03.98 (33.25) | 1:38.19 (34.21)               | 2:12.32 (34.13)  |                    |
|   | 2:47.63 (35.31)   | 3:22.21 (34.58) | 3:58.23 (36.02)               | 4:32.77 (34.54)  |                    |
| 3 | Alexy, Rob B      | 12              | Somerset Hills YMCA Swim Team | 4:39.61          | 4:35.38            |
|   | 31.36             | 1:05.49 (34.13) | 1:40.55 (35.06)               | 2:15.67 (35.12)  |                    |
|   | 2:51.50 (35.83)   | 3:26.82 (35.32) | 4:02.01 (35.19)               | 4:35.38 (33.37)  |                    |

**2017 HACY SUMMER FUN MEET - 07-18-2017****www.besmarttinc.com for meet results and more****Results - ALL EVENTS****Event 33 Women 400 LC Meter IM****5:18.99 YNAT**

|   | <b>Name</b>     | <b>Age</b>      | <b>Team</b>          | <b>Seed Time</b> | <b>Finals Time</b> |
|---|-----------------|-----------------|----------------------|------------------|--------------------|
| 1 | Urso, Tristan E | 16              | Ocean County YMCA-NJ | 5:20.11          | 5:35.13            |
|   | 34.85           | 1:17.02 (42.17) | 2:00.04 (43.02)      | 2:41.59 (41.55)  |                    |
|   | 3:31.14 (49.55) | 4:21.60 (50.46) | 4:59.36 (37.76)      | 5:35.13 (35.77)  |                    |
| 2 | Caro, Gaea E    | 14              | YMCA of Montclair-NJ | 5:44.53          | 5:48.27            |
|   | 36.28           | 1:20.50 (44.22) | 2:04.05 (43.55)      | 2:46.57 (42.52)  |                    |
|   | 3:36.23 (49.66) | 4:27.41 (51.18) | 5:07.81 (40.40)      | 5:48.27 (40.46)  |                    |





**2017 HACY SUMMER FUN MEET - 07-18-2017****www.besmarttinc.com for meet results and more****Results - ALL EVENTS****Event 33 Men 400 LC Meter IM**  
**4:54.99 YNAT**

| <u>Name</u>    | <u>Age</u>      | <u>Team</u>          | <u>Seed Time</u> | <u>Finals Time</u> |
|----------------|-----------------|----------------------|------------------|--------------------|
| 1 Hood, Liam A | 15              | YMCA of Montclair-NJ | 5:07.56          | 5:25.87            |
|                | 32.88           | 1:12.31 (39.43)      | 1:54.04 (41.73)  | 2:35.12 (41.08)    |
|                | 3:22.94 (47.82) | 4:10.56 (47.62)      | 4:47.79 (37.23)  | 5:25.87 (38.08)    |



**2017 HACY SUMMER FUN MEET - 07-18-2017**

www.besmarttinc.com for meet results and more

**Results - ALL EVENTS****Event 35 Women 800 LC Meter Freestyle**

9:26.99 YNAT

|   | <b>Name</b>       | <b>Age</b>      | <b>Team</b>                   | <b>Seed Time</b> | <b>Finals Time</b> |
|---|-------------------|-----------------|-------------------------------|------------------|--------------------|
| 1 | Thomas, Bridget   | 14              | Westfield Area Y Devilfish-NJ | 10:01.61         | 10:14.29           |
|   | 28.18             | 1:11.95 (43.77) | 1:52.09 (40.14)               | 2:30.82 (38.73)  |                    |
|   | 3:10.00 (39.18)   | 3:48.92 (38.92) | 4:28.37 (39.45)               | 5:07.35 (38.98)  |                    |
|   | 5:46.22 (38.87)   | 6:25.29 (39.07) | 7:04.61 (39.32)               | 7:42.88 (38.27)  |                    |
|   | 8:21.84 (38.96)   | 9:00.21 (38.37) | 9:38.70 (38.49)               | 10:14.29 (35.59) |                    |
| 2 | Donahue, Aidan    | 17              | Westfield Area Y Devilfish-NJ | 9:59.57          | 10:31.41           |
|   | 33.12             | 1:10.23 (37.11) | 1:49.23 (39.00)               | 2:28.66 (39.43)  |                    |
|   | 3:00.16 (31.50)   | 3:48.69 (48.53) | 4:29.23 (40.54)               | 5:08.77 (39.54)  |                    |
|   | 5:49.26 (40.49)   | 6:29.92 (40.66) | 7:10.76 (40.84)               | 7:51.22 (40.46)  |                    |
|   | 8:32.33 (41.11)   | 9:12.73 (40.40) | 9:52.54 (39.81)               | 10:31.41 (38.87) |                    |
| 3 | Steffe, Millie H  | 14              | YMCA of Montclair-NJ          | 10:35.22         | 10:36.51           |
|   | 33.65             | 1:12.07 (38.42) | 1:52.31 (40.24)               | 2:32.09 (39.78)  |                    |
|   | 3:12.64 (40.55)   | 3:52.91 (40.27) | 4:33.86 (40.95)               | 5:14.09 (40.23)  |                    |
|   | 5:55.34 (41.25)   | 6:35.91 (40.57) | 7:17.44 (41.53)               | 7:57.69 (40.25)  |                    |
|   | 8:38.43 (40.74)   | 9:18.19 (39.76) | 9:58.41 (40.22)               | 10:36.51 (38.10) |                    |
| 4 | Poulos, Hailey    | 13              | Ocean County YMCA-NJ          | 10:24.95         | 10:47.46           |
|   | 35.96             | 1:15.40 (39.44) | 1:56.62 (41.22)               | 2:38.34 (41.72)  |                    |
|   | 3:20.46 (42.12)   | 4:01.64 (41.18) | 4:43.87 (42.23)               | 5:24.95 (41.08)  |                    |
|   | 6:06.30 (41.35)   | 6:47.85 (41.55) | 7:29.01 (41.16)               | 8:10.40 (41.39)  |                    |
|   | 8:50.40 (40.00)   | 9:30.48 (40.08) | 10:10.19 (39.71)              | 10:47.46 (37.27) |                    |
| 5 | Murphy, Heather N | 13              | Hamilton Y Aquatic Club-NJ    | 12:09.89         | 10:47.58           |
|   | 34.73             | 1:14.97 (40.24) | 1:57.60 (42.63)               | 2:40.01 (42.41)  |                    |
|   | 3:22.36 (42.35)   | 4:04.67 (42.31) | 4:45.45 (40.78)               | 5:27.05 (41.60)  |                    |
|   | 6:08.54 (41.49)   | 6:50.34 (41.80) | 7:31.41 (41.07)               | 8:12.60 (41.19)  |                    |
|   | 8:46.84 (34.24)   | 9:32.74 (45.90) | 10:12.19 (39.45)              | 10:47.58 (35.39) |                    |

**2017 HACY SUMMER FUN MEET - 07-18-2017**

www.besmarttinc.com for meet results and more

**Results - ALL EVENTS****Event 37 Women 1500 LC Meter Freestyle**

18:14.99 YNAT

| Name                   | Age              | Team                    | Seed Time        | Finals Time   |
|------------------------|------------------|-------------------------|------------------|---------------|
| 1 Bull, Megan A        | 18               | Somerset Valley YMCA-NJ | 17:38.24         | 17:53.28 YNAT |
| 31.61                  | 1:05.69 (34.08)  | 1:40.95 (35.26)         | 2:16.07 (35.12)  |               |
| 2:51.05 (34.98)        | 3:26.39 (35.34)  | 4:01.91 (35.52)         | 4:37.36 (35.45)  |               |
| 5:13.01 (35.65)        | 5:48.49 (35.48)  | 6:23.34 (34.85)         | 6:58.58 (35.24)  |               |
| 7:33.96 (35.38)        | 8:09.52 (35.56)  | 8:45.24 (35.72)         | 9:20.59 (35.35)  |               |
| 9:57.28 (36.69)        | 10:32.70 (35.42) | 11:09.53 (36.83)        | 11:45.27 (35.74) |               |
| 12:22.44 (37.17)       | 12:59.09 (36.65) | 13:35.98 (36.89)        | 14:12.68 (36.70) |               |
| 14:49.84 (37.16)       | 15:27.17 (37.33) | 16:04.20 (37.03)        | 16:41.80 (37.60) |               |
| 17:18.43 (36.63)       | 17:53.28 (34.85) |                         |                  |               |
| 2 Meisner, Catherine G | 13               | Somerset Valley YMCA-NJ | 18:21.10         | 18:05.57 YNAT |
| 31.73                  | 1:05.88 (34.15)  | 1:41.81 (35.93)         | 2:16.91 (35.10)  |               |
| 2:53.55 (36.64)        | 3:29.41 (35.86)  | 4:06.38 (36.97)         | 4:42.50 (36.12)  |               |
| 5:19.38 (36.88)        | 5:55.83 (36.45)  | 6:32.36 (36.53)         | 7:08.19 (35.83)  |               |
| 7:44.98 (36.79)        | 8:21.11 (36.13)  | 8:58.05 (36.94)         | 9:34.14 (36.09)  |               |
| 10:11.38 (37.24)       | 10:47.60 (36.22) | 11:24.93 (37.33)        | 12:01.43 (36.50) |               |
| 12:38.79 (37.36)       | 13:15.36 (36.57) | 13:52.68 (37.32)        | 14:29.18 (36.50) |               |
| 15:06.78 (37.60)       | 15:43.40 (36.62) | 16:20.55 (37.15)        | 16:56.52 (35.97) |               |
| 17:32.27 (35.75)       | 18:05.57 (33.30) |                         |                  |               |
| 3 Palfreyman, Grace V  | 17               | Somerset Valley YMCA-NJ | 18:17.51         | 18:25.42      |
| 33.77                  | 1:10.15 (36.38)  | 1:47.53 (37.38)         | 2:24.52 (36.99)  |               |
| 3:02.10 (37.58)        | 3:38.90 (36.80)  | 4:16.23 (37.33)         | 4:52.77 (36.54)  |               |
| 5:29.92 (37.15)        | 6:06.52 (36.60)  | 6:43.64 (37.12)         | 7:20.23 (36.59)  |               |
| 7:57.61 (37.38)        | 8:34.58 (36.97)  | 9:12.08 (37.50)         | 9:48.97 (36.89)  |               |
| 10:22.38 (33.41)       | 11:03.39 (41.01) | 11:41.03 (37.64)        | 12:18.09 (37.06) |               |
| 12:55.73 (37.64)       | 13:32.63 (36.90) | 14:10.10 (37.47)        | 14:46.83 (36.73) |               |
| 15:24.43 (37.60)       | 16:01.08 (36.65) | 16:38.40 (37.32)        | 17:14.90 (36.50) |               |
| 17:51.41 (36.51)       | 18:25.42 (34.01) |                         |                  |               |
| 4 Wojnar, Megan G      | 17               | Somerset Valley YMCA-NJ | 18:29.94         | 18:39.98      |
| 34.05                  | 1:10.62 (36.57)  | 1:48.25 (37.63)         | 2:25.77 (37.52)  |               |
| 3:04.01 (38.24)        | 3:41.24 (37.23)  | 4:19.66 (38.42)         | 4:57.24 (37.58)  |               |
| 5:35.36 (38.12)        | 6:12.72 (37.36)  | 6:50.00 (37.28)         | 7:27.01 (37.01)  |               |
| 8:04.97 (37.96)        | 8:43.43 (38.46)  | 9:21.43 (38.00)         | 9:59.10 (37.67)  |               |
| 10:37.69 (38.59)       | 11:15.03 (37.34) | 11:52.89 (37.86)        | 12:30.72 (37.83) |               |
| 13:08.59 (37.87)       | 13:45.66 (37.07) | 14:22.57 (36.91)        | 14:59.42 (36.85) |               |
| 15:36.80 (37.38)       | 16:13.75 (36.95) | 16:50.62 (36.87)        | 17:27.60 (36.98) |               |
| 18:04.61 (37.01)       | 18:39.98 (35.37) |                         |                  |               |
| 5 Rushevics, Kinsey B  | 15               | Somerset Valley YMCA-NJ | 18:55.25         | 19:15.36      |
| 33.48                  | 1:10.03 (36.55)  | 1:47.64 (37.61)         | 2:24.85 (37.21)  |               |
| 2:56.41 (31.56)        | 3:40.67 (44.26)  | 4:19.39 (38.72)         | 4:57.35 (37.96)  |               |
| 5:35.45 (38.10)        | 6:12.79 (37.34)  | 6:50.76 (37.97)         | 7:28.85 (38.09)  |               |
| 8:07.52 (38.67)        | 8:45.90 (38.38)  | 9:24.98 (39.08)         | 10:03.57 (38.59) |               |
| 10:42.78 (39.21)       | 11:21.20 (38.42) | 12:00.84 (39.64)        | 12:40.10 (39.26) |               |
| 13:19.66 (39.56)       | 13:58.61 (38.95) | 14:38.35 (39.74)        | 15:17.77 (39.42) |               |
| 15:57.18 (39.41)       | 16:36.50 (39.32) | 17:16.52 (40.02)        | 17:56.35 (39.83) |               |
| 18:33.83 (37.48)       | 19:15.36 (41.53) |                         |                  |               |

**2017 HACY SUMMER FUN MEET - 07-18-2017**

www.besmarttinc.com for meet results and more

**Results - ALL EVENTS****Event 37 Men 1500 LC Meter Freestyle**

17:11.49 YNAT

| Name                 | Age              | Team                         | Seed Time        | Finals Time   |
|----------------------|------------------|------------------------------|------------------|---------------|
| 1 Pestorius, Riley M | 17               | Somerset Valley YMCA-NJ      | 16:17.54         | 16:31.11 YNAT |
| 29.56                | 1:06.45 (36.89)  | 1:40.09 (33.64)              | 2:13.60 (33.51)  |               |
| 2:47.47 (33.87)      | 3:20.89 (33.42)  | 3:54.84 (33.95)              | 4:28.04 (33.20)  |               |
| 5:02.08 (34.04)      | 5:35.18 (33.10)  | 6:08.63 (33.45)              | 6:41.44 (32.81)  |               |
| 7:15.17 (33.73)      | 7:47.59 (32.42)  | 8:15.76 (28.17)              | 8:53.38 (37.62)  |               |
| 9:26.66 (33.28)      | 9:59.05 (32.39)  | 10:32.54 (33.49)             | 11:05.39 (32.85) |               |
| 11:38.29 (32.90)     | 12:11.34 (33.05) | 12:42.11 (30.77)             | 13:16.94 (34.83) |               |
| 13:50.18 (33.24)     | 14:23.54 (33.36) | 14:57.02 (33.48)             | 15:29.50 (32.48) |               |
| 16:01.04 (31.54)     | 16:31.11 (30.07) |                              |                  |               |
| 2 Fallon, Matt J     | 14               | Somerset Valley YMCA-NJ      | 16:50.27         | 16:31.28 YNAT |
| 30.84                | 1:03.64 (32.80)  | 1:36.43 (32.79)              | 2:09.57 (33.14)  |               |
| 2:43.08 (33.51)      | 3:16.62 (33.54)  | 3:49.94 (33.32)              | 4:23.24 (33.30)  |               |
| 4:57.26 (34.02)      | 5:31.01 (33.75)  | 6:05.10 (34.09)              | 6:39.27 (34.17)  |               |
| 7:12.86 (33.59)      | 7:45.99 (33.13)  | 8:19.77 (33.78)              | 8:53.17 (33.40)  |               |
| 9:26.30 (33.13)      | 9:58.66 (32.36)  | 10:31.35 (32.69)             | 11:04.39 (33.04) |               |
| 11:37.48 (33.09)     | 12:11.21 (33.73) | 12:44.16 (32.95)             | 13:17.34 (33.18) |               |
| 13:50.11 (32.77)     | 14:23.47 (33.36) | 14:52.16 (28.69)             | 15:29.07 (36.91) |               |
| 16:00.99 (31.92)     | 16:31.28 (30.29) |                              |                  |               |
| 3 Stauffer, John W   | 18               | Somerset Valley YMCA-NJ      | 16:40.49         | 17:08.77 YNAT |
| 30.80                | 1:04.20 (33.40)  | 1:38.82 (34.62)              | 2:12.24 (33.42)  |               |
| 2:46.53 (34.29)      | 3:20.35 (33.82)  | 3:54.87 (34.52)              | 4:28.84 (33.97)  |               |
| 5:03.34 (34.50)      | 5:37.31 (33.97)  | 6:11.72 (34.41)              | 6:45.43 (33.71)  |               |
| 7:19.99 (34.56)      | 7:54.00 (34.01)  | 8:28.81 (34.81)              | 9:03.23 (34.42)  |               |
| 9:38.01 (34.78)      | 10:12.54 (34.53) | 10:47.36 (34.82)             | 11:22.21 (34.85) |               |
| 11:56.93 (34.72)     | 12:31.59 (34.66) | 13:06.77 (35.18)             | 13:41.22 (34.45) |               |
| 14:16.43 (35.21)     | 14:51.21 (34.78) | 15:26.33 (35.12)             | 16:01.34 (35.01) |               |
| 16:35.95 (34.61)     | 17:08.77 (32.82) |                              |                  |               |
| 4 Bugianesi, Ryan M  | 17               | Somerset Valley YMCA-NJ      | 17:14.33         | 17:30.18      |
| 31.51                | 1:05.59 (34.08)  | 1:40.89 (35.30)              | 2:16.34 (35.45)  |               |
| 2:51.67 (35.33)      | 3:27.18 (35.51)  | 4:02.89 (35.71)              | 4:38.60 (35.71)  |               |
| 5:14.24 (35.64)      | 5:49.70 (35.46)  | 6:25.08 (35.38)              | 7:00.14 (35.06)  |               |
| 7:35.58 (35.44)      | 8:10.86 (35.28)  | 8:46.37 (35.51)              | 9:21.13 (34.76)  |               |
| 9:56.32 (35.19)      | 10:31.27 (34.95) | 11:06.82 (35.55)             | 11:41.82 (35.00) |               |
| 12:17.15 (35.33)     | 12:52.20 (35.05) | 13:27.62 (35.42)             | 14:01.95 (34.33) |               |
| 14:37.69 (35.74)     | 15:12.02 (34.33) | 15:47.50 (35.48)             | 16:22.48 (34.98) |               |
| 16:57.36 (34.88)     | 17:30.18 (32.82) |                              |                  |               |
| 5 Shah, Manav        | 17               | Fanwood-Scotch Plains YMCA-N | 17:29.88         | 17:45.59      |
| 31.05                | 1:04.63 (33.58)  | 1:38.91 (34.28)              | 2:13.61 (34.70)  |               |
| 2:48.77 (35.16)      | 3:24.33 (35.56)  | 4:00.06 (35.73)              | 4:36.03 (35.97)  |               |
| 5:11.99 (35.96)      | 5:48.06 (36.07)  | 6:23.80 (35.74)              | 6:59.86 (36.06)  |               |
| 7:35.84 (35.98)      | 8:11.93 (36.09)  | 8:47.82 (35.89)              | 9:23.55 (35.73)  |               |
| 9:59.38 (35.83)      | 10:35.69 (36.31) | 11:11.64 (35.95)             | 11:47.50 (35.86) |               |
| 12:23.69 (36.19)     | 12:59.84 (36.15) | 13:36.19 (36.35)             | 14:12.37 (36.18) |               |
| 14:48.62 (36.25)     | 15:24.67 (36.05) | 16:00.56 (35.89)             | 16:36.32 (35.76) |               |
| 17:11.91 (35.59)     | 17:45.59 (33.68) |                              |                  |               |

**2017 HACY SUMMER FUN MEET - 07-18-2017**

www.besmarttinc.com for meet results and more

**Results - ALL EVENTS****(Event 37 Men 1500 LC Meter Freestyle)**

| <b>Name</b>              | <b>Age</b>       | <b>Team</b>                   | <b>Seed Time</b> | <b>Finals Time</b> |
|--------------------------|------------------|-------------------------------|------------------|--------------------|
| 6 Weiland, Carter A      | 16               | Somerset Valley YMCA-NJ       | 17:54.11         | 17:50.02           |
| 32.41                    | 1:08.02 (35.61)  | 1:43.09 (35.07)               | 2:18.29 (35.20)  |                    |
| 2:53.89 (35.60)          | 3:29.61 (35.72)  | 4:05.42 (35.81)               | 4:40.85 (35.43)  |                    |
| 5:16.50 (35.65)          | 5:52.13 (35.63)  | 6:27.74 (35.61)               | 7:03.86 (36.12)  |                    |
| 7:39.80 (35.94)          | 8:16.05 (36.25)  | 8:52.44 (36.39)               | 9:28.44 (36.00)  |                    |
| 10:04.85 (36.41)         | 10:41.09 (36.24) | 11:17.54 (36.45)              | 11:53.50 (35.96) |                    |
| 12:29.65 (36.15)         | 13:05.48 (35.83) | 13:41.33 (35.85)              | 14:17.93 (36.60) |                    |
| 14:54.30 (36.37)         | 15:30.09 (35.79) | 16:05.53 (35.44)              | 16:40.86 (35.33) |                    |
| 17:13.05 (32.19)         | 17:50.02 (36.97) |                               |                  |                    |
| 7 Wang, Marshal          | 14               | Somerset Hills YMCA Swim Team | 17:54.16         | 18:15.54           |
| 31.73                    | 1:06.29 (34.56)  | 1:41.78 (35.49)               | 2:17.75 (35.97)  |                    |
| 2:53.08 (35.33)          | 3:28.63 (35.55)  | 4:04.52 (35.89)               | 4:40.55 (36.03)  |                    |
| 5:11.33 (30.78)          | 5:53.54 (42.21)  | 6:30.76 (37.22)               | 7:07.76 (37.00)  |                    |
| 7:44.97 (37.21)          | 8:21.89 (36.92)  | 8:59.24 (37.35)               | 9:36.28 (37.04)  |                    |
| 10:13.33 (37.05)         | 10:50.71 (37.38) | 11:28.15 (37.44)              | 12:05.21 (37.06) |                    |
| 12:42.71 (37.50)         | 13:20.10 (37.39) | 13:57.75 (37.65)              | 14:34.73 (36.98) |                    |
| 15:12.01 (37.28)         | 15:49.06 (37.05) | 16:26.71 (37.65)              | 17:03.48 (36.77) |                    |
| 17:38.58 (35.10)         | 18:15.54 (36.96) |                               |                  |                    |
| 8 Citta, Dylan A         | 14               | Ocean County YMCA-NJ          | 18:57.45         | 18:38.48           |
| 32.39                    | 1:08.47 (36.08)  | 1:45.73 (37.26)               | 2:23.12 (37.39)  |                    |
| 3:00.66 (37.54)          | 3:38.11 (37.45)  | 4:16.29 (38.18)               | 4:53.50 (37.21)  |                    |
| 5:31.68 (38.18)          | 6:09.41 (37.73)  | 6:47.58 (38.17)               | 7:24.96 (37.38)  |                    |
| 8:02.89 (37.93)          | 8:40.55 (37.66)  | 9:18.78 (38.23)               | 9:56.13 (37.35)  |                    |
| 10:33.84 (37.71)         | 11:11.32 (37.48) | 11:49.25 (37.93)              | 12:26.80 (37.55) |                    |
| 13:04.72 (37.92)         | 13:42.17 (37.45) | 14:20.34 (38.17)              | 14:57.45 (37.11) |                    |
| 15:35.04 (37.59)         | 16:12.19 (37.15) | 16:49.60 (37.41)              | 17:26.13 (36.53) |                    |
| 18:03.18 (37.05)         | 18:38.48 (35.30) |                               |                  |                    |
| 9 Morganlander, Bailey H | 15               | YMCA of Montclair-NJ          | 19:00.22         | 19:10.33           |
| 33.05                    | 1:10.42 (37.37)  | 1:48.40 (37.98)               | 2:26.55 (38.15)  |                    |
| 3:04.47 (37.92)          | 3:43.52 (39.05)  | 4:21.57 (38.05)               | 5:00.89 (39.32)  |                    |
| 5:39.79 (38.90)          | 6:18.47 (38.68)  | 6:57.27 (38.80)               | 7:36.90 (39.63)  |                    |
| 8:16.32 (39.42)          | 8:54.41 (38.09)  | 9:33.62 (39.21)               | 10:12.14 (38.52) |                    |
| 10:51.50 (39.36)         | 11:30.77 (39.27) | 12:09.85 (39.08)              | 12:48.97 (39.12) |                    |
| 13:27.62 (38.65)         | 14:06.35 (38.73) | 14:45.05 (38.70)              | 15:22.49 (37.44) |                    |
| 16:00.30 (37.81)         | 16:38.48 (38.18) | 17:15.98 (37.50)              | 17:54.12 (38.14) |                    |
| 18:28.99 (34.87)         | 19:10.33 (41.34) |                               |                  |                    |
| 10 Youssef, Zachary      | 15               | Westfield Area Y Devilfish-NJ | 19:03.06         | 19:34.15           |
| 32.35                    | 1:08.56 (36.21)  | 1:45.89 (37.33)               | 2:23.73 (37.84)  |                    |
| 3:02.31 (38.58)          | 3:41.38 (39.07)  | 4:20.74 (39.36)               | 4:59.51 (38.77)  |                    |
| 5:38.58 (39.07)          | 6:17.92 (39.34)  | 6:57.52 (39.60)               | 7:37.38 (39.86)  |                    |
| 8:17.22 (39.84)          | 8:56.78 (39.56)  | 9:36.60 (39.82)               | 10:16.92 (40.32) |                    |
| 10:57.40 (40.48)         | 11:37.52 (40.12) | 12:18.15 (40.63)              | 12:58.10 (39.95) |                    |
| 13:38.14 (40.04)         | 14:18.23 (40.09) | 14:58.27 (40.04)              | 15:38.59 (40.32) |                    |
| 16:18.98 (40.39)         | 16:58.79 (39.81) | 17:38.42 (39.63)              | 18:18.16 (39.74) |                    |
| 18:57.36 (39.20)         | 19:34.15 (36.79) |                               |                  |                    |
| --- DeLauro, Thomas J    | 18               | Somerset Valley YMCA-NJ       | 17:24.29         | SCR                |