



NEC CONFERENCE SWIMMING & DIVING 2018 - 02-21-2018 to 02-24-2018

www.besmarttinc.com for heat sheets, meet results and more

Real Time Results at www.besmarttinc.com

Results

Women 50 Yard Freestyle

2017 WINNER: 23.29 02-16-2017 VEGA, BRIANA LIUB
NEC Conf Rec: 22.96 % 2005 Jamie Crowley CCSU
NEC Meet Rec: 23.00 M 02-25-2016 Christine Rasile Central
21.80 D1A
22.99 D1B

Name	Age	School	Prelim Time	Finals Time
A - Final				
1 Lafferty, Katie	21	Saint Francis University	23.24	23.20
2 Vega, Briana	20	Liu Brooklyn Blackbirds	23.24	23.23
3 Rice, Jillian	20	Bryant University	23.35	23.27
4 Gustafsson, Andrea	20	Wagner College	23.67	23.55
5 Somers, Lauren	19	Sacred Heart University	23.85	23.75
6 Eastman, Kelsey	19	Wagner College	23.80	23.89
7 McMenemy, Dorian	20	Wagner College	23.90	23.92
8 Tiberino, Alicia	21	Saint Francis University	23.86	24.12
B - Final				
9 Czulewicz, Lauren	21	Central Connecticut State Univ	24.16	23.92
10 Hessing, Kirsty	21	Wagner College	23.96	23.96
11 Canavan, Kayleigh	19	Bryant University	24.29	24.14
12 Troy, Kaitlyn	20	Central Connecticut State Univ	24.00	24.29
13 Choate, Lindsey	18	Bryant University	24.20	24.36
14 O'Connor, Katelyn	18	Saint Francis University	24.21	24.42
15 O'Neill, Erin	19	Saint Francis University	24.24	24.46
16 Alcalá Welter, Domenica	20	Bryant University	24.60	24.52
C - Final				
17 Peter, Emily	18	Sacred Heart University	24.81	24.76
18 Juris, Alyssa	18	Liu Brooklyn Blackbirds	25.03	25.02
19 Brown, Anna	21	Sacred Heart University	25.25	25.34
20 Robinson, Colette	19	Mount Saint Mary's	25.29	25.35
--- Finn, Erin	21	Wagner College	24.76	X24.60
--- Chiu, Megan	17	Wagner College	24.81	X24.63
--- Delore, Maddy	18	Wagner College	24.52	X24.70
--- Eulinberg, Iman	20	Wagner College	25.20	X25.33



NEC CONFERENCE SWIMMING & DIVING 2018 - 02-21-2018 to 02-24-2018

www.besmarttinc.com for heat sheets, meet results and more

Real Time Results at www.besmarttinc.com

Results

Women 50 Yard Freestyle

2017 WINNER: 23.29 02-16-2017 VEGA, BRIANA LIUB
 NEC Conf Rec: 22.96 % 2005 Jamie Crowley CCSU
 NEC Meet Rec: 23.00 M 02-25-2016 Christine Rasile Central
 21.80 D1A
 22.99 D1B

Name	Age	School	Seed Time	Prelim Time
Preliminaries				
*1 Vega, Briana	20	Liu Brooklyn Blackbirds	23.45	23.24 q
*1 Lafferty, Katie	21	Saint Francis University	23.78	23.24 q
3 Rice, Jillian	20	Bryant University	23.76	23.35 q
4 Gustafsson, Andrea	20	Wagner College	23.93	23.67 q
5 Eastman, Kelsey	19	Wagner College	24.37	23.80 q
6 Somers, Lauren	19	Sacred Heart University	23.77	23.85 q
7 Tiberino, Alicia	21	Saint Francis University	25.35	23.86 q
8 McMenemy, Dorian	20	Wagner College	24.03	23.90 q
9 Hessing, Kirsty	21	Wagner College	24.21	23.96 q
10 Troy, Kaitlyn	20	Central Connecticut State Univ	24.38	24.00 q
11 Czulewicz, Lauren	21	Central Connecticut State Univ	24.08	24.16 q
12 Choate, Lindsey	18	Bryant University	24.91	24.20 q
13 O'Connor, Katelyn	18	Saint Francis University	24.80	24.21 q
14 O'Neill, Erin	19	Saint Francis University	24.91	24.24 q
15 Canavan, Kayleigh	19	Bryant University	24.96	24.29 q
16 Alcalá Welter, Domenica	20	Bryant University	25.01	24.60 q
17 McGraw, Maddie	19	Mount Saint Mary's	24.93	24.67 q
18 Peter, Emily	18	Sacred Heart University	25.12	24.81 q
19 Juris, Alyssa	18	Liu Brooklyn Blackbirds	25.95	25.03 q
20 Brown, Anna	21	Sacred Heart University	25.53	25.25 q
21 Robinson, Colette	19	Mount Saint Mary's	25.86	25.29 q
22 Donabie, Alana	19	Sacred Heart University	25.02	25.31 q
23 Lumkong, Melanie	21	St. Francis College (New York)	25.79	25.42 q
24 Vernon, Avery	18	Liu Brooklyn Blackbirds	25.90	25.54 q
25 Villagran, Valeria	16	Mount Saint Mary's	26.06	25.63
26 Catizone, Victoria	20	Sacred Heart University	25.88	25.73
27 Whitman, Juliet	18	Mount Saint Mary's	26.53	25.76
28 Milak, Lara	19	St. Francis College (New York)	26.73	26.03
29 Shenk, Emily	22	Sacred Heart University	26.16	26.18
30 Felos, Alyssa	20	Mount Saint Mary's	27.36	27.00
31 Collins, Anaya	18	Liu Brooklyn Blackbirds	26.65	27.05
32 Benedictis, Gabrielle	18	Mount Saint Mary's	27.33	27.11
33 Anderson, Mary	20	St. Francis College (New York)	26.68	27.18
34 Montevideo, Hunter	21	Mount Saint Mary's	27.77	27.26
35 Rizzo, Brianna	19	Mount Saint Mary's	27.75	27.32
36 Olivares, Julia	19	St. Francis College (New York)	28.92	28.60
37 Leal, AnnaMaria	18	St. Francis College (New York)	36.71	34.65
--- Delore, Maddy	18	Wagner College	24.75	X24.52
--- Finn, Erin	21	Wagner College	25.12	X24.76
--- Chiu, Megan	17	Wagner College	25.41	X24.81
--- Eulinberg, Iman	20	Wagner College	25.03	X25.20



NEC CONFERENCE SWIMMING & DIVING 2018 - 02-21-2018 to 02-24-2018

www.besmarttinc.com for heat sheets, meet results and moreReal Time Results at www.besmarttinc.com

Results

Preliminaries ... (Women 50 Yard Freestyle)

Name	Age	School	Seed Time	Prelim Time
--- Emerson, Lauren	19	Wagner College	25.85	X25.31
--- Fisher, Kristin	20	Saint Francis University	26.37	X25.43
--- Anderson, Emily		Saint Francis University	26.30	X25.54
--- Crnic, Amanda	20	Saint Francis University	26.72	X25.59
--- Narduzzi, Teresa		Saint Francis University	26.31	X25.60
--- Jeremiah, Brianna	17	Wagner College	26.50	X26.00
--- Cuzzo, Kaylyn	20	Sacred Heart University	25.99	X26.02
--- Chmielewski, Kelly	19	Sacred Heart University	27.29	X26.22
--- Mann, Cassie	20	Mount Saint Mary's	26.37	X26.44
--- McCarthy, Meghan	20	Mount Saint Mary's	28.41	X28.05
--- Sampson, Angela	20	Mount Saint Mary's	28.20	X28.39
--- Kegley, Ashley	20	Mount Saint Mary's	30.69	X30.20
--- Furneaux, Milly	21	Liu Brooklyn Blackbirds	26.20	DFS
--- Donahue, Addison	18	Liu Brooklyn Blackbirds	25.55	NS
--- Brown, Erin	17	Central Connecticut State Univ	26.55	SCR
--- Bowman, Sabrina		Saint Francis University	24.94	SCR
--- Wong, Heather	17	Bryant University	NT	SCR
--- Rivera, Alexa	18	Bryant University	24.23	SCR
--- Albertelli, Meghan		Saint Francis University	25.88	SCR
--- Herrick, Nicole	20	St. Francis College (New York)	25.99	SCR
--- Korovesi, Mishele	19	St. Francis College (New York)	26.97	SCR
--- Meyers, Nathalie	20	Liu Brooklyn Blackbirds	26.17	SCR
--- Hutchins, Abbie	18	Saint Francis University	29.56	SCR



NEC CONFERENCE SWIMMING & DIVING 2018 - 02-21-2018 to 02-24-2018

www.besmarttinc.com for heat sheets, meet results and more

Real Time Results at www.besmarttinc.com

Results

Women 100 Yard Freestyle

2017 WINNER: 49.95 02-18-2017 RASILE, CHRISTINE CCSU
 NEC Conf Rec: 49.03 % 2007 Terra Wilson Gardner Webb
 NEC Meet Rec: 49.52 M 2007 Terra Wilson Gardner Webb
 47.53 D1A
 49.99 D1B

Name	Age	School	Prelim Time	Finals Time
A - Final				
1 Rice, Jillian	20	Bryant University	51.19	50.07
	24.16	50.07 (25.91)		
2 Lafferty, Katie	21	Saint Francis University	50.56	50.39
	24.13	50.39 (26.26)		
3 Vega, Briana	20	Liu Brooklyn Blackbirds	50.83	50.44
	23.96	50.44 (26.48)		
4 Gustafsson, Andrea	20	Wagner College	51.12	51.03
	24.46	51.03 (26.57)		
5 Czulewicz, Lauren	21	Central Connecticut State Univ	51.47	51.27
	24.58	51.27 (26.69)		
6 Rivera, Alexa	18	Bryant University	51.45	51.35
	24.72	51.35 (26.63)		
7 Bowman, Sabrina		Saint Francis University	51.65	51.56
	24.55	51.56 (27.01)		
8 Hessing, Kirsty	21	Wagner College	51.72	52.00
	24.81	52.00 (27.19)		
B - Final				
9 Eriksen, Ida	20	Wagner College	52.61	52.53
	25.34	52.53 (27.19)		
10 Somers, Lauren	19	Sacred Heart University	52.11	52.64
	25.24	52.64 (27.40)		
11 Troy, Kaitlyn	20	Central Connecticut State Univ	52.84	52.66
	25.31	52.66 (27.35)		
12 McMenemy, Dorian	20	Wagner College	53.55	52.73
	25.14	52.73 (27.59)		
13 Choate, Lindsey	18	Bryant University	53.90	53.76
	25.57	53.76 (28.19)		
14 Lumkong, Melanie	21	St. Francis College (New York)	53.80	53.92
	25.84	53.92 (28.08)		
15 Toth, Kristen		Saint Francis University	54.09	54.26
	26.02	54.26 (28.24)		
16 Fredricks, Alexis	19	Central Connecticut State Univ	53.78	54.74
	26.39	54.74 (28.35)		
C - Final				
17 O'Connor, Katelyn	18	Saint Francis University	54.95	53.97
	25.48	53.97 (28.49)		
18 Donabie, Alana	19	Sacred Heart University	55.38	55.57
	26.37	55.57 (29.20)		
--- Finn, Erin	21	Wagner College	53.74	X53.28
	25.92	53.28 (27.36)		
--- Eckroth, Harmony	18	Wagner College	53.96	X53.33
	25.76	53.33 (27.57)		
--- Delore, Maddy	18	Wagner College	54.01	X54.16
	25.95	54.16 (28.21)		



NEC CONFERENCE SWIMMING & DIVING 2018 - 02-21-2018 to 02-24-2018

www.besmarttinc.com for heat sheets, meet results and more

Real Time Results at www.besmarttinc.com

Results

C - Final ... (Women 100 Yard Freestyle)

Name	Age	School	Prelim Time	Finals Time
--- Eulinberg, Iman 25.48	20	Wagner College	55.60	X54.40
--- Crnic, Amanda 26.47	20	Saint Francis University	55.57	X55.77
--- Cuozzo, Kaylyn 27.37	20	Sacred Heart University	55.99	X56.56



NEC CONFERENCE SWIMMING & DIVING 2018 - 02-21-2018 to 02-24-2018

www.besmarttinc.com for heat sheets, meet results and more

Real Time Results at www.besmarttinc.com

Results

Women 100 Yard Freestyle

2017 WINNER: 49.95 02-18-2017 RASILE, CHRISTINE CCSU
 NEC Conf Rec: 49.03 % 2007 Terra Wilson Gardner Webb
 NEC Meet Rec: 49.52 M 2007 Terra Wilson Gardner Webb
 47.53 D1A
 49.99 D1B

Name	Age	School	Seed Time	Prelim Time	
Preliminaries					
1 Lafferty, Katie	21	Saint Francis University	51.76	50.56	q
24.10	50.56	(26.46)			
2 Vega, Briana	20	Liu Brooklyn Blackbirds	51.89	50.83	q
24.16	50.83	(26.67)			
3 Gustafsson, Andrea	20	Wagner College	51.16	51.12	q
24.56	51.12	(26.56)			
4 Rice, Jillian	20	Bryant University	51.62	51.19	q
24.67	51.19	(26.52)			
5 Rivera, Alexa	18	Bryant University	52.15	51.45	q
24.45	51.45	(27.00)			
6 Czulewicz, Lauren	21	Central Connecticut State Univ	52.72	51.47	q
24.73	51.47	(26.74)			
7 Bowman, Sabrina		Saint Francis University	55.02	51.65	q
24.68	51.65	(26.97)			
8 Hessing, Kirsty	21	Wagner College	51.74	51.72	q
24.90	51.72	(26.82)			
9 Somers, Lauren	19	Sacred Heart University	52.49	52.11	q
24.98	52.11	(27.13)			
10 Eriksen, Ida	20	Wagner College	52.96	52.61	q
25.38	52.61	(27.23)			
11 Troy, Kaitlyn	20	Central Connecticut State Univ	55.06	52.84	q
25.43	52.84	(27.41)			
12 McMenemy, Dorian	20	Wagner College	54.00	53.55	q
25.40	53.55	(28.15)			
13 Maercklein, Erika	19	Central Connecticut State Univ	52.82	53.69	q
25.64	53.69	(28.05)			
14 Fredricks, Alexis	19	Central Connecticut State Univ	57.64	53.78	q
26.14	53.78	(27.64)			
15 Lumkong, Melanie	21	St. Francis College (New York)	55.53	53.80	q
25.85	53.80	(27.95)			
16 Choate, Lindsey	18	Bryant University	55.16	53.90	q
25.65	53.90	(28.25)			
17 Toth, Kristen		Saint Francis University	55.81	54.09	q
25.70	54.09	(28.39)			
18 O'Connor, Katelyn	18	Saint Francis University	53.98	54.95	q
25.54	54.95	(29.41)			
19 Donabie, Alana	19	Sacred Heart University	56.29	55.38	q
26.58	55.38	(28.80)			
20 Haddow, Shanna	19	Sacred Heart University	57.04	56.10	q
26.87	56.10	(29.23)			
21 Won, Je Moon	22	Mount Saint Mary's	57.45	57.46	q
27.65	57.46	(29.81)			
22 Herrick, Nicole	20	St. Francis College (New York)	58.04	57.60	q
27.79	57.60	(29.81)			



NEC CONFERENCE SWIMMING & DIVING 2018 - 02-21-2018 to 02-24-2018

www.besmarttinc.com for heat sheets, meet results and more

Real Time Results at www.besmarttinc.com

Results

Preliminaries ... (Women 100 Yard Freestyle)

Name	Age	School	Seed Time	Prelim Time	
23 Catizone, Victoria 27.19	20	Sacred Heart University	57.14	58.05	q
				58.05 (30.86)	
24 Anderson, Mary 27.56	20	St. Francis College (New York)	1:00.14	58.14	q
				58.14 (30.58)	
25 Gaffney, Emma 28.01	21	St. Francis College (New York)	1:03.13	59.03	
				59.03 (31.02)	
26 Collins, Anaya 28.46	18	Liu Brooklyn Blackbirds	58.35	59.59	
				59.59 (31.13)	
27 Olivares, Julia 29.95	19	St. Francis College (New York)	1:03.71	1:03.20	
				1:03.20 (33.25)	
28 Leal, AnnaMaria 36.35	18	St. Francis College (New York)	1:21.38	1:17.84	
				1:17.84 (41.49)	
--- Finn, Erin 25.81	21	Wagner College	54.14	X53.74	
				53.74 (27.93)	
--- Eckroth, Harmony 25.92	18	Wagner College	54.58	X53.96	
				53.96 (28.04)	
--- Delore, Maddy 26.01	18	Wagner College	54.13	X54.01	
				54.01 (28.00)	
--- Crnic, Amanda 26.48	20	Saint Francis University	56.96	X55.57	
				55.57 (29.09)	
--- Eulinberg, Iman 25.93	20	Wagner College	54.86	X55.60	
				55.60 (29.67)	
--- Cuozzo, Kaylyn 27.02	20	Sacred Heart University	57.17	X55.99	
				55.99 (28.97)	
--- Mann, Cassie 28.17	20	Mount Saint Mary's	57.55	X57.88	
				57.88 (29.71)	
--- McCarthy, Meghan 29.35	20	Mount Saint Mary's	1:02.02	X1:01.50	
				1:01.50 (32.15)	
--- Kegley, Ashley 31.66	20	Mount Saint Mary's	1:09.12	X1:05.87	
				1:05.87 (34.21)	
--- Robinson, Colette	19	Mount Saint Mary's	59.91	NS	
--- Nguyen, Camille	17	Saint Francis University	57.41	SCR	
--- Tiberino, Alicia	21	Saint Francis University	56.14	SCR	
--- Anderson, Emily		Saint Francis University	57.69	SCR	
--- Heim, Alexandra	18	Bryant University	56.19	SCR	
--- DePuydt, Makenna	19	Wagner College	53.45	SCR	
--- Emerson, Lauren	19	Wagner College	56.61	SCR	
--- Eastman, Kelsey	19	Wagner College	53.55	SCR	
--- Jeremiah, Brianna	17	Wagner College	57.58	SCR	
--- Chiu, Megan	17	Wagner College	56.49	SCR	
--- Villagran, Valeria	16	Mount Saint Mary's	57.61	SCR	
--- Albertelli, Meghan		Saint Francis University	56.70	SCR	
--- McNichol, Maddie	21	Wagner College	52.94	SCR	
--- Narduzzi, Teresa		Saint Francis University	57.96	SCR	
--- Korovesi, Mishele	19	St. Francis College (New York)	1:11.23	SCR	
--- Donahue, Addison	18	Liu Brooklyn Blackbirds	57.44	SCR	



NEC CONFERENCE SWIMMING & DIVING 2018 - 02-21-2018 to 02-24-2018

www.besmarttinc.com for heat sheets, meet results and more

Real Time Results at www.besmarttinc.com

Results

Women 200 Yard Freestyle

2017 WINNER: 1:49.27 02-17-2017 RASILE, CHRISTINE CCSU
 NEC Conf Rec: 1:48.28 % 2006 Terra Wilson Gardner Webb
 NEC Meet Rec: 1:48.28 M 2006 Terra Wilson Gardner Webb
 1:43.30 D1A
 1:47.99 D1B

Name	Age	School	Prelim Time	Finals Time
A - Final				
1 Rice, Jillian	20	Bryant University	1:50.52	1:49.36
25.11	52.62 (27.51)	1:21.00 (28.38)	1:49.36 (28.36)	
2 Czulewicz, Lauren	21	Central Connecticut State Univ	1:51.49	1:50.98
25.92	54.13 (28.21)	1:22.44 (28.31)	1:50.98 (28.54)	
3 McNichol, Maddie	21	Wagner College	1:51.40	1:51.08
25.93	53.71 (27.78)	1:22.06 (28.35)	1:51.08 (29.02)	
4 DePuydt, Makenna	19	Wagner College	1:51.71	1:51.10
25.80	53.70 (27.90)	1:22.35 (28.65)	1:51.10 (28.75)	
5 Difiore, Alyssa	19	Bryant University	1:52.63	1:52.27
25.96	53.88 (27.92)	1:22.76 (28.88)	1:52.27 (29.51)	
6 Somers, Lauren	19	Sacred Heart University	1:52.83	1:52.28
26.35	54.68 (28.33)	1:23.14 (28.46)	1:52.28 (29.14)	
7 Eriksen, Ida	20	Wagner College	1:52.58	1:52.51
26.30	54.78 (28.48)	1:23.78 (29.00)	1:52.51 (28.73)	
8 Hessing, Kirsty	21	Wagner College	1:53.10	1:53.74
25.63	53.63 (28.00)	1:23.23 (29.60)	1:53.74 (30.51)	
B - Final				
9 Watson, Valeria	21	Bryant University	1:54.03	1:52.95
25.92	54.25 (28.33)	1:23.26 (29.01)	1:52.95 (29.69)	
10 Flaherty, Margaret	19	Sacred Heart University	1:55.10	1:54.59
26.65	55.48 (28.83)	1:25.33 (29.85)	1:54.59 (29.26)	
11 Hylan, Kim	19	Sacred Heart University	1:57.31	1:55.65
26.73	55.82 (29.09)	1:25.59 (29.77)	1:55.65 (30.06)	
12 Graziano, Emily		Saint Francis University	1:56.63	1:56.31
26.55	56.05 (29.50)	1:26.66 (30.61)	1:56.31 (29.65)	
13 Heim, Alexandra	18	Bryant University	1:59.30	1:57.98
27.60	57.50 (29.90)	1:27.85 (30.35)	1:57.98 (30.13)	
14 Lumkong, Melanie	21	St. Francis College (New York)	1:56.88	1:58.03
26.68	55.90 (29.22)	1:26.47 (30.57)	1:58.03 (31.56)	
15 Haddow, Shanna	19	Sacred Heart University	2:00.77	1:59.14
27.81	57.83 (30.02)	1:28.60 (30.77)	1:59.14 (30.54)	
16 O'Connor, Katelyn	18	Saint Francis University	2:00.52	2:00.97
27.48	57.88 (30.40)	1:29.39 (31.51)	2:00.97 (31.58)	
C - Final				
17 Tapia Bribiesca, Rebeca	20	St. Francis College (New York)	2:01.09	1:58.60
27.09	57.11 (30.02)	1:27.95 (30.84)	1:58.60 (30.65)	
18 Won, Je Moon	22	Mount Saint Mary's	2:02.68	2:02.27
27.97	58.48 (30.51)	1:29.89 (31.41)	2:02.27 (32.38)	
19 Catizone, Victoria	20	Sacred Heart University	2:03.73	2:02.94
27.65	58.85 (31.20)	1:30.81 (31.96)	2:02.94 (32.13)	
--- Eckroth, Harmony	18	Wagner College	1:55.43	X1:54.83
27.18	56.59 (29.41)	1:25.68 (29.09)	1:54.83 (29.15)	
--- Upston, Stephanie	20	Wagner College	1:56.72	X1:56.61
27.54	56.87 (29.33)	1:26.69 (29.82)	1:56.61 (29.92)	

**NEC CONFERENCE SWIMMING & DIVING 2018 - 02-21-2018 to 02-24-2018****www.besmarttinc.com for heat sheets, meet results and more****Real Time Results at www.besmarttinc.com****Results****C - Final ... (Women 200 Yard Freestyle)**

Name	Age	School	Prelim Time	Finals Time
--- Cronic, Amanda	20	Saint Francis University	2:01.08	X1:59.58
27.59	57.97 (30.38)	1:28.83 (30.86)	1:59.58 (30.75)	
--- Mann, Cassie	20	Mount Saint Mary's	2:07.80	X2:07.94
29.51	1:01.68 (32.17)	1:35.26 (33.58)	2:07.94 (32.68)	
--- Aung, Victoria	18	Mount Saint Mary's	2:09.32	X2:10.97
29.75	1:02.84 (33.09)	1:37.18 (34.34)	2:10.97 (33.79)	



NEC CONFERENCE SWIMMING & DIVING 2018 - 02-21-2018 to 02-24-2018

www.besmarttinc.com for heat sheets, meet results and more

Real Time Results at www.besmarttinc.com

Results

Women 200 Yard Freestyle

2017 WINNER: 1:49.27 02-17-2017 RASILE, CHRISTINE

NEC Conf Rec: 1:48.28 % 2006 Terra Wilson

NEC Meet Rec: 1:48.28 M 2006 Terra Wilson

CCSU

Gardner Webb

Gardner Webb

1:43.30 D1A

1:47.99 D1B

Name		Age	School	Seed Time	Prelim Time	
Preliminaries						
1	Rice, Jillian	20	Bryant University	1:51.76	1:50.52	q
	25.27	53.17 (27.90)	1:21.96 (28.79)	1:50.52 (28.56)		
2	McNichol, Maddie	21	Wagner College	1:53.23	1:51.40	q
	25.91	53.57 (27.66)	1:22.16 (28.59)	1:51.40 (29.24)		
3	Czulewicz, Lauren	21	Central Connecticut State Univ	1:53.37	1:51.49	q
	26.39	54.84 (28.45)	1:22.89 (28.05)	1:51.49 (28.60)		
4	DePuydt, Makenna	19	Wagner College	1:53.68	1:51.71	q
	25.77	53.81 (28.04)	1:22.63 (28.82)	1:51.71 (29.08)		
5	Eriksen, Ida	20	Wagner College	1:53.10	1:52.58	q
	25.98	54.34 (28.36)	1:23.38 (29.04)	1:52.58 (29.20)		
6	Difiore, Alyssa	19	Bryant University	1:54.47	1:52.63	q
	26.46	54.71 (28.25)	1:23.50 (28.79)	1:52.63 (29.13)		
7	Somers, Lauren	19	Sacred Heart University	1:51.37	1:52.83	q
	25.74	54.27 (28.53)	1:23.13 (28.86)	1:52.83 (29.70)		
8	Hessing, Kirsty	21	Wagner College	1:51.80	1:53.10	q
	26.42	54.52 (28.10)	1:23.55 (29.03)	1:53.10 (29.55)		
9	Watson, Valeria	21	Bryant University	1:53.54	1:54.03	q
	26.13	55.14 (29.01)	1:24.54 (29.40)	1:54.03 (29.49)		
10	Flaherty, Margaret	19	Sacred Heart University	1:56.17	1:55.10	q
	26.50	55.14 (28.64)	1:25.08 (29.94)	1:55.10 (30.02)		
11	Graziano, Emily		Saint Francis University	2:00.12	1:56.63	q
	26.61	56.05 (29.44)	1:26.46 (30.41)	1:56.63 (30.17)		
12	Lumkong, Melanie	21	St. Francis College (New York)	1:59.02	1:56.88	q
	26.56	55.32 (28.76)	1:25.40 (30.08)	1:56.88 (31.48)		
13	Hylan, Kim	19	Sacred Heart University	1:55.18	1:57.31	q
	27.06	56.68 (29.62)	1:26.80 (30.12)	1:57.31 (30.51)		
14	Heim, Alexandra	18	Bryant University	2:00.44	1:59.30	q
	28.02	58.14 (30.12)	1:28.78 (30.64)	1:59.30 (30.52)		
15	O'Connor, Katelyn	18	Saint Francis University	2:00.76	2:00.52	q
	26.81	56.15 (29.34)	1:27.32 (31.17)	2:00.52 (33.20)		
16	Haddow, Shanna	19	Sacred Heart University	2:00.56	2:00.77	q
	27.77	57.64 (29.87)	1:28.99 (31.35)	2:00.77 (31.78)		
17	Tapia Bribiesca, Rebeca	20	St. Francis College (New York)	2:00.54	2:01.09	q
	27.21	57.53 (30.32)	1:29.88 (32.35)	2:01.09 (31.21)		
18	Won, Je Moon	22	Mount Saint Mary's	2:04.72	2:02.68	q
	27.97	58.39 (30.42)	1:30.28 (31.89)	2:02.68 (32.40)		
19	Catizone, Victoria	20	Sacred Heart University	2:03.62	2:03.73	q
	27.36	57.91 (30.55)	1:30.49 (32.58)	2:03.73 (33.24)		
---	Eckroth, Harmony	18	Wagner College	1:56.46	X1:55.43	
	26.57	55.72 (29.15)	1:25.58 (29.86)	1:55.43 (29.85)		
---	Upston, Stephanie	20	Wagner College	1:57.98	X1:56.72	
	26.95	56.21 (29.26)	1:26.24 (30.03)	1:56.72 (30.48)		
---	Crnic, Amanda	20	Saint Francis University	2:04.40	X2:01.08	
	27.50	57.88 (30.38)	1:29.28 (31.40)	2:01.08 (31.80)		

**NEC CONFERENCE SWIMMING & DIVING 2018 - 02-21-2018 to 02-24-2018****www.besmarttinc.com for heat sheets, meet results and more****Real Time Results at www.besmarttinc.com****Results****Preliminaries ... (Women 200 Yard Freestyle)**

Name	Age	School	Seed Time	Prelim Time
--- Eulinberg, Iman	20	Wagner College	2:00.81	X2:03.05
26.87	56.98 (30.11)	1:29.64 (32.66)	2:03.05 (33.41)	
--- Mann, Cassie	20	Mount Saint Mary's	2:08.80	X2:07.80
29.31	1:02.09 (32.78)	1:35.64 (33.55)	2:07.80 (32.16)	
--- Aung, Victoria	18	Mount Saint Mary's	2:10.34	X2:09.32
29.88	1:02.67 (32.79)	1:35.87 (33.20)	2:09.32 (33.45)	
--- McCarthy, Meghan	20	Mount Saint Mary's	2:16.32	X2:14.96
29.86	1:03.41 (33.55)	1:38.97 (35.56)	2:14.96 (35.99)	
--- Maercklein, Erika	19	Central Connecticut State Univ	1:56.93	SCR
--- Jeremiah, Brianna	17	Wagner College	2:02.48	SCR
--- Toth, Kristen		Saint Francis University	2:00.84	SCR
--- Alcala Welter, Domenica	20	Bryant University	2:04.93	SCR
--- Lacroix-Moreau, Noemie	20	Liu Brooklyn Blackbirds	1:55.07	SCR
--- Medsevek, Urska	19	Saint Francis University	2:00.39	SCR
--- Albertelli, Meghan		Saint Francis University	2:03.07	SCR



NEC CONFERENCE SWIMMING & DIVING 2018 - 02-21-2018 to 02-24-2018

www.besmarttinc.com for heat sheets, meet results and more

Real Time Results at www.besmarttinc.com

Results

Women 500 Yard Freestyle

2017 WINNER: 4:54.87 02-16-2017 DEVERS, AIDAN CCSU

NEC Conf Rec: 4:50.57 % 02-17-2011 Taylor Friedmann CCSU

NEC Meet Rec: 4:50.57 M 02-17-2011 Taylor Friedmann CCSU

4:36.30 D1A

4:47.79 D1B

Name	Age	School	Prelim Time	Finals Time
A - Final				
1 Difiore, Alyssa	19	Bryant University	4:56.04	4:56.24
	27.18	56.52 (29.34) 1:26.47 (29.95)	1:56.21 (29.74)	
	2:26.19 (29.98)	2:56.58 (30.39) 3:27.16 (30.58)	3:56.99 (29.83)	
	4:26.79 (29.80)	4:56.24 (29.45)		
2 Devers, Aidan	20	Central Connecticut State Univ	4:58.05	4:57.61
	27.32	56.82 (29.50) 1:26.60 (29.78)	1:56.58 (29.98)	
	2:26.58 (30.00)	2:56.76 (30.18) 3:26.78 (30.02)	3:56.91 (30.13)	
	4:27.35 (30.44)	4:57.61 (30.26)		
3 Gomes Angelo, Beatriz	18	St. Francis College (New York)	5:00.26	4:58.29
	27.28	56.58 (29.30) 1:26.33 (29.75)	1:56.54 (30.21)	
	2:26.54 (30.00)	2:56.82 (30.28) 3:27.53 (30.71)	3:58.04 (30.51)	
	4:28.15 (30.11)	4:58.29 (30.14)		
4 DePuydt, Makenna	19	Wagner College	5:00.90	4:59.52
	26.93	56.64 (29.71) 1:26.78 (30.14)	1:57.33 (30.55)	
	2:27.86 (30.53)	2:58.67 (30.81) 3:29.57 (30.90)	4:00.26 (30.69)	
	4:30.77 (30.51)	4:59.52 (28.75)		
5 Regan, Grace	18	Central Connecticut State Univ	5:00.71	4:59.56
	27.51	57.26 (29.75) 1:27.56 (30.30)	1:57.95 (30.39)	
	2:28.62 (30.67)	2:59.27 (30.65) 3:29.86 (30.59)	4:00.41 (30.55)	
	4:30.62 (30.21)	4:59.56 (28.94)		
6 McNichol, Maddie	21	Wagner College	5:00.93	5:00.56
	27.39	56.76 (29.37) 1:26.70 (29.94)	1:57.03 (30.33)	
	2:27.33 (30.30)	2:58.38 (31.05) 3:29.20 (30.82)	3:59.99 (30.79)	
	4:30.89 (30.90)	5:00.56 (29.67)		
7 Gomez, Valentina	18	Central Connecticut State Univ	5:00.74	5:01.08
	27.63	57.36 (29.73) 1:27.53 (30.17)	1:57.92 (30.39)	
	2:28.39 (30.47)	2:59.04 (30.65) 3:29.72 (30.68)	4:00.42 (30.70)	
	4:31.06 (30.64)	5:01.08 (30.02)		
8 Camacho, Leah	21	Wagner College	5:00.70	5:03.03
	27.53	57.07 (29.54) 1:27.04 (29.97)	1:57.31 (30.27)	
	2:27.78 (30.47)	2:58.35 (30.57) 3:29.53 (31.18)	4:00.74 (31.21)	
	4:32.31 (31.57)	5:03.03 (30.72)		
B - Final				
9 Flaherty, Margaret	19	Sacred Heart University	5:02.59	5:01.10
	26.83	56.50 (29.67) 1:27.46 (30.96)	1:58.21 (30.75)	
	2:29.09 (30.88)	2:59.51 (30.42) 3:29.87 (30.36)	4:00.39 (30.52)	
	4:31.46 (31.07)	5:01.10 (29.64)		
10 Watson, Valeria	21	Bryant University	5:03.99	5:03.25
	27.15	56.81 (29.66) 1:27.75 (30.94)	1:58.85 (31.10)	
	2:29.61 (30.76)	3:00.48 (30.87) 3:31.51 (31.03)	4:02.35 (30.84)	
	4:32.87 (30.52)	5:03.25 (30.38)		
11 Maercklein, Erika	19	Central Connecticut State Univ	5:06.77	5:04.25
	27.46	57.52 (30.06) 1:27.94 (30.42)	1:59.03 (31.09)	
	2:30.18 (31.15)	3:00.93 (30.75) 3:31.71 (30.78)	4:03.07 (31.36)	
	4:34.04 (30.97)	5:04.25 (30.21)		



NEC CONFERENCE SWIMMING & DIVING 2018 - 02-21-2018 to 02-24-2018

www.besmarttinc.com for heat sheets, meet results and more

Real Time Results at www.besmarttinc.com

Results

B - Final ... (Women 500 Yard Freestyle)

Name	Age	School	Prelim Time	Finals Time
12 Awiszus, Maeve	21	Central Connecticut State Univ	5:08.66	5:06.55
27.87	58.65 (30.78)	1:30.05 (31.40)	2:01.36 (31.31)	
2:32.57 (31.21)	3:03.83 (31.26)	3:35.05 (31.22)	4:05.88 (30.83)	
4:36.71 (30.83)	5:06.55 (29.84)			
13 Kirk, Mackenzie	21	Bryant University	5:03.06	5:07.17
26.80	56.26 (29.46)	1:26.51 (30.25)	1:57.26 (30.75)	
2:28.59 (31.33)	3:00.16 (31.57)	3:31.79 (31.63)	4:03.59 (31.80)	
4:35.64 (32.05)	5:07.17 (31.53)			
14 Hylan, Kim	19	Sacred Heart University	5:10.93	5:08.45
28.17	59.07 (30.90)	1:30.25 (31.18)	2:01.88 (31.63)	
2:33.61 (31.73)	3:05.18 (31.57)	3:36.05 (30.87)	4:07.08 (31.03)	
4:38.02 (30.94)	5:08.45 (30.43)			
15 Rocque, Jacquelyn	18	Saint Francis University	5:10.92	5:08.68
28.49	58.92 (30.43)	1:29.97 (31.05)	2:01.20 (31.23)	
2:32.57 (31.37)	3:04.01 (31.44)	3:35.57 (31.56)	4:06.93 (31.36)	
4:38.26 (31.33)	5:08.68 (30.42)			
16 Nguyen, Camille	17	Saint Francis University	5:10.30	5:10.15
28.00	58.44 (30.44)	1:29.57 (31.13)	2:01.36 (31.79)	
2:33.17 (31.81)	3:05.08 (31.91)	3:36.98 (31.90)	4:08.67 (31.69)	
4:40.15 (31.48)	5:10.15 (30.00)			
C - Final				
17 Graziano, Emily		Saint Francis University	5:12.88	5:10.08
27.74	58.54 (30.80)	1:29.83 (31.29)	2:01.31 (31.48)	
2:33.02 (31.71)	3:04.84 (31.82)	3:36.75 (31.91)	4:08.54 (31.79)	
4:40.34 (31.80)	5:10.08 (29.74)			
18 Medsevek, Urska	19	Saint Francis University	5:14.41	5:11.92
28.71	59.49 (30.78)	1:30.75 (31.26)	2:02.06 (31.31)	
2:33.57 (31.51)	3:05.32 (31.75)	3:37.12 (31.80)	4:09.19 (32.07)	
4:41.16 (31.97)	5:11.92 (30.76)			
19 Lacroix-Moreau, Noemie	20	Liu Brooklyn Blackbirds	5:15.62	5:12.17
28.55	59.89 (31.34)	1:31.65 (31.76)	2:02.97 (31.32)	
2:34.89 (31.92)	3:06.68 (31.79)	3:38.49 (31.81)	4:09.48 (30.99)	
4:40.91 (31.43)	5:12.17 (31.26)			
20 Heim, Alexandra	18	Bryant University	5:13.96	5:13.97
28.25	58.50 (30.25)	1:29.34 (30.84)	2:00.68 (31.34)	
2:32.52 (31.84)	3:04.75 (32.23)	3:37.31 (32.56)	4:09.78 (32.47)	
4:42.12 (32.34)	5:13.97 (31.85)			
21 Lombardi, Mary	20	Mount Saint Mary's	5:12.18	5:15.88
28.11	59.23 (31.12)	1:31.35 (32.12)	2:03.43 (32.08)	
2:35.64 (32.21)	3:07.70 (32.06)	3:40.35 (32.65)	4:12.38 (32.03)	
4:44.75 (32.37)	5:15.88 (31.13)			
22 Sauve, Nicole	20	Sacred Heart University	5:17.09	5:17.16
28.80	59.97 (31.17)	1:31.76 (31.79)	2:04.05 (32.29)	
2:36.32 (32.27)	3:08.59 (32.27)	3:41.30 (32.71)	4:13.70 (32.40)	
4:45.86 (32.16)	5:17.16 (31.30)			
23 Haddow, Shanna	19	Sacred Heart University	5:18.52	5:17.28
28.51	59.91 (31.40)	1:31.88 (31.97)	2:04.09 (32.21)	
2:36.34 (32.25)	3:08.89 (32.55)	3:41.44 (32.55)	4:14.16 (32.72)	
4:46.31 (32.15)	5:17.28 (30.97)			



NEC CONFERENCE SWIMMING & DIVING 2018 - 02-21-2018 to 02-24-2018

www.besmarttinc.com for heat sheets, meet results and more

Real Time Results at www.besmarttinc.com

Results

C - Final ... (Women 500 Yard Freestyle)

Name	Age	School	Prelim Time	Finals Time
--- Eckroth, Harmony	18	Wagner College	5:11.05	X5:04.81
27.44	58.08 (30.64)	1:28.99 (30.91)	2:00.41 (31.42)	
2:31.63 (31.22)	3:02.47 (30.84)	3:33.26 (30.79)	4:04.17 (30.91)	
4:34.81 (30.64)	5:04.81 (30.00)			





NEC CONFERENCE SWIMMING & DIVING 2018 - 02-21-2018 to 02-24-2018

www.besmarttinc.com for heat sheets, meet results and more

Real Time Results at www.besmarttinc.com

Results

Women 500 Yard Freestyle

2017 WINNER: 4:54.87 02-16-2017 **DEVERS, AIDAN** CCSU

NEC Conf Rec: 4:50.57 % 02-17-2011 Taylor Friedmann CCSU

NEC Meet Rec: 4:50.57 M 02-17-2011 Taylor Friedmann CCSU

4:36.30 D1A

4:47.79 D1B

Name	Age	School	Seed Time	Prelim Time
Preliminaries				
1 Difiore, Alyssa	19	Bryant University	5:09.07	4:56.04 q
	27.42	56.41 (28.99) 1:26.02 (29.61)	1:56.09 (30.07)	
	2:25.90 (29.81)	2:55.82 (29.92) 3:26.13 (30.31)	3:56.64 (30.51)	
	4:26.68 (30.04)	4:56.04 (29.36)		
2 Devers, Aidan	20	Central Connecticut State Univ	4:59.82	4:58.05 q
	27.23	56.54 (29.31) 1:26.54 (30.00)	1:56.53 (29.99)	
	2:26.90 (30.37)	2:57.07 (30.17) 3:27.31 (30.24)	3:57.68 (30.37)	
	4:28.07 (30.39)	4:58.05 (29.98)		
3 Salzano, Nicole	21	Bryant University	5:18.59	4:59.58 q
	26.75	56.05 (29.30) 1:25.72 (29.67)	1:55.94 (30.22)	
	2:26.29 (30.35)	2:56.67 (30.38) 3:27.19 (30.52)	3:57.87 (30.68)	
	4:28.91 (31.04)	4:59.58 (30.67)		
4 Gomes Angelo, Beatriz	18	St. Francis College (New York)	5:03.13	5:00.26 q
	26.94	56.72 (29.78) 1:26.69 (29.97)	1:56.70 (30.01)	
	2:27.02 (30.32)	2:57.34 (30.32) 3:27.91 (30.57)	3:58.88 (30.97)	
	4:29.95 (31.07)	5:00.26 (30.31)		
5 Camacho, Leahi	21	Wagner College	5:02.76	5:00.70 q
	27.35	56.84 (29.49) 1:26.93 (30.09)	1:57.12 (30.19)	
	2:27.19 (30.07)	2:57.60 (30.41) 3:28.42 (30.82)	3:59.43 (31.01)	
	4:30.40 (30.97)	5:00.70 (30.30)		
6 Regan, Grace	18	Central Connecticut State Univ	5:07.65	5:00.71 q
	27.80	57.68 (29.88) 1:28.29 (30.61)	1:58.84 (30.55)	
	2:29.59 (30.75)	3:00.29 (30.70) 3:30.94 (30.65)	4:01.57 (30.63)	
	4:31.76 (30.19)	5:00.71 (28.95)		
7 Gomez, Valentina	18	Central Connecticut State Univ	5:01.00	5:00.74 q
	27.67	57.41 (29.74) 1:27.47 (30.06)	1:57.74 (30.27)	
	2:28.09 (30.35)	2:58.38 (30.29) 3:28.87 (30.49)	3:59.24 (30.37)	
	4:29.76 (30.52)	5:00.74 (30.98)		
8 DePuydt, Makenna	19	Wagner College	5:04.55	5:00.90 q
	26.89	56.86 (29.97) 1:27.13 (30.27)	1:57.75 (30.62)	
	2:28.38 (30.63)	2:59.30 (30.92) 3:30.02 (30.72)	4:01.04 (31.02)	
	4:31.62 (30.58)	5:00.90 (29.28)		
9 McNichol, Maddie	21	Wagner College	5:03.34	5:00.93 q
	27.02	56.33 (29.31) 1:26.18 (29.85)	1:56.33 (30.15)	
	2:26.72 (30.39)	2:57.07 (30.35) 3:27.56 (30.49)	3:58.50 (30.94)	
	4:29.72 (31.22)	5:00.93 (31.21)		
10 Flaherty, Margaret	19	Sacred Heart University	5:07.27	5:02.59 q
	27.55	57.60 (30.05) 1:27.75 (30.15)	1:58.53 (30.78)	
	2:29.12 (30.59)	2:59.68 (30.56) 3:30.86 (31.18)	4:01.74 (30.88)	
	4:32.55 (30.81)	5:02.59 (30.04)		
11 Kirk, Mackenzie	21	Bryant University	5:11.29	5:03.06 q
	26.39	55.37 (28.98) 1:24.98 (29.61)	1:55.24 (30.26)	
	2:26.30 (31.06)	2:57.55 (31.25) 3:29.01 (31.46)	4:00.52 (31.51)	
	4:32.22 (31.70)	5:03.06 (30.84)		



NEC CONFERENCE SWIMMING & DIVING 2018 - 02-21-2018 to 02-24-2018

www.besmarttinc.com for heat sheets, meet results and more

Real Time Results at www.besmarttinc.com

Results

Preliminaries ... (Women 500 Yard Freestyle)

	Name	Age	School	Seed Time	Prelim Time	
12	Watson, Valeria	21	Bryant University	5:13.40	5:03.99	q
	26.92	56.85 (29.93)	1:27.98 (31.13)	1:59.24 (31.26)		
	2:30.28 (31.04)	3:01.18 (30.90)	3:31.94 (30.76)	4:02.85 (30.91)		
	4:33.67 (30.82)	5:03.99 (30.32)				
13	Maercklein, Erika	19	Central Connecticut State Univ	5:09.01	5:06.77	q
	27.13	56.83 (29.70)	1:27.52 (30.69)	1:58.73 (31.21)		
	2:29.98 (31.25)	3:01.16 (31.18)	3:32.74 (31.58)	4:04.18 (31.44)		
	4:35.84 (31.66)	5:06.77 (30.93)				
14	Awiszus, Maeve	21	Central Connecticut State Univ	5:33.61	5:08.66	q
	27.97	58.36 (30.39)	1:29.57 (31.21)	2:01.28 (31.71)		
	2:32.77 (31.49)	3:04.32 (31.55)	3:35.50 (31.18)	4:06.65 (31.15)		
	4:37.88 (31.23)	5:08.66 (30.78)				
15	Nguyen, Camille	17	Saint Francis University	5:21.19	5:10.30	q
	28.30	59.20 (30.90)	1:30.87 (31.67)	2:02.50 (31.63)		
	2:34.16 (31.66)	3:05.56 (31.40)	3:37.13 (31.57)	4:08.79 (31.66)		
	4:40.39 (31.60)	5:10.30 (29.91)				
16	Rocque, Jacquelyn	18	Saint Francis University	5:21.34	5:10.92	q
	28.43	58.78 (30.35)	1:29.53 (30.75)	2:00.74 (31.21)		
	2:32.20 (31.46)	3:03.97 (31.77)	3:35.71 (31.74)	4:07.68 (31.97)		
	4:39.74 (32.06)	5:10.92 (31.18)				
17	Hylan, Kim	19	Sacred Heart University	5:13.29	5:10.93	q
	27.91	58.61 (30.70)	1:29.73 (31.12)	2:01.07 (31.34)		
	2:32.54 (31.47)	3:03.96 (31.42)	3:35.66 (31.70)	4:07.21 (31.55)		
	4:39.29 (32.08)	5:10.93 (31.64)				
18	Eckroth, Harmony	18	Wagner College	5:15.84	5:11.05	q
	27.10	57.19 (30.09)	1:27.61 (30.42)	1:58.46 (30.85)		
	2:29.87 (31.41)	3:01.76 (31.89)	3:34.32 (32.56)	4:06.51 (32.19)		
	4:39.16 (32.65)	5:11.05 (31.89)				
19	Lombardi, Mary	20	Mount Saint Mary's	5:09.13	5:12.18	q
	28.12	59.04 (30.92)	1:30.60 (31.56)	2:02.32 (31.72)		
	2:34.28 (31.96)	3:06.12 (31.84)	3:38.03 (31.91)	4:09.79 (31.76)		
	4:41.35 (31.56)	5:12.18 (30.83)				
20	Graziano, Emily		Saint Francis University	5:20.16	5:12.88	q
	27.56	58.10 (30.54)	1:29.60 (31.50)	2:01.47 (31.87)		
	2:33.44 (31.97)	3:05.63 (32.19)	3:37.77 (32.14)	4:10.07 (32.30)		
	4:42.47 (32.40)	5:12.88 (30.41)				
21	Heim, Alexandra	18	Bryant University	5:26.83	5:13.96	q
	29.09	1:00.08 (30.99)	1:31.47 (31.39)	2:03.23 (31.76)		
	2:35.06 (31.83)	3:06.95 (31.89)	3:38.84 (31.89)	4:11.02 (32.18)		
	4:42.80 (31.78)	5:13.96 (31.16)				
22	Eriksen, Ida	20	Wagner College	5:05.90	5:14.13	q
	27.42	57.58 (30.16)	1:29.01 (31.43)	2:00.96 (31.95)		
	2:32.76 (31.80)	3:05.08 (32.32)	3:37.51 (32.43)	4:10.11 (32.60)		
	4:42.46 (32.35)	5:14.13 (31.67)				
23	Medsevek, Urska	19	Saint Francis University	5:26.64	5:14.41	q
	29.19	59.86 (30.67)	1:31.04 (31.18)	2:02.56 (31.52)		
	2:34.27 (31.71)	3:06.20 (31.93)	3:38.29 (32.09)	4:10.57 (32.28)		
	4:42.82 (32.25)	5:14.41 (31.59)				
24	deTar, Magdalena	18	Mount Saint Mary's	5:11.92	5:15.21	q
	27.51	57.73 (30.22)	1:29.04 (31.31)	2:00.85 (31.81)		
	2:32.75 (31.90)	3:04.81 (32.06)	3:37.23 (32.42)	4:09.90 (32.67)		
	4:42.67 (32.77)	5:15.21 (32.54)				



NEC CONFERENCE SWIMMING & DIVING 2018 - 02-21-2018 to 02-24-2018

www.besmarttinc.com for heat sheets, meet results and more

Real Time Results at www.besmarttinc.com

Results

Preliminaries ... (Women 500 Yard Freestyle)

Name	Age	School	Seed Time	Prelim Time
25 Lacroix-Moreau, Noemie	20	Liu Brooklyn Blackbirds	5:15.20	5:15.62
28.31	59.00 (30.69)	1:31.18 (32.18)	2:02.91 (31.73)	
2:35.24 (32.33)	3:07.59 (32.35)	3:39.44 (31.85)	4:11.84 (32.40)	
4:43.72 (31.88)	5:15.62 (31.90)			
26 Sauve, Nicole	20	Sacred Heart University	5:20.97	5:17.09
28.27	58.70 (30.43)	1:30.48 (31.78)	2:02.55 (32.07)	
2:34.77 (32.22)	3:07.10 (32.33)	3:39.86 (32.76)	4:12.45 (32.59)	
4:44.97 (32.52)	5:17.09 (32.12)			
27 Haddow, Shanna	19	Sacred Heart University	5:22.60	5:18.52
28.44	59.41 (30.97)	1:31.48 (32.07)	2:03.72 (32.24)	
2:36.20 (32.48)	3:08.95 (32.75)	3:41.75 (32.80)	4:14.42 (32.67)	
4:46.84 (32.42)	5:18.52 (31.68)			
28 Vaughan, Bridget	21	Mount Saint Mary's	5:14.87	5:20.85
28.12	59.07 (30.95)	1:30.99 (31.92)	2:03.32 (32.33)	
2:35.80 (32.48)	3:08.74 (32.94)	3:41.60 (32.86)	4:14.27 (32.67)	
4:47.69 (33.42)	5:20.85 (33.16)			
29 Tapia Bribiesca, Rebeca	20	St. Francis College (New York)	5:20.43	5:23.12
28.37	1:00.23 (31.86)	1:33.60 (33.37)	2:06.98 (33.38)	
2:40.42 (33.44)	3:13.49 (33.07)	3:46.50 (33.01)	4:19.42 (32.92)	
4:51.93 (32.51)	5:23.12 (31.19)			
30 Milne, Luna	21	Central Connecticut State Univ	5:30.82	5:27.39
29.23	1:00.58 (31.35)	1:32.83 (32.25)	2:05.65 (32.82)	
2:38.79 (33.14)	3:12.26 (33.47)	3:46.38 (34.12)	4:20.85 (34.47)	
4:54.67 (33.82)	5:27.39 (32.72)			
31 Milne, Ivy	18	Central Connecticut State Univ	5:32.99	5:27.61
29.37	1:00.92 (31.55)	1:33.07 (32.15)	2:05.90 (32.83)	
2:39.42 (33.52)	3:12.83 (33.41)	3:46.79 (33.96)	4:20.76 (33.97)	
4:54.97 (34.21)	5:27.61 (32.64)			
32 Gaffney, Emma	21	St. Francis College (New York)	5:43.87	5:50.22
30.29	1:04.23 (33.94)	1:38.96 (34.73)	2:14.62 (35.66)	
2:50.12 (35.50)	3:25.03 (34.91)	4:01.46 (36.43)	4:38.11 (36.65)	
5:14.64 (36.53)	5:50.22 (35.58)			
33 Collins, Anaya	18	Liu Brooklyn Blackbirds	6:29.44	6:22.89
32.30	1:08.62 (36.32)	1:46.59 (37.97)	2:25.56 (38.97)	
3:04.60 (39.04)	3:43.87 (39.27)	4:23.78 (39.91)	5:04.69 (40.91)	
5:45.47 (40.78)	6:22.89 (37.42)			
--- Dell'Isola, Lindsey	19	Sacred Heart University	5:34.56	X5:25.58
29.45	1:01.51 (32.06)	1:34.09 (32.58)	2:06.99 (32.90)	
2:40.00 (33.01)	3:13.15 (33.15)	3:46.71 (33.56)	4:19.77 (33.06)	
4:53.11 (33.34)	5:25.58 (32.47)			
--- Cuozzo, Kaylyn	20	Sacred Heart University	5:34.51	X5:29.48
29.53	1:02.23 (32.70)	1:36.49 (34.26)	2:10.30 (33.81)	
2:43.41 (33.11)	3:16.90 (33.49)	3:50.26 (33.36)	4:24.07 (33.81)	
4:57.57 (33.50)	5:29.48 (31.91)			
--- Aung, Victoria	18	Mount Saint Mary's	5:57.03	X6:08.77
30.17	1:03.69 (33.52)	1:38.83 (35.14)	2:15.37 (36.54)	
2:52.71 (37.34)	3:30.80 (38.09)	4:09.46 (38.66)	4:49.48 (40.02)	
5:29.72 (40.24)	6:08.77 (39.05)			
--- Quon, Karilyn		Saint Francis University	5:09.10	SCR
--- Mulcahy, Kaitlyn	19	Wagner College	5:12.51	SCR
--- Toth, Laura	21	St. Francis College (New York)	5:21.17	SCR



NEC CONFERENCE SWIMMING & DIVING 2018 - 02-21-2018 to 02-24-2018

**www.besmarttinc.com for heat sheets, meet results and more
Real Time Results at www.besmarttinc.com**

Results

Women 1650 Yard Freestyle

2017 WINNER: 17:08.68 02-18-2017 **McNICHOL, MADDIE**
NEC Conf Rec: 16:37.89 % 11-23-2014 **Grace Baird**
NEC Meet Rec: 16:45.96 M 02-14-2009 **Megan E. McGorry**
15:53.50 D1A
16:30.59 D1B

WAG
Wagner
CCSU

Name	Age	School	Seed Time	Finals Time
1 McNichol, Maddie	21	Wagner College	10:22.33	17:07.50
28.00	57.73 (29.73)	1:28.16 (30.43)	1:58.77 (30.61)	
2:29.68 (30.91)	3:00.59 (30.91)	3:31.39 (30.80)	4:02.34 (30.95)	
4:33.21 (30.87)	5:04.26 (31.05)	5:35.08 (30.82)	6:06.03 (30.95)	
6:37.09 (31.06)	7:08.25 (31.16)	7:39.23 (30.98)	8:10.23 (31.00)	
8:41.32 (31.09)	9:12.52 (31.20)	9:43.83 (31.31)	10:15.14 (31.31)	
10:46.38 (31.24)	11:17.77 (31.39)	11:49.43 (31.66)	12:20.73 (31.30)	
12:52.55 (31.82)	13:24.58 (32.03)	13:56.32 (31.74)	14:28.70 (32.38)	
15:00.75 (32.05)	15:33.21 (32.46)	16:05.46 (32.25)	16:37.16 (31.70)	17:07.50 (30.34)
2 Difiore, Alyssa	19	Bryant University	10:36.63	17:14.04
28.73	59.17 (30.44)	1:29.96 (30.79)	2:00.81 (30.85)	
2:31.87 (31.06)	3:03.14 (31.27)	3:34.54 (31.40)	4:05.94 (31.40)	
4:37.47 (31.53)	5:08.90 (31.43)	5:40.45 (31.55)	6:12.02 (31.57)	
6:43.44 (31.42)	7:14.96 (31.52)	7:46.34 (31.38)	8:17.87 (31.53)	
8:49.63 (31.76)	9:21.30 (31.67)	9:53.13 (31.83)	10:24.57 (31.44)	
10:56.37 (31.80)	11:28.02 (31.65)	11:59.78 (31.76)	12:31.61 (31.83)	
13:03.68 (32.07)	13:35.18 (31.50)	14:06.86 (31.68)	14:38.67 (31.81)	
15:10.71 (32.04)	15:42.14 (31.43)	16:13.14 (31.00)	16:44.40 (31.26)	17:14.04 (29.64)
3 Flaherty, Margaret	19	Sacred Heart University	10:31.48	17:14.79
27.43	57.43 (30.00)	1:28.39 (30.96)	1:59.24 (30.85)	
2:29.96 (30.72)	3:00.94 (30.98)	3:31.64 (30.70)	4:03.01 (31.37)	
4:34.10 (31.09)	5:05.49 (31.39)	5:37.00 (31.51)	6:08.27 (31.27)	
6:40.13 (31.86)	7:12.47 (32.34)	7:44.31 (31.84)	8:16.16 (31.85)	
8:47.68 (31.52)	9:19.92 (32.24)	9:51.73 (31.81)	10:23.87 (32.14)	
10:55.50 (31.63)	11:27.58 (32.08)	11:59.87 (32.29)	12:31.73 (31.86)	
13:03.65 (31.92)	13:35.61 (31.96)	14:07.55 (31.94)	14:39.37 (31.82)	
15:11.32 (31.95)	15:42.59 (31.27)	16:14.62 (32.03)	16:45.60 (30.98)	17:14.79 (29.19)
4 Kirk, Mackenzie	21	Bryant University	10:37.07	17:32.74
27.62	57.59 (29.97)	1:28.29 (30.70)	1:59.52 (31.23)	
2:30.98 (31.46)	3:02.35 (31.37)	3:33.87 (31.52)	4:05.79 (31.92)	
4:37.84 (32.05)	5:09.78 (31.94)	5:41.90 (32.12)	6:13.86 (31.96)	
6:46.27 (32.41)	7:18.85 (32.58)	7:51.05 (32.20)	8:23.19 (32.14)	
8:55.43 (32.24)	9:27.63 (32.20)	9:59.84 (32.21)	10:32.22 (32.38)	
11:04.43 (32.21)	11:36.71 (32.28)	12:09.41 (32.70)	12:42.47 (33.06)	
13:14.95 (32.48)	13:47.33 (32.38)	14:19.80 (32.47)	14:52.20 (32.40)	
15:24.63 (32.43)	15:56.86 (32.23)	16:29.09 (32.23)	17:01.29 (32.20)	17:32.74 (31.45)
5 Graziano, Emily		Saint Francis University	11:08.34	17:35.17
28.53	1:00.11 (31.58)	1:32.14 (32.03)	2:04.26 (32.12)	
2:36.14 (31.88)	3:08.57 (32.43)	3:40.52 (31.95)	4:12.52 (32.00)	
4:44.74 (32.22)	5:16.93 (32.19)	5:49.13 (32.20)	6:21.38 (32.25)	
6:53.22 (31.84)	7:25.46 (32.24)	7:57.60 (32.14)	8:29.86 (32.26)	
9:02.01 (32.15)	9:34.25 (32.24)	10:06.26 (32.01)	10:38.59 (32.33)	
11:10.86 (32.27)	11:42.90 (32.04)	12:14.99 (32.09)	12:46.80 (31.81)	
13:19.17 (32.37)	13:51.51 (32.34)	14:23.81 (32.30)	14:56.01 (32.20)	
15:28.21 (32.20)	16:00.67 (32.46)	16:32.96 (32.29)	17:05.17 (32.21)	17:35.17 (30.00)



NEC CONFERENCE SWIMMING & DIVING 2018 - 02-21-2018 to 02-24-2018

www.besmarttinc.com for heat sheets, meet results and more

Real Time Results at www.besmarttinc.com

Results

(Women 1650 Yard Freestyle)

Name	Age	School	Seed Time	Finals Time
6 Rocque, Jacquelyn	18	Saint Francis University	10:59.35	17:36.90
29.53	1:00.86 (31.33)	1:32.72 (31.86)	2:04.77 (32.05)	
2:36.79 (32.02)	3:09.04 (32.25)	3:41.14 (32.10)	4:13.27 (32.13)	
4:45.51 (32.24)	5:17.80 (32.29)	5:49.81 (32.01)	6:21.95 (32.14)	
6:54.01 (32.06)	7:26.21 (32.20)	7:58.28 (32.07)	8:30.21 (31.93)	
9:02.37 (32.16)	9:34.47 (32.10)	10:06.82 (32.35)	10:39.09 (32.27)	
11:11.44 (32.35)	11:43.67 (32.23)	12:15.94 (32.27)	12:48.30 (32.36)	
13:20.72 (32.42)	13:52.93 (32.21)	14:25.45 (32.52)	14:57.68 (32.23)	
15:29.99 (32.31)	16:02.17 (32.18)	16:34.38 (32.21)	17:06.28 (31.90)	17:36.90 (30.62)
7 DePuydt, Makenna	19	Wagner College	10:31.23	17:39.02
27.48	57.96 (30.48)	1:28.49 (30.53)	1:59.40 (30.91)	
2:30.59 (31.19)	3:01.94 (31.35)	3:33.47 (31.53)	4:05.07 (31.60)	
4:36.81 (31.74)	5:08.91 (32.10)	5:40.97 (32.06)	6:13.00 (32.03)	
6:45.13 (32.13)	7:17.43 (32.30)	7:50.16 (32.73)	8:22.91 (32.75)	
8:55.75 (32.84)	9:28.59 (32.84)	10:01.59 (33.00)	10:34.60 (33.01)	
11:07.48 (32.88)	11:40.38 (32.90)	12:13.54 (33.16)	12:46.83 (33.29)	
13:19.93 (33.10)	13:53.18 (33.25)	14:26.54 (33.36)	14:58.92 (32.38)	
15:31.87 (32.95)	16:04.25 (32.38)	16:36.50 (32.25)	17:08.10 (31.60)	17:39.02 (30.92)
8 Lombardi, Mary	20	Mount Saint Mary's	10:38.98	17:40.06
28.47	59.51 (31.04)	1:31.01 (31.50)	2:02.95 (31.94)	
2:35.10 (32.15)	3:07.11 (32.01)	3:39.02 (31.91)	4:11.10 (32.08)	
4:43.35 (32.25)	5:15.40 (32.05)	5:47.68 (32.28)	6:19.95 (32.27)	
6:52.52 (32.57)	7:25.02 (32.50)	7:57.35 (32.33)	8:30.18 (32.83)	
9:02.53 (32.35)	9:34.81 (32.28)	10:07.39 (32.58)	10:39.87 (32.48)	
11:12.67 (32.80)	11:44.72 (32.05)	12:17.23 (32.51)	12:49.88 (32.65)	
13:22.08 (32.20)	13:54.60 (32.52)	14:27.77 (33.17)	15:00.30 (32.53)	
15:32.74 (32.44)	16:05.24 (32.50)	16:37.19 (31.95)	17:09.09 (31.90)	17:40.06 (30.97)
9 Mulcahy, Kaitlyn	19	Wagner College	10:59.19	17:44.68
28.89	1:00.36 (31.47)	1:32.28 (31.92)	2:04.29 (32.01)	
2:36.32 (32.03)	3:08.39 (32.07)	3:40.49 (32.10)	4:12.75 (32.26)	
4:45.01 (32.26)	5:17.44 (32.43)	5:49.77 (32.33)	6:22.36 (32.59)	
6:54.95 (32.59)	7:27.58 (32.63)	8:00.21 (32.63)	8:32.78 (32.57)	
9:05.16 (32.38)	9:37.57 (32.41)	10:10.06 (32.49)	10:42.51 (32.45)	
11:14.88 (32.37)	11:47.33 (32.45)	12:19.98 (32.65)	12:52.48 (32.50)	
13:25.19 (32.71)	13:57.93 (32.74)	14:30.44 (32.51)	15:03.11 (32.67)	
15:35.88 (32.77)	16:08.67 (32.79)	16:41.13 (32.46)	17:13.39 (32.26)	17:44.68 (31.29)
10 Karell, Emma	23	Saint Francis University	10:46.69	17:44.99
29.12	1:00.32 (31.20)	1:31.93 (31.61)	2:03.72 (31.79)	
2:35.92 (32.20)	3:08.42 (32.50)	3:40.87 (32.45)	4:13.61 (32.74)	
4:46.33 (32.72)	5:18.97 (32.64)	5:51.20 (32.23)	6:23.54 (32.34)	
6:55.90 (32.36)	7:28.35 (32.45)	8:00.56 (32.21)	8:32.84 (32.28)	
9:04.94 (32.10)	9:37.26 (32.32)	10:09.58 (32.32)	10:41.83 (32.25)	
11:14.73 (32.90)	11:47.50 (32.77)	12:20.30 (32.80)	12:52.96 (32.66)	
13:25.76 (32.80)	13:58.59 (32.83)	14:31.27 (32.68)	15:03.98 (32.71)	
15:36.18 (32.20)	16:08.72 (32.54)	16:41.28 (32.56)	17:13.56 (32.28)	17:44.99 (31.43)



NEC CONFERENCE SWIMMING & DIVING 2018 - 02-21-2018 to 02-24-2018

www.besmarttinc.com for heat sheets, meet results and more

Real Time Results at www.besmarttinc.com

Results

(Women 1650 Yard Freestyle)

Name	Age	School	Seed Time	Finals Time
11 Gomes Angelo, Beatriz	18	St. Francis College (New York)	10:30.73	17:48.77
27.66	57.71 (30.05)	1:28.76 (31.05)	1:59.66 (30.90)	
2:30.61 (30.95)	3:01.73 (31.12)	3:33.23 (31.50)	4:04.72 (31.49)	
4:36.38 (31.66)	5:08.03 (31.65)	5:40.14 (32.11)	6:12.28 (32.14)	
6:44.87 (32.59)	7:17.84 (32.97)	7:50.05 (32.21)	8:23.12 (33.07)	
8:56.21 (33.09)	9:29.71 (33.50)	10:03.42 (33.71)	10:36.20 (32.78)	
11:09.30 (33.10)	11:42.90 (33.60)	12:16.08 (33.18)	12:49.39 (33.31)	
13:22.85 (33.46)	13:56.68 (33.83)	14:30.02 (33.34)	15:03.38 (33.36)	
15:36.64 (33.26)	16:10.51 (33.87)	16:44.38 (33.87)	17:16.95 (32.57)	17:48.77 (31.82)
12 D'Allegro, Jenna	18	Wagner College	10:55.25	17:52.45
28.57	59.70 (31.13)	1:31.30 (31.60)	2:03.35 (32.05)	
2:35.50 (32.15)	3:07.67 (32.17)	3:40.11 (32.44)	4:12.46 (32.35)	
4:45.02 (32.56)	5:17.62 (32.60)	5:50.04 (32.42)	6:22.61 (32.57)	
6:55.20 (32.59)	7:27.75 (32.55)	8:00.33 (32.58)	8:33.25 (32.92)	
9:05.74 (32.49)	9:38.58 (32.84)	10:11.19 (32.61)	10:44.09 (32.90)	
11:16.97 (32.88)	11:49.97 (33.00)	12:22.88 (32.91)	12:55.94 (33.06)	
13:28.80 (32.86)	14:01.87 (33.07)	14:34.79 (32.92)	15:07.96 (33.17)	
15:41.05 (33.09)	16:14.19 (33.14)	16:47.07 (32.88)	17:20.03 (32.96)	17:52.45 (32.42)
13 Tapia Bribiesca, Rebeca	20	St. Francis College (New York)	10:54.21	17:59.26
28.49	1:00.32 (31.83)	1:32.68 (32.36)	2:05.29 (32.61)	
2:37.83 (32.54)	3:10.45 (32.62)	3:43.24 (32.79)	4:16.17 (32.93)	
4:49.10 (32.93)	5:21.95 (32.85)	5:55.12 (33.17)	6:27.94 (32.82)	
7:00.90 (32.96)	7:33.98 (33.08)	8:07.31 (33.33)	8:40.48 (33.17)	
9:13.63 (33.15)	9:46.56 (32.93)	10:19.68 (33.12)	10:52.59 (32.91)	
11:25.75 (33.16)	11:58.91 (33.16)	12:31.91 (33.00)	13:04.91 (33.00)	
13:37.82 (32.91)	14:10.80 (32.98)	14:43.94 (33.14)	15:17.06 (33.12)	
15:50.29 (33.23)	16:23.31 (33.02)	16:56.57 (33.26)	17:29.15 (32.58)	17:59.26 (30.11)
14 Heim, Alexandra	18	Bryant University	11:15.51	18:04.18
30.54	1:03.57 (33.03)	1:37.01 (33.44)	2:10.35 (33.34)	
2:43.17 (32.82)	3:16.66 (33.49)	3:49.90 (33.24)	4:23.41 (33.51)	
4:56.86 (33.45)	5:29.89 (33.03)	6:03.32 (33.43)	6:36.47 (33.15)	
7:09.56 (33.09)	7:42.95 (33.39)	8:16.22 (33.27)	8:49.31 (33.09)	
9:22.57 (33.26)	9:55.63 (33.06)	10:28.44 (32.81)	11:01.08 (32.64)	
11:33.79 (32.71)	12:06.82 (33.03)	12:39.40 (32.58)	13:12.22 (32.82)	
13:45.10 (32.88)	14:18.33 (33.23)	14:50.93 (32.60)	15:23.31 (32.38)	
15:56.00 (32.69)	16:28.84 (32.84)	17:01.38 (32.54)	17:33.76 (32.38)	18:04.18 (30.42)
15 Nguyen, Camille	17	Saint Francis University	11:22.47	18:04.84
31.05	1:04.27 (33.22)	1:37.86 (33.59)	2:11.06 (33.20)	
2:44.17 (33.11)	3:16.90 (32.73)	3:50.40 (33.50)	4:23.86 (33.46)	
4:57.25 (33.39)	5:30.72 (33.47)	6:04.02 (33.30)	6:37.20 (33.18)	
7:10.67 (33.47)	7:44.03 (33.36)	8:17.49 (33.46)	8:50.90 (33.41)	
9:24.18 (33.28)	9:57.08 (32.90)	10:30.12 (33.04)	11:03.06 (32.94)	
11:36.13 (33.07)	12:08.79 (32.66)	12:41.61 (32.82)	13:14.58 (32.97)	
13:47.31 (32.73)	14:20.39 (33.08)	14:53.44 (33.05)	15:26.54 (33.10)	
15:59.03 (32.49)	16:31.61 (32.58)	17:03.35 (31.74)	17:35.65 (32.30)	18:04.84 (29.19)



NEC CONFERENCE SWIMMING & DIVING 2018 - 02-21-2018 to 02-24-2018

www.besmarttinc.com for heat sheets, meet results and more

Real Time Results at www.besmarttinc.com

Results

(Women 1650 Yard Freestyle)

Name	Age	School	Seed Time	Finals Time
16 Sauve, Nicole	20	Sacred Heart University	11:05.67	18:05.13
29.28	1:01.19 (31.91)	1:33.68 (32.49)	2:06.25 (32.57)	
2:38.96 (32.71)	3:11.81 (32.85)	3:44.86 (33.05)	4:17.64 (32.78)	
4:50.92 (33.28)	5:24.00 (33.08)	5:57.12 (33.12)	6:30.34 (33.22)	
7:03.58 (33.24)	7:36.91 (33.33)	8:10.22 (33.31)	8:43.42 (33.20)	
9:16.86 (33.44)	9:50.09 (33.23)	10:23.39 (33.30)	10:57.04 (33.65)	
11:30.08 (33.04)	12:03.53 (33.45)	12:37.04 (33.51)	13:10.01 (32.97)	
13:42.70 (32.69)	14:15.90 (33.20)	14:49.58 (33.68)	15:22.77 (33.19)	
15:55.50 (32.73)	16:28.72 (33.22)	17:01.67 (32.95)	17:33.95 (32.28)	18:05.13 (31.18)
17 Spencer, Lauren	18	Sacred Heart University	11:00.58	18:11.07
29.16	1:01.00 (31.84)	1:33.50 (32.50)	2:06.12 (32.62)	
2:38.90 (32.78)	3:11.44 (32.54)	3:44.36 (32.92)	4:17.62 (33.26)	
4:50.94 (33.32)	5:24.00 (33.06)	5:57.09 (33.09)	6:30.40 (33.31)	
7:03.89 (33.49)	7:37.25 (33.36)	8:10.63 (33.38)	8:44.31 (33.68)	
9:17.80 (33.49)	9:51.33 (33.53)	10:24.78 (33.45)	10:57.79 (33.01)	
11:31.08 (33.29)	12:04.63 (33.55)	12:37.82 (33.19)	13:10.99 (33.17)	
13:44.17 (33.18)	14:17.48 (33.31)	14:50.83 (33.35)	15:24.15 (33.32)	
15:57.77 (33.62)	16:31.46 (33.69)	17:05.03 (33.57)	17:38.44 (33.41)	18:11.07 (32.63)
18 Vaughan, Bridget	21	Mount Saint Mary's	11:10.62	18:40.84
29.04	1:01.40 (32.36)	1:34.61 (33.21)	2:08.09 (33.48)	
2:41.06 (32.97)	3:14.22 (33.16)	3:47.76 (33.54)	4:21.82 (34.06)	
4:56.47 (34.65)	5:31.26 (34.79)	6:05.33 (34.07)	6:40.05 (34.72)	
7:15.19 (35.14)	7:49.74 (34.55)	8:24.05 (34.31)	8:58.26 (34.21)	
9:33.39 (35.13)	10:07.60 (34.21)	10:42.38 (34.78)	11:17.01 (34.63)	
11:52.29 (35.28)	12:27.20 (34.91)	13:02.03 (34.83)	13:36.63 (34.60)	
14:10.76 (34.13)	14:44.67 (33.91)	15:18.52 (33.85)	15:52.62 (34.10)	
16:26.68 (34.06)	17:00.80 (34.12)	17:35.09 (34.29)	18:08.64 (33.55)	18:40.84 (32.20)
--- Dell'Isola, Lindsey	19	Sacred Heart University	11:15.15	X18:30.52
30.64	1:03.37 (32.73)	1:36.95 (33.58)	2:10.38 (33.43)	
2:43.71 (33.33)	3:16.93 (33.22)	3:50.48 (33.55)	4:23.66 (33.18)	
4:57.07 (33.41)	5:30.66 (33.59)	6:03.93 (33.27)	6:37.54 (33.61)	
7:11.03 (33.49)	7:44.62 (33.59)	8:18.15 (33.53)	8:52.09 (33.94)	
9:25.95 (33.86)	9:59.85 (33.90)	10:33.90 (34.05)	11:07.86 (33.96)	
11:41.88 (34.02)	12:15.83 (33.95)	12:49.89 (34.06)	13:23.90 (34.01)	
13:58.20 (34.30)	14:32.85 (34.65)	15:07.07 (34.22)	15:41.69 (34.62)	
16:15.72 (34.03)	16:49.74 (34.02)	17:23.76 (34.02)	17:57.32 (33.56)	18:30.52 (33.20)
--- Marks, Kasey	21	Saint Francis University	11:34.87	X18:41.86
30.40	1:04.02 (33.62)	1:37.98 (33.96)	2:11.94 (33.96)	
2:46.12 (34.18)	3:20.10 (33.98)	3:54.14 (34.04)	4:28.29 (34.15)	
5:01.91 (33.62)	5:35.66 (33.75)	6:09.51 (33.85)	6:43.49 (33.98)	
7:17.59 (34.10)	7:51.67 (34.08)	8:25.59 (33.92)	8:59.78 (34.19)	
9:33.97 (34.19)	10:07.93 (33.96)	10:42.67 (34.74)	11:17.14 (34.47)	
11:51.39 (34.25)	12:25.70 (34.31)	12:59.97 (34.27)	13:34.21 (34.24)	
14:08.60 (34.39)	14:42.91 (34.31)	15:17.44 (34.53)	15:51.86 (34.42)	
16:26.23 (34.37)	17:00.41 (34.18)	17:34.68 (34.27)	18:08.72 (34.04)	18:41.86 (33.14)
--- Hale, Mackenzie	18	Saint Francis University	11:31.08	SCR
--- Morse, Natalie	18	Wagner College	11:00.50	SCR
--- Eckroth, Harmony	18	Wagner College	11:08.34	SCR
--- Toth, Laura	21	St. Francis College (New York)	10:54.38	SCR
--- Quon, Karilyn		Saint Francis University	10:42.24	SCR



NEC CONFERENCE SWIMMING & DIVING 2018 - 02-21-2018 to 02-24-2018

www.besmarttinc.com for heat sheets, meet results and more

Real Time Results at www.besmarttinc.com

Results

Women 100 Yard Backstroke

2017 WINNER: 54.22 02-17-2017 NIHIPALI, ANU WAG
 NEC Conf Rec: 52.97 % 2015 Anu Nihipali Wagner
 NEC Meet Rec: 53.54 M 02-27-2015 Anu Nihipali Wagner
 51.16 D1A
 55.09 D1B

Name	Age	School	Prelim Time	Finals Time
A - Final				
1 Scifo, Alaina	19	Bryant University	56.26	55.32
26.97	55.32 (28.35)			
2 Lafferty, Katie	21	Saint Francis University	55.42	55.66
26.65	55.66 (29.01)			
3 Peren, Amanda	18	Liu Brooklyn Blackbirds	56.10	55.70
26.88	55.70 (28.82)			
4 McGraw, Maddie	19	Mount Saint Mary's	56.51	55.96
27.16	55.96 (28.80)			
5 Troy, Kaitlyn	20	Central Connecticut State Univ	56.89	56.12
27.26	56.12 (28.86)			
6 Moore, Emily	19	Wagner College	56.94	56.36
27.22	56.36 (29.14)			
7 Fredricks, Alexis	19	Central Connecticut State Univ	56.59	56.38
27.74	56.38 (28.64)			
8 Choate, Lindsey	18	Bryant University	57.62	57.41
27.61	57.41 (29.80)			
B - Final				
9 Tiberino, Alicia	21	Saint Francis University	58.45	58.75
28.58	58.75 (30.17)			
10 Dye, Caitlin	20	Bryant University	59.51	58.79
28.62	58.79 (30.17)			
11 Medsevek, Urska	19	Saint Francis University	58.77	58.88
28.90	58.88 (29.98)			
*12 Daly, Marisa	19	Saint Francis University	58.78	59.25
28.93	59.25 (30.32)			
*12 Juris, Alyssa	18	Liu Brooklyn Blackbirds	1:00.05	59.25
28.66	59.25 (30.59)			
14 Brown, Anna	21	Sacred Heart University	59.85	59.63
28.61	59.63 (31.02)			
15 Hawki, Jodi	18	Liu Brooklyn Blackbirds	1:00.07	59.82
28.77	59.82 (31.05)			
16 Awiszus, Maeve	21	Central Connecticut State Univ	59.84	59.90
29.16	59.90 (30.74)			
C - Final				
17 Brown, Erin	17	Central Connecticut State Univ	1:00.53	1:00.14
28.58	1:00.14 (31.56)			
18 Sokolow, Shannon	21	St. Francis College (New York)	1:00.82	1:01.01
29.94	1:01.01 (31.07)			
19 Rudis, Nikole	20	Sacred Heart University	1:01.18	1:02.40
29.54	1:02.40 (32.86)			
--- Upston, Stephanie	20	Wagner College	59.35	X58.83
28.78	58.83 (30.05)			
--- Cronshaw, Emelia	18	Saint Francis University	58.85	X59.09
28.47	59.09 (30.62)			



NEC CONFERENCE SWIMMING & DIVING 2018 - 02-21-2018 to 02-24-2018

www.besmarttinc.com for heat sheets, meet results and more

Real Time Results at www.besmarttinc.com

Results

C - Final ... (Women 100 Yard Backstroke)

Name	Age	School	Prelim Time	Finals Time
--- Narduzzi, Teresa		Saint Francis University	59.12	X59.51
29.07	59.51 (30.44)			
--- Coats, Jessica	18	Wagner College	1:00.94	X1:01.05
29.65	1:01.05 (31.40)			
--- Emerson, Lauren	19	Wagner College	1:01.09	X1:01.53
29.47	1:01.53 (32.06)			



NEC CONFERENCE SWIMMING & DIVING 2018 - 02-21-2018 to 02-24-2018

www.besmarttinc.com for heat sheets, meet results and more

Real Time Results at www.besmarttinc.com

Results

Women 100 Yard Backstroke

2017 WINNER: 54.22 02-17-2017 NIHIPALI, ANU WAG
 NEC Conf Rec: 52.97 % 2015 Anu Nihipali Wagner
 NEC Meet Rec: 53.54 M 02-27-2015 Anu Nihipali Wagner
 51.16 D1A
 55.09 D1B

Name	Age	School	Seed Time	Prelim Time	
Preliminaries					
1 Lafferty, Katie	21	Saint Francis University	57.21	55.42	q
26.54	55.42 (28.88)				
2 Peren, Amanda	18	Liu Brooklyn Blackbirds	56.93	56.10	q
27.14	56.10 (28.96)				
3 Scifo, Alaina	19	Bryant University	56.21	56.26	q
27.56	56.26 (28.70)				
4 McGraw, Maddie	19	Mount Saint Mary's	57.16	56.51	q
27.61	56.51 (28.90)				
5 Fredricks, Alexis	19	Central Connecticut State Univ	57.64	56.59	q
27.83	56.59 (28.76)				
6 Troy, Kaitlyn	20	Central Connecticut State Univ	57.89	56.89	q
27.80	56.89 (29.09)				
7 Moore, Emily	19	Wagner College	58.44	56.94	q
27.38	56.94 (29.56)				
8 Choate, Lindsey	18	Bryant University	59.60	57.62	q
27.90	57.62 (29.72)				
9 Tiberino, Alicia	21	Saint Francis University	1:01.75	58.45	q
28.23	58.45 (30.22)				
10 Medsevek, Urska	19	Saint Francis University	1:00.34	58.77	q
28.50	58.77 (30.27)				
11 Daly, Marisa	19	Saint Francis University	1:00.57	58.78	q
28.48	58.78 (30.30)				
12 Dye, Caitlin	20	Bryant University	58.60	59.51	q
28.40	59.51 (31.11)				
13 Awiszus, Maeve	21	Central Connecticut State Univ	1:03.40	59.84	q
29.12	59.84 (30.72)				
14 Brown, Anna	21	Sacred Heart University	59.49	59.85	q
28.70	59.85 (31.15)				
15 Juris, Alyssa	18	Liu Brooklyn Blackbirds	1:01.98	1:00.05	q
29.40	1:00.05 (30.65)				
16 Hawki, Jodi	18	Liu Brooklyn Blackbirds	1:01.25	1:00.07	q
28.67	1:00.07 (31.40)				
17 Brown, Erin	17	Central Connecticut State Univ	1:03.45	1:00.53	q
29.01	1:00.53 (31.52)				
18 Sokolow, Shannon	21	St. Francis College (New York)	1:00.63	1:00.82	q
30.02	1:00.82 (30.80)				
19 Rudis, Nikole	20	Sacred Heart University	1:03.60	1:01.18	q
29.45	1:01.18 (31.73)				
20 Shenk, Emily	22	Sacred Heart University	1:02.33	1:02.40	q
30.09	1:02.40 (32.31)				
21 Donabie, Alana	19	Sacred Heart University	1:01.60	1:03.16	q
29.84	1:03.16 (33.32)				
22 Kelly, Alex	21	Mount Saint Mary's	1:04.97	1:04.23	q
31.12	1:04.23 (33.11)				



NEC CONFERENCE SWIMMING & DIVING 2018 - 02-21-2018 to 02-24-2018

www.besmarttinc.com for heat sheets, meet results and more

Real Time Results at www.besmarttinc.com

Results

Preliminaries ... (Women 100 Yard Backstroke)

Name	Age	School	Seed Time	Prelim Time	
23 Gaffney, Emma	21	St. Francis College (New York)	1:07.99	1:05.44	q
	31.42	1:05.44 (34.02)			
24 Benedictis, Gabrielle	18	Mount Saint Mary's	1:05.91	1:05.52	q
	31.34	1:05.52 (34.18)			
25 Passaro, Lizanne	18	Mount Saint Mary's	1:07.60	1:06.21	
	32.11	1:06.21 (34.10)			
26 Milne, Ivy	18	Central Connecticut State Univ	1:08.13	1:06.43	
	32.50	1:06.43 (33.93)			
27 Anderson, Mary	20	St. Francis College (New York)	1:06.12	1:06.85	
	32.09	1:06.85 (34.76)			
--- Cronshaw, Emelia	18	Saint Francis University	1:01.96	X58.85	
	28.19	58.85 (30.66)			
--- Narduzzi, Teresa		Saint Francis University	1:01.62	X59.12	
	28.84	59.12 (30.28)			
--- Upston, Stephanie	20	Wagner College	58.98	X59.35	
	28.96	59.35 (30.39)			
--- Coats, Jessica	18	Wagner College	1:01.94	X1:00.94	
	29.26	1:00.94 (31.68)			
--- Emerson, Lauren	19	Wagner College	1:01.58	X1:01.09	
	29.19	1:01.09 (31.90)			
--- Chmielewski, Kelly	19	Sacred Heart University	1:05.15	X1:02.03	
	30.13	1:02.03 (31.90)			
--- Fisher, Kristin	20	Saint Francis University	1:03.60	X1:02.16	
	29.16	1:02.16 (33.00)			
--- Sampson, Angela	20	Mount Saint Mary's	1:08.44	X1:08.50	
	32.15	1:08.50 (36.35)			
--- Bowman, Sabrina		Saint Francis University	NT	SCR	
--- Rivera, Alexa	18	Bryant University	57.69	SCR	
--- Meyers, Nathalie	20	Liu Brooklyn Blackbirds	1:01.90	SCR	
--- Kivanc, Zeynep	19	Wagner College	58.65	SCR	
--- Salzano, Nicole	21	Bryant University	58.50	SCR	



NEC CONFERENCE SWIMMING & DIVING 2018 - 02-21-2018 to 02-24-2018

www.besmarttinc.com for heat sheets, meet results and more

Real Time Results at www.besmarttinc.com

Results

Women 200 Yard Backstroke

2017 WINNER: 1:58.32 02-18-2017 NIHIPALI, ANU

NEC Conf Rec: 1:58.32 % 02-18-2017 Anu Nihipali

NEC Meet Rec: 1:58.32 M 02-18-2017 Anu Nihipali

1:50.99 D1A

1:59.19 D1B

WAG

Wagner

Wagner

Name	Age	School	Prelim Time	Finals Time
A - Final				
1 Spike, Wyeth	18	Wagner College	2:01.12	2:00.16
29.10	59.42 (30.32)	1:30.04 (30.62)	2:00.16 (30.12)	
2 Peren, Amanda	18	Liu Brooklyn Blackbirds	2:03.84	2:00.67
28.67	59.05 (30.38)	1:30.00 (30.95)	2:00.67 (30.67)	
3 Scifo, Alaina	19	Bryant University	2:03.60	2:00.90
27.94	57.76 (29.82)	1:28.74 (30.98)	2:00.90 (32.16)	
4 Fredricks, Alexis	19	Central Connecticut State Univ	2:02.51	2:01.60
28.79	59.40 (30.61)	1:30.60 (31.20)	2:01.60 (31.00)	
5 Quon, Karilyn		Saint Francis University	2:03.56	2:01.73
28.59	59.53 (30.94)	1:30.64 (31.11)	2:01.73 (31.09)	
6 Kivanc, Zeynep	19	Wagner College	2:04.23	2:02.39
28.45	59.17 (30.72)	1:30.82 (31.65)	2:02.39 (31.57)	
7 Devers, Aidan	20	Central Connecticut State Univ	2:03.22	2:03.61
29.05	59.86 (30.81)	1:31.57 (31.71)	2:03.61 (32.04)	
8 Moore, Emily	19	Wagner College	2:04.70	2:04.73
28.86	59.57 (30.71)	1:31.72 (32.15)	2:04.73 (33.01)	
B - Final				
9 McGraw, Maddie	19	Mount Saint Mary's	2:05.75	2:02.75
28.93	1:00.56 (31.63)	1:32.19 (31.63)	2:02.75 (30.56)	
10 Rupp, Jessica	18	Saint Francis University	2:05.18	2:04.31
29.83	1:00.90 (31.07)	1:32.43 (31.53)	2:04.31 (31.88)	
11 Awiszus, Maeve	21	Central Connecticut State Univ	2:06.90	2:05.62
29.48	1:00.88 (31.40)	1:33.33 (32.45)	2:05.62 (32.29)	
12 Touchette-McGowan, Jeanne	19	Liu Brooklyn Blackbirds	2:07.70	2:06.41
29.32	1:00.91 (31.59)	1:33.45 (32.54)	2:06.41 (32.96)	
13 Daly, Marisa	19	Saint Francis University	2:06.91	2:07.03
29.55	1:01.20 (31.65)	1:34.06 (32.86)	2:07.03 (32.97)	
14 Watson, Valeria	21	Bryant University	2:06.92	2:07.26
29.26	1:00.92 (31.66)	1:33.62 (32.70)	2:07.26 (33.64)	
15 Sokolow, Shannon	21	St. Francis College (New York)	2:08.32	2:07.49
30.49	1:02.99 (32.50)	1:35.55 (32.56)	2:07.49 (31.94)	
16 Medsevek, Urska	19	Saint Francis University	2:07.90	2:08.06
30.52	1:02.94 (32.42)	1:35.54 (32.60)	2:08.06 (32.52)	
C - Final				
17 Hylan, Kim	19	Sacred Heart University	2:08.90	2:07.06
29.63	1:01.29 (31.66)	1:34.16 (32.87)	2:07.06 (32.90)	
18 Spencer, Lauren	18	Sacred Heart University	2:09.38	2:09.42
30.22	1:02.47 (32.25)	1:36.05 (33.58)	2:09.42 (33.37)	
19 Brown, Erin	17	Central Connecticut State Univ	2:13.08	2:11.23
30.97	1:03.87 (32.90)	1:38.07 (34.20)	2:11.23 (33.16)	
20 Dye, Caitlin	20	Bryant University	2:08.96	2:11.46
30.83	1:03.89 (33.06)	1:37.81 (33.92)	2:11.46 (33.65)	
21 O'Dell, Rory	20	Saint Francis University	2:08.33	2:16.60
32.13	1:06.46 (34.33)	1:42.01 (35.55)	2:16.60 (34.59)	

**NEC CONFERENCE SWIMMING & DIVING 2018 - 02-21-2018 to 02-24-2018****www.besmarttinc.com for heat sheets, meet results and more****Real Time Results at www.besmarttinc.com****Results****C - Final ... (Women 200 Yard Backstroke)**

Name	Age	School	Prelim Time	Finals Time
--- Upston, Stephanie	20	Wagner College	2:07.82	X2:06.58
30.13	1:02.21 (32.08)	1:34.58 (32.37)	2:06.58 (32.00)	
--- Cronshaw, Emelia	18	Saint Francis University	2:07.89	X2:09.00
30.01	1:02.41 (32.40)	1:35.64 (33.23)	2:09.00 (33.36)	
--- Fisher, Kristin	20	Saint Francis University	2:08.85	X2:12.97
30.46	1:03.32 (32.86)	1:37.69 (34.37)	2:12.97 (35.28)	



NEC CONFERENCE SWIMMING & DIVING 2018 - 02-21-2018 to 02-24-2018

www.besmarttinc.com for heat sheets, meet results and more

Real Time Results at www.besmarttinc.com

Results

Women 200 Yard Backstroke

2017 WINNER: 1:58.32 02-18-2017 NIHIPALI, ANU

NEC Conf Rec: 1:58.32 % 02-18-2017 Anu Nihipali

NEC Meet Rec: 1:58.32 M 02-18-2017 Anu Nihipali

1:50.99 D1A

1:59.19 D1B

WAG

Wagner

Wagner

Name	Age	School	Seed Time	Prelim Time	
Preliminaries					
1 Spike, Wyeth	18	Wagner College	2:04.92	2:01.12	q
28.98	59.59 (30.61)	1:30.35 (30.76)	2:01.12 (30.77)		
2 Fredricks, Alexis	19	Central Connecticut State Univ	2:06.58	2:02.51	q
29.24	59.80 (30.56)	1:31.14 (31.34)	2:02.51 (31.37)		
3 Devers, Aidan	20	Central Connecticut State Univ	2:00.17	2:03.22	q
29.24	59.76 (30.52)	1:31.42 (31.66)	2:03.22 (31.80)		
4 Quon, Karilyn		Saint Francis University	2:05.46	2:03.56	q
29.29	1:00.85 (31.56)	1:32.14 (31.29)	2:03.56 (31.42)		
5 Scifo, Alaina	19	Bryant University	2:00.94	2:03.60	q
28.09	58.78 (30.69)	1:30.96 (32.18)	2:03.60 (32.64)		
6 Peren, Amanda	18	Liu Brooklyn Blackbirds	2:04.85	2:03.84	q
28.89	59.89 (31.00)	1:32.16 (32.27)	2:03.84 (31.68)		
7 Kivanc, Zeynep	19	Wagner College	2:04.65	2:04.23	q
29.30	1:01.01 (31.71)	1:32.91 (31.90)	2:04.23 (31.32)		
8 Moore, Emily	19	Wagner College	2:05.44	2:04.70	q
28.17	58.91 (30.74)	1:31.48 (32.57)	2:04.70 (33.22)		
9 Rupp, Jessica	18	Saint Francis University	2:09.38	2:05.18	q
29.69	1:01.33 (31.64)	1:33.28 (31.95)	2:05.18 (31.90)		
10 McGraw, Maddie	19	Mount Saint Mary's	2:06.44	2:05.75	q
29.21	1:01.65 (32.44)	1:34.58 (32.93)	2:05.75 (31.17)		
11 Awiszus, Maeve	21	Central Connecticut State Univ	2:14.76	2:06.90	q
30.12	1:01.78 (31.66)	1:34.45 (32.67)	2:06.90 (32.45)		
12 Daly, Marisa	19	Saint Francis University	2:10.96	2:06.91	q
30.05	1:01.91 (31.86)	1:34.41 (32.50)	2:06.91 (32.50)		
13 Watson, Valeria	21	Bryant University	2:05.21	2:06.92	q
29.22	1:01.41 (32.19)	1:33.98 (32.57)	2:06.92 (32.94)		
14 Touchette-McGowan, Jeanne	19	Liu Brooklyn Blackbirds	2:02.32	2:07.70	q
29.57	1:01.46 (31.89)	1:34.52 (33.06)	2:07.70 (33.18)		
15 Medsevek, Urska	19	Saint Francis University	2:10.47	2:07.90	q
30.15	1:01.74 (31.59)	1:34.76 (33.02)	2:07.90 (33.14)		
16 Sokolow, Shannon	21	St. Francis College (New York)	2:10.86	2:08.32	q
30.91	1:03.78 (32.87)	1:36.46 (32.68)	2:08.32 (31.86)		
17 O'Dell, Rory	20	Saint Francis University	2:16.09	2:08.33	q
30.29	1:02.12 (31.83)	1:34.69 (32.57)	2:08.33 (33.64)		
18 Hylan, Kim	19	Sacred Heart University	2:09.38	2:08.90	q
30.59	1:02.76 (32.17)	1:35.82 (33.06)	2:08.90 (33.08)		
19 Dye, Caitlin	20	Bryant University	2:11.27	2:08.96	q
30.10	1:02.77 (32.67)	1:35.97 (33.20)	2:08.96 (32.99)		
20 Spencer, Lauren	18	Sacred Heart University	2:12.52	2:09.38	q
30.01	1:02.23 (32.22)	1:35.63 (33.40)	2:09.38 (33.75)		
21 Lombardi, Mary	20	Mount Saint Mary's	2:10.29	2:11.79	q
30.53	1:03.44 (32.91)	1:37.81 (34.37)	2:11.79 (33.98)		
22 Brown, Erin	17	Central Connecticut State Univ	2:15.86	2:13.08	q
29.75	1:02.40 (32.65)	1:37.46 (35.06)	2:13.08 (35.62)		



NEC CONFERENCE SWIMMING & DIVING 2018 - 02-21-2018 to 02-24-2018

www.besmarttinc.com for heat sheets, meet results and more

Real Time Results at www.besmarttinc.com

Results

Preliminaries ... (Women 200 Yard Backstroke)

Name	Age	School	Seed Time	Prelim Time	
23 Brown, Anna	21	Sacred Heart University	2:08.61	2:13.42	q
	29.98	1:02.85 (32.87) 1:38.04 (35.19)	2:13.42 (35.38)		
24 Shenk, Emily	22	Sacred Heart University	2:17.74	2:15.88	q
	31.32	1:04.94 (33.62) 1:40.36 (35.42)	2:15.88 (35.52)		
25 Bertoni, Meredith	20	Sacred Heart University	2:20.05	2:18.68	
	32.88	1:07.74 (34.86) 1:43.67 (35.93)	2:18.68 (35.01)		
26 Hawki, Jodi	18	Liu Brooklyn Blackbirds	2:14.17	2:19.12	
	30.53	1:04.85 (34.32) 1:42.15 (37.30)	2:19.12 (36.97)		
27 Kelly, Alex	21	Mount Saint Mary's	2:16.10	2:19.34	
	32.05	1:06.82 (34.77) 1:43.15 (36.33)	2:19.34 (36.19)		
28 Milne, Ivy	18	Central Connecticut State Univ	2:23.30	2:21.02	
	33.43	1:08.47 (35.04) 1:44.77 (36.30)	2:21.02 (36.25)		
29 Benedictis, Gabrielle	18	Mount Saint Mary's	2:24.00	2:23.98	
	32.24	1:07.50 (35.26) 1:45.19 (37.69)	2:23.98 (38.79)		
--- Upston, Stephanie	20	Wagner College	2:06.78	X2:07.82	
	29.79	1:01.73 (31.94) 1:35.00 (33.27)	2:07.82 (32.82)		
--- Cronshaw, Emelia	18	Saint Francis University	2:13.52	X2:07.89	
	29.54	1:01.49 (31.95) 1:34.41 (32.92)	2:07.89 (33.48)		
--- Fisher, Kristin	20	Saint Francis University	2:17.95	X2:08.85	
	30.14	1:02.07 (31.93) 1:35.22 (33.15)	2:08.85 (33.63)		
--- Emerson, Lauren	19	Wagner College	2:13.55	X2:13.82	
	30.57	1:04.36 (33.79) 1:39.40 (35.04)	2:13.82 (34.42)		
--- Coats, Jessica	18	Wagner College	2:17.20	X2:14.25	
	30.83	1:04.32 (33.49) 1:39.24 (34.92)	2:14.25 (35.01)		
--- Chmielewski, Kelly	19	Sacred Heart University	2:22.58	X2:15.85	
	31.10	1:05.19 (34.09) 1:41.12 (35.93)	2:15.85 (34.73)		
--- Dell'Isola, Lindsey	19	Sacred Heart University	2:20.37	X2:18.95	
	32.82	1:07.77 (34.95) 1:43.21 (35.44)	2:18.95 (35.74)		
--- Sampson, Angela	20	Mount Saint Mary's	2:26.69	X2:22.18	
	32.60	1:07.97 (35.37) 1:44.74 (36.77)	2:22.18 (37.44)		
--- Aung, Victoria	18	Mount Saint Mary's	2:24.82	X2:25.45	
	34.69	1:11.06 (36.37) 1:48.34 (37.28)	2:25.45 (37.11)		
--- Toth, Laura	21	St. Francis College (New York)	2:13.94	NS	
--- Camacho, Leahi	21	Wagner College	2:04.49	SCR	
--- Boston, Kelli	19	Wagner College	2:12.65	SCR	
--- Salzano, Nicole	21	Bryant University	2:07.61	SCR	
--- Patrick, Laura		Saint Francis University	2:16.87	SCR	
--- Kendall, Keelin	19	Central Connecticut State Univ	2:08.86	SCR	
--- Hale, Mackenzie	18	Saint Francis University	2:16.59	SCR	
--- Meyers, Nathalie	20	Liu Brooklyn Blackbirds	2:15.64	SCR	



NEC CONFERENCE SWIMMING & DIVING 2018 - 02-21-2018 to 02-24-2018

www.besmarttinc.com for heat sheets, meet results and more

Real Time Results at www.besmarttinc.com

Results

Women 100 Yard Breaststroke

2017 WINNER: 1:01.24 02-17-2017 GARBER, MADDY

CCSU

NEC Conf Rec: 1:00.01 % 02-17-2017 Maddy Garber

Central

NEC Meet Rec: 1:00.01 M 02-17-2017 Maddy Garber

Central

58.85 D1A
1:02.49 D1B

Name	Age	School	Prelim Time	Finals Time
A - Final				
1 Garber, Maddy	21	Central Connecticut State Univ	1:01.10	1:01.66 D1B
	29.07	1:01.66 (32.59)		
2 Gregoire, Raphaelle	19	St. Francis College (New York)	1:02.35	1:02.78
	29.05	1:02.78 (33.73)		
3 Lawson, Mackenzie	17	Saint Francis University	1:04.05	1:03.76
	29.92	1:03.76 (33.84)		
4 O'Neill, Erin	19	Saint Francis University	1:04.28	1:03.98
	30.21	1:03.98 (33.77)		
5 Wong, Heather	17	Bryant University	1:04.48	1:04.04
	30.15	1:04.04 (33.89)		
6 Furneaux, Milly	21	Liu Brooklyn Blackbirds	1:04.93	1:04.05
	30.11	1:04.05 (33.94)		
7 Canavan, Kayleigh	19	Bryant University	1:04.41	1:04.91
	30.05	1:04.91 (34.86)		
8 Stromstedt, Fanny	21	St. Francis College (New York)	1:05.13	1:05.29
	30.65	1:05.29 (34.64)		
B - Final				
9 Higgins, Colleen	19	Wagner College	1:05.86	1:05.17
	30.48	1:05.17 (34.69)		
10 Fravel, Olivia	18	Saint Francis University	1:06.05	1:05.69
	30.88	1:05.69 (34.81)		
11 Brant, Eliza	19	Bryant University	1:05.73	1:05.79
	30.56	1:05.79 (35.23)		
12 Pusateri, Julia	19	Sacred Heart University	1:07.13	1:06.03
	31.34	1:06.03 (34.69)		
13 Milak, Lara	19	St. Francis College (New York)	1:06.15	1:06.22
	30.81	1:06.22 (35.41)		
14 D'Allegro, Jenna	18	Wagner College	1:06.66	1:06.28
	30.97	1:06.28 (35.31)		
15 Toth, Kristen		Saint Francis University	1:06.36	1:06.57
	30.79	1:06.57 (35.78)		
16 Poole, Jessica	21	Sacred Heart University	1:06.50	1:06.59
	31.28	1:06.59 (35.31)		
C - Final				
17 D'Allegro, Michelle	18	Wagner College	1:07.34	1:06.72
	31.30	1:06.72 (35.42)		
18 Carrigan, Mads	20	Liu Brooklyn Blackbirds	1:07.65	1:07.13
	31.42	1:07.13 (35.71)		
19 Vernon, Avery	18	Liu Brooklyn Blackbirds	1:07.35	1:07.20
	31.94	1:07.20 (35.26)		
20 Fredricks, Grace	19	Central Connecticut State Univ	1:07.41	1:07.26
	31.41	1:07.26 (35.85)		
21 Gullickson, Lauren	20	Mount Saint Mary's	1:08.42	1:07.77
	31.88	1:07.77 (35.89)		



NEC CONFERENCE SWIMMING & DIVING 2018 - 02-21-2018 to 02-24-2018

www.besmarttinc.com for heat sheets, meet results and more

Real Time Results at www.besmarttinc.com

Results

C - Final ... (Women 100 Yard Breaststroke)

Name	Age	School	Prelim Time	Finals Time
22 Felos, Alyssa	20	Mount Saint Mary's	1:08.27	1:08.72
	32.19	1:08.72 (36.53)		
--- Marjamaa, Sidney	18	Wagner College	1:06.95	X1:06.97
	31.44	1:06.97 (35.53)		
--- Delore, Maddy	18	Wagner College	1:09.37	X1:08.73
	32.07	1:08.73 (36.66)		



NEC CONFERENCE SWIMMING & DIVING 2018 - 02-21-2018 to 02-24-2018

www.besmarttinc.com for heat sheets, meet results and more

Real Time Results at www.besmarttinc.com

Results

Women 100 Yard Breaststroke

2017 WINNER: 1:01.24 02-17-2017 GARBER, MADDY

CCSU

NEC Conf Rec: 1:00.01 % 02-17-2017 Maddy Garber

Central

NEC Meet Rec: 1:00.01 M 02-17-2017 Maddy Garber

Central

58.85 D1A

1:02.49 D1B

Name	Age	School	Seed Time	Prelim Time	
Preliminaries					
1 Garber, Maddy	21	Central Connecticut State Univ	1:02.24	1:01.10	qD1B
	28.83	1:01.10 (32.27)			
2 Gregoire, Raphaelle	19	St. Francis College (New York)	1:02.05	1:02.35	qD1B
	28.79	1:02.35 (33.56)			
3 Lawson, Mackenzie	17	Saint Francis University	1:07.03	1:04.05	q
	30.15	1:04.05 (33.90)			
4 O'Neill, Erin	19	Saint Francis University	1:07.01	1:04.28	q
	30.02	1:04.28 (34.26)			
5 Canavan, Kayleigh	19	Bryant University	1:07.37	1:04.41	q
	29.74	1:04.41 (34.67)			
6 Wong, Heather	17	Bryant University	1:06.98	1:04.48	q
	30.47	1:04.48 (34.01)			
7 Furneaux, Milly	21	Liu Brooklyn Blackbirds	1:02.67	1:04.93	q
	30.35	1:04.93 (34.58)			
8 Stromstedt, Fanny	21	St. Francis College (New York)	1:05.42	1:05.13	q
	30.29	1:05.13 (34.84)			
9 Brant, Eliza	19	Bryant University	1:07.44	1:05.73	q
	30.55	1:05.73 (35.18)			
10 Higgins, Colleen	19	Wagner College	1:06.06	1:05.86	q
	30.55	1:05.86 (35.31)			
11 Fravel, Olivia	18	Saint Francis University	1:07.98	1:06.05	q
	31.37	1:06.05 (34.68)			
12 Milak, Lara	19	St. Francis College (New York)	1:06.68	1:06.15	q
	30.87	1:06.15 (35.28)			
13 Toth, Kristen		Saint Francis University	1:10.12	1:06.36	q
	31.04	1:06.36 (35.32)			
14 Poole, Jessica	21	Sacred Heart University	1:06.82	1:06.50	q
	31.38	1:06.50 (35.12)			
15 D'Allegro, Jenna	18	Wagner College	1:07.64	1:06.66	q
	31.13	1:06.66 (35.53)			
16 Pusateri, Julia	19	Sacred Heart University	1:07.80	1:07.13	q
	31.57	1:07.13 (35.56)			
17 D'Allegro, Michelle	18	Wagner College	1:06.25	1:07.34	q
	30.90	1:07.34 (36.44)			
18 Vernon, Avery	18	Liu Brooklyn Blackbirds	1:07.82	1:07.35	q
	31.42	1:07.35 (35.93)			
19 Fredricks, Grace	19	Central Connecticut State Univ	1:09.67	1:07.41	q
	31.45	1:07.41 (35.96)			
20 Carrigan, Mads	20	Liu Brooklyn Blackbirds	1:06.43	1:07.65	q
	31.50	1:07.65 (36.15)			
21 Felos, Alyssa	20	Mount Saint Mary's	1:07.46	1:08.27	q
	31.99	1:08.27 (36.28)			
22 Eastman, Kelsey	19	Wagner College	1:08.88	1:08.30	q
	31.63	1:08.30 (36.67)			



NEC CONFERENCE SWIMMING & DIVING 2018 - 02-21-2018 to 02-24-2018

www.besmarttinc.com for heat sheets, meet results and more

Real Time Results at www.besmarttinc.com

Results

Preliminaries ... (Women 100 Yard Breaststroke)

	Name	Age	School	Seed Time	Prelim Time	
23	Gullickson, Lauren	20	Mount Saint Mary's	1:08.62	1:08.42	q
	31.84	1:08.42	(36.58)			
24	Rizzo, Brianna	19	Mount Saint Mary's	1:09.43	1:09.69	q
	32.09	1:09.69	(37.60)			
25	Montevideo, Hunter	21	Mount Saint Mary's	1:13.57	1:11.72	
	33.22	1:11.72	(38.50)			
26	Won, Je Moon	22	Mount Saint Mary's	1:13.79	1:12.75	
	33.96	1:12.75	(38.79)			
27	Chin, Danielle	20	St. Francis College (New York)	1:19.98	1:19.66	
	38.38	1:19.66	(41.28)			
---	Marjamaa, Sidney	18	Wagner College	1:07.36	X1:06.95	
	31.20	1:06.95	(35.75)			
---	Delore, Maddy	18	Wagner College	1:09.30	X1:09.37	
	32.47	1:09.37	(36.90)			
---	Hutchins, Abbie	18	Saint Francis University	1:16.18	X1:10.24	
	32.99	1:10.24	(37.25)			
---	Russo, Renee	21	Sacred Heart University	1:12.65	X1:10.95	
	32.87	1:10.95	(38.08)			
---	Marks, Kasey	21	Saint Francis University	1:15.57	X1:14.38	
	35.34	1:14.38	(39.04)			
---	Henry, Dee	21	Sacred Heart University	1:15.67	X1:16.43	
	36.11	1:16.43	(40.32)			
---	Maercklein, Erika	19	Central Connecticut State Univ	1:05.95	DFS	
---	Vega, Briana	20	Liu Brooklyn Blackbirds	1:08.53	SCR	
---	O'Connor, Katelyn	18	Saint Francis University	1:09.78	SCR	



NEC CONFERENCE SWIMMING & DIVING 2018 - 02-21-2018 to 02-24-2018

www.besmarttinc.com for heat sheets, meet results and more

Real Time Results at www.besmarttinc.com

Results

Women 200 Yard Breaststroke

2017 WINNER: 2:13.49 02-18-2017 GARGBER, MADDY CCSU
 NEC Conf Rec: 2:13.35 % 02-18-2017 Maddy Garber Central
 NEC Meet Rec: 2:13.35 M 02-18-2017 Maddy Garber Central
 2:07.18 D1A
 2:15.99 D1B

Name	Age	School	Prelim Time	Finals Time
A - Final				
1 Garber, Maddy	21	Central Connecticut State Univ	2:17.21	2:15.42 D1B
	30.39	1:04.08 (33.69)	1:39.61 (35.53)	2:15.42 (35.81)
2 Lawson, Mackenzie	17	Saint Francis University	2:20.92	2:17.91
	31.55	1:06.57 (35.02)	1:42.13 (35.56)	2:17.91 (35.78)
3 Wong, Heather	17	Bryant University	2:21.13	2:18.18
	31.05	1:05.59 (34.54)	1:41.43 (35.84)	2:18.18 (36.75)
4 Gregoire, Raphaelle	19	St. Francis College (New York)	2:20.97	2:19.83
	30.77	1:05.98 (35.21)	1:42.79 (36.81)	2:19.83 (37.04)
5 Canavan, Kayleigh	19	Bryant University	2:21.91	2:21.35
	30.71	1:05.88 (35.17)	1:42.41 (36.53)	2:21.35 (38.94)
6 Brant, Eliza	19	Bryant University	2:23.10	2:21.47
	31.18	1:07.20 (36.02)	1:44.16 (36.96)	2:21.47 (37.31)
7 Regan, Grace	18	Central Connecticut State Univ	2:22.30	2:23.08
	31.74	1:08.25 (36.51)	1:45.52 (37.27)	2:23.08 (37.56)
8 O'Neill, Erin	19	Saint Francis University	2:22.76	2:23.31
	31.42	1:07.11 (35.69)	1:44.64 (37.53)	2:23.31 (38.67)
B - Final				
9 Stromstedt, Fanny	21	St. Francis College (New York)	2:23.22	2:21.88
	32.49	1:08.36 (35.87)	1:44.48 (36.12)	2:21.88 (37.40)
10 Milak, Lara	19	St. Francis College (New York)	2:24.10	2:23.14
	31.40	1:06.98 (35.58)	1:44.67 (37.69)	2:23.14 (38.47)
11 Kendall, Keelin	19	Central Connecticut State Univ	2:27.52	2:23.25
	32.21	1:08.60 (36.39)	1:45.84 (37.24)	2:23.25 (37.41)
12 Poole, Jessica	21	Sacred Heart University	2:25.33	2:23.79
	31.90	1:08.56 (36.66)	1:45.81 (37.25)	2:23.79 (37.98)
13 Mulcahy, Kaitlyn	19	Wagner College	2:23.96	2:25.16
	32.44	1:08.92 (36.48)	1:46.58 (37.66)	2:25.16 (38.58)
14 Furneaux, Milly	21	Liu Brooklyn Blackbirds	2:26.50	2:26.14
	31.66	1:07.89 (36.23)	1:46.23 (38.34)	2:26.14 (39.91)
15 D'Allegro, Jenna	18	Wagner College	2:23.21	2:26.96
	32.36	1:09.10 (36.74)	1:47.68 (38.58)	2:26.96 (39.28)
--- Higgins, Colleen	19	Wagner College	2:25.24	DQ
	32.53	1:09.72 (37.19)	1:48.52 (38.80)	DQ (39.18)
C - Final				
17 Fravel, Olivia	18	Saint Francis University	2:27.82	2:22.84
	31.68	1:06.79 (35.11)	1:44.45 (37.66)	2:22.84 (38.39)
18 Vernon, Avery	18	Liu Brooklyn Blackbirds	2:27.85	2:25.50
	32.19	1:09.28 (37.09)	1:47.07 (37.79)	2:25.50 (38.43)
19 Pusateri, Julia	19	Sacred Heart University	2:30.33	2:27.48
	33.60	1:11.59 (37.99)	1:50.56 (38.97)	2:27.48 (36.92)
20 Carrigan, Mads	20	Liu Brooklyn Blackbirds	2:29.10	2:27.66
	33.13	1:10.88 (37.75)	1:49.21 (38.33)	2:27.66 (38.45)
21 Fredricks, Grace	19	Central Connecticut State Univ	2:28.29	2:28.71
	32.66	1:10.52 (37.86)	1:48.84 (38.32)	2:28.71 (39.87)



NEC CONFERENCE SWIMMING & DIVING 2018 - 02-21-2018 to 02-24-2018

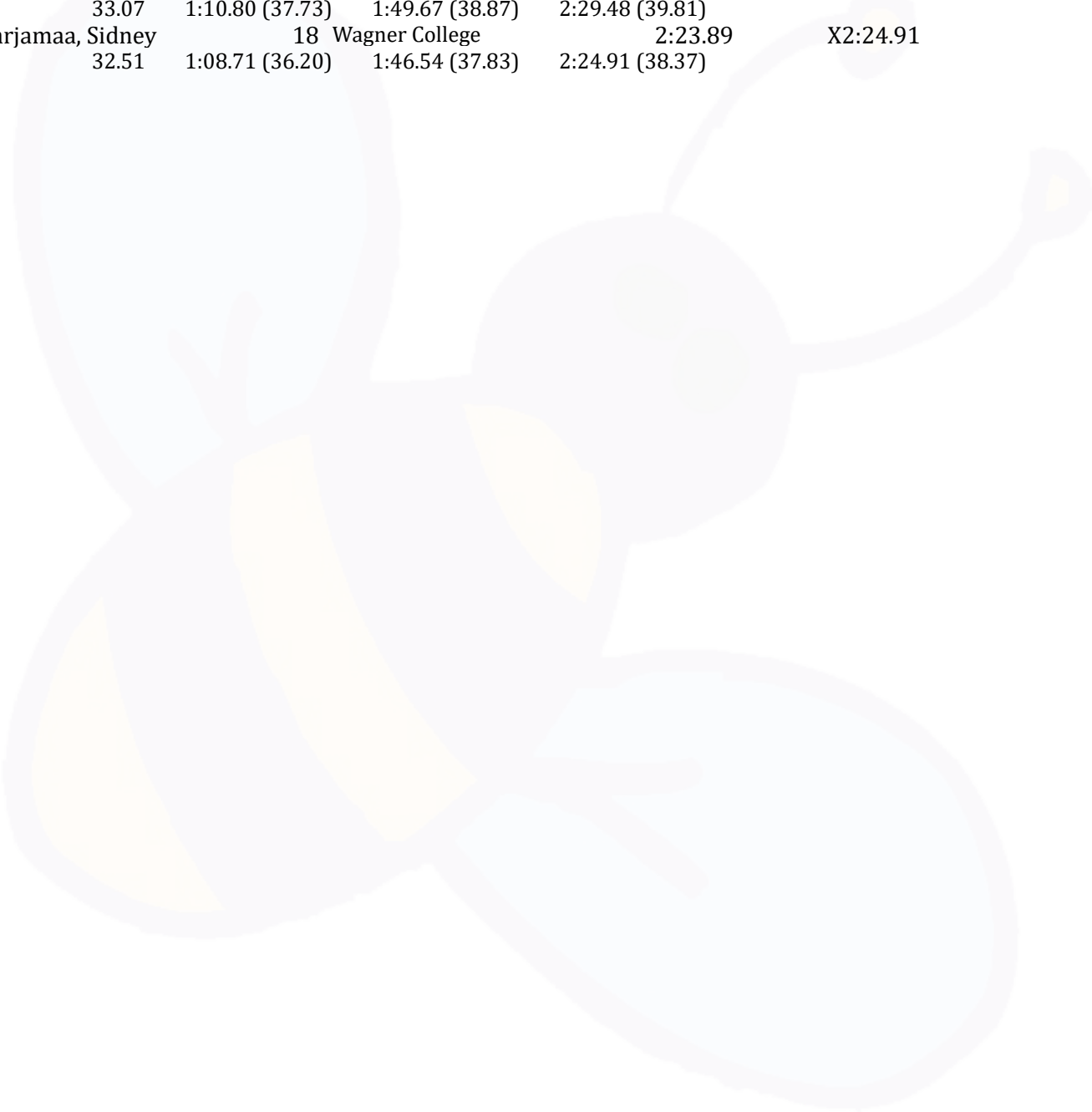
www.besmarttinc.com for heat sheets, meet results and more

Real Time Results at www.besmarttinc.com

Results

C - Final ... (Women 200 Yard Breaststroke)

Name	Age	School	Prelim Time	Finals Time
22 Felos, Alyssa	20	Mount Saint Mary's	2:27.87	2:29.02
33.86	1:11.72 (37.86)	1:49.85 (38.13)	2:29.02 (39.17)	
23 Gullickson, Lauren	20	Mount Saint Mary's	2:30.08	2:29.48
33.07	1:10.80 (37.73)	1:49.67 (38.87)	2:29.48 (39.81)	
--- Marjamaa, Sidney	18	Wagner College	2:23.89	X2:24.91
32.51	1:08.71 (36.20)	1:46.54 (37.83)	2:24.91 (38.37)	





NEC CONFERENCE SWIMMING & DIVING 2018 - 02-21-2018 to 02-24-2018

www.besmarttinc.com for heat sheets, meet results and more

Real Time Results at www.besmarttinc.com

Results

Women 200 Yard Breaststroke

2017 WINNER: 2:13.49 02-18-2017 GARGBER, MADDY

NEC Conf Rec: 2:13.35 % 02-18-2017 Maddy Garber

NEC Meet Rec: 2:13.35 M 02-18-2017 Maddy Garber

CCSU

Central

Central

2:07.18 D1A

2:15.99 D1B

Name	Age	School	Seed Time	Prelim Time	
Preliminaries					
1 Garber, Maddy	21	Central Connecticut State Univ	2:16.13	2:17.21	q
	30.38	1:04.66 (34.28)	1:40.78 (36.12)	2:17.21 (36.43)	
2 Lawson, Mackenzie	17	Saint Francis University	2:27.15	2:20.92	q
	31.89	1:07.24 (35.35)	1:43.71 (36.47)	2:20.92 (37.21)	
3 Gregoire, Raphaelle	19	St. Francis College (New York)	2:21.66	2:20.97	q
	31.27	1:07.79 (36.52)	1:45.25 (37.46)	2:20.97 (35.72)	
4 Wong, Heather	17	Bryant University	2:26.29	2:21.13	q
	31.38	1:06.68 (35.30)	1:43.25 (36.57)	2:21.13 (37.88)	
5 Canavan, Kayleigh	19	Bryant University	2:26.66	2:21.91	q
	31.03	1:06.00 (34.97)	1:43.49 (37.49)	2:21.91 (38.42)	
6 Regan, Grace	18	Central Connecticut State Univ	2:22.79	2:22.30	q
	31.88	1:08.20 (36.32)	1:45.49 (37.29)	2:22.30 (36.81)	
7 O'Neill, Erin	19	Saint Francis University	2:28.56	2:22.76	q
	30.95	1:06.20 (35.25)	1:43.80 (37.60)	2:22.76 (38.96)	
8 Brant, Eliza	19	Bryant University	2:25.87	2:23.10	q
	30.92	1:06.52 (35.60)	1:43.94 (37.42)	2:23.10 (39.16)	
9 D'Allegro, Jenna	18	Wagner College	2:25.24	2:23.21	q
	31.92	1:07.40 (35.48)	1:44.67 (37.27)	2:23.21 (38.54)	
10 Stromstedt, Fanny	21	St. Francis College (New York)	2:22.70	2:23.22	q
	31.63	1:06.94 (35.31)	1:44.77 (37.83)	2:23.22 (38.45)	
11 Mulcahy, Kaitlyn	19	Wagner College	2:23.99	2:23.96	q
	32.53	1:08.83 (36.30)	1:45.85 (37.02)	2:23.96 (38.11)	
12 Milak, Lara	19	St. Francis College (New York)	2:26.40	2:24.10	q
	31.40	1:07.26 (35.86)	1:45.23 (37.97)	2:24.10 (38.87)	
13 Higgins, Colleen	19	Wagner College	2:26.38	2:25.24	q
	31.96	1:08.35 (36.39)	1:46.69 (38.34)	2:25.24 (38.55)	
14 Poole, Jessica	21	Sacred Heart University	2:28.79	2:25.33	q
	32.26	1:08.07 (35.81)	1:46.16 (38.09)	2:25.33 (39.17)	
15 Furneaux, Milly	21	Liu Brooklyn Blackbirds	2:19.44	2:26.50	q
	31.77	1:08.30 (36.53)	1:46.53 (38.23)	2:26.50 (39.97)	
16 Kendall, Keelin	19	Central Connecticut State Univ	2:29.84	2:27.52	q
	33.45	1:10.49 (37.04)	1:48.71 (38.22)	2:27.52 (38.81)	
17 Fravel, Olivia	18	Saint Francis University	2:30.61	2:27.82	q
	33.32	1:11.15 (37.83)	1:50.00 (38.85)	2:27.82 (37.82)	
18 Vernon, Avery	18	Liu Brooklyn Blackbirds	2:29.52	2:27.85	q
	32.88	1:09.74 (36.86)	1:48.08 (38.34)	2:27.85 (39.77)	
19 Felos, Alyssa	20	Mount Saint Mary's	2:26.47	2:27.87	q
	33.25	1:09.64 (36.39)	1:47.66 (38.02)	2:27.87 (40.21)	
20 Fredricks, Grace	19	Central Connecticut State Univ	2:33.01	2:28.29	q
	32.28	1:09.81 (37.53)	1:48.64 (38.83)	2:28.29 (39.65)	
21 Carrigan, Mads	20	Liu Brooklyn Blackbirds	2:31.03	2:29.10	q
	33.12	1:10.93 (37.81)	1:50.03 (39.10)	2:29.10 (39.07)	
22 Gullickson, Lauren	20	Mount Saint Mary's	2:30.00	2:30.08	q
	33.54	1:11.33 (37.79)	1:50.20 (38.87)	2:30.08 (39.88)	



NEC CONFERENCE SWIMMING & DIVING 2018 - 02-21-2018 to 02-24-2018

www.besmarttinc.com for heat sheets, meet results and more

Real Time Results at www.besmarttinc.com

Results

Preliminaries ... (Women 200 Yard Breaststroke)

Name	Age	School	Seed Time	Prelim Time	
23 Pusateri, Julia	19	Sacred Heart University	2:29.94	2:30.33	q
	33.21	1:11.11 (37.90) 1:50.70 (39.59)	2:30.33 (39.63)		
24 Lacoste, Juliette	21	Mount Saint Mary's	2:32.28	2:32.07	q
	34.65	1:12.76 (38.11) 1:52.14 (39.38)	2:32.07 (39.93)		
25 D'Allegro, Michelle	18	Wagner College	2:22.12	2:33.55	
	33.90	1:13.03 (39.13) 1:53.81 (40.78)	2:33.55 (39.74)		
26 Montevideo, Hunter	21	Mount Saint Mary's	2:40.83	2:35.93	
	35.04	1:13.62 (38.58) 1:53.53 (39.91)	2:35.93 (42.40)		
27 Rizzo, Brianna	19	Mount Saint Mary's	2:33.84	2:36.72	
	34.87	1:14.99 (40.12) 1:55.49 (40.50)	2:36.72 (41.23)		
28 Hensal, Sarah	19	Sacred Heart University	2:36.18	2:38.40	
	34.61	1:14.33 (39.72) 1:56.06 (41.73)	2:38.40 (42.34)		
--- Marjamaa, Sidney	18	Wagner College	2:24.38	X2:23.89	
	32.12	1:07.97 (35.85) 1:45.36 (37.39)	2:23.89 (38.53)		
--- Russo, Renee	21	Sacred Heart University	2:40.99	X2:37.00	
	34.16	1:13.74 (39.58) 1:54.62 (40.88)	2:37.00 (42.38)		
--- Hutchins, Abbie	18	Saint Francis University	2:43.62	X2:38.31	
	34.81	1:15.03 (40.22) 1:56.78 (41.75)	2:38.31 (41.53)		
--- Henry, Dee	21	Sacred Heart University	2:48.69	X2:46.69	
	36.89	1:19.26 (42.37) 2:03.01 (43.75)	2:46.69 (43.68)		
--- O'Connor, Katelyn	18	Saint Francis University	2:31.50	SCR	
--- Toth, Kristen		Saint Francis University	2:31.23	SCR	
--- Heim, Alexandra	18	Bryant University	2:35.37	SCR	
--- Karell, Emma	23	Saint Francis University	2:26.49	SCR	
--- Cronshaw, Emelia	18	Saint Francis University	2:35.19	SCR	
--- Marks, Kasey	21	Saint Francis University	2:41.99	SCR	
--- Patrick, Laura		Saint Francis University	2:31.31	SCR	
--- Morse, Natalie	18	Wagner College	2:25.20	SCR	



NEC CONFERENCE SWIMMING & DIVING 2018 - 02-21-2018 to 02-24-2018

www.besmarttinc.com for heat sheets, meet results and more

Real Time Results at www.besmarttinc.com

Results

Women 100 Yard Butterfly

2017 WINNER: 55.32 02-17-2017 JEFFERIES, DANIELLE LIUB
 NEC Conf Rec: 54.07 % 02-13-2009 Jessica Hart Wagner
 NEC Meet Rec: 53.69 M 02-23-2018 Elin Svard Bryant U
 51.19 D1A
 54.49 D1B

Name	Age	School	Prelim Time	Finals Time
A - Final				
1 Svard, Elin	19	Bryant University	54.89	53.69 M D1B
	24.67	53.69 (29.02)		
2 Bowman, Sabrina		Saint Francis University	55.07	54.77
	25.31	54.77 (29.46)		
3 Rivera, Alexa	18	Bryant University	56.31	55.97
	26.16	55.97 (29.81)		
4 Gustafsson, Andrea	20	Wagner College	56.37	56.04
	25.91	56.04 (30.13)		
5 Alcalá Welter, Domenica	20	Bryant University	56.70	56.72
	26.08	56.72 (30.64)		
6 Rupp, Jessica	18	Saint Francis University	57.38	56.98
	26.92	56.98 (30.06)		
7 Tiberino, Alicia	21	Saint Francis University	57.12	57.29
	26.82	57.29 (30.47)		
8 Lacroix-Moreau, Noemie	20	Liu Brooklyn Blackbirds	57.43	57.74
	26.97	57.74 (30.77)		
B - Final				
9 Peter, Emily	18	Sacred Heart University	58.08	57.48
	26.81	57.48 (30.67)		
10 Rudis, Nikole	20	Sacred Heart University	58.39	57.64
	26.65	57.64 (30.99)		
11 Nguyen, Camille	17	Saint Francis University	59.00	58.33
	27.44	58.33 (30.89)		
12 Whitman, Juliet	18	Mount Saint Mary's	58.80	58.98
	27.68	58.98 (31.30)		
13 Dye, Caitlin	20	Bryant University	59.20	59.55
	27.66	59.55 (31.89)		
14 Villagran, Valeria	16	Mount Saint Mary's	59.50	59.58
	27.87	59.58 (31.71)		
15 Maxwell, Fiona	18	Sacred Heart University	59.12	1:00.18
	27.68	1:00.18 (32.50)		
16 Vopalensky, Erin	17	Mount Saint Mary's	59.36	1:00.27
	28.19	1:00.27 (32.08)		
C - Final				
17 Juris, Alyssa	18	Liu Brooklyn Blackbirds	1:00.18	1:00.01
	29.28	1:00.01 (30.73)		
18 Vaughan, Bridget	21	Mount Saint Mary's	1:00.89	1:00.27
	28.48	1:00.27 (31.79)		
--- Finn, Erin	21	Wagner College	58.27	X56.97
	27.11	56.97 (29.86)		
--- Chiu, Megan	17	Wagner College	57.61	X57.26
	26.56	57.26 (30.70)		
--- Coats, Jessica	18	Wagner College	1:00.86	X1:00.83
	28.66	1:00.83 (32.17)		



NEC CONFERENCE SWIMMING & DIVING 2018 - 02-21-2018 to 02-24-2018

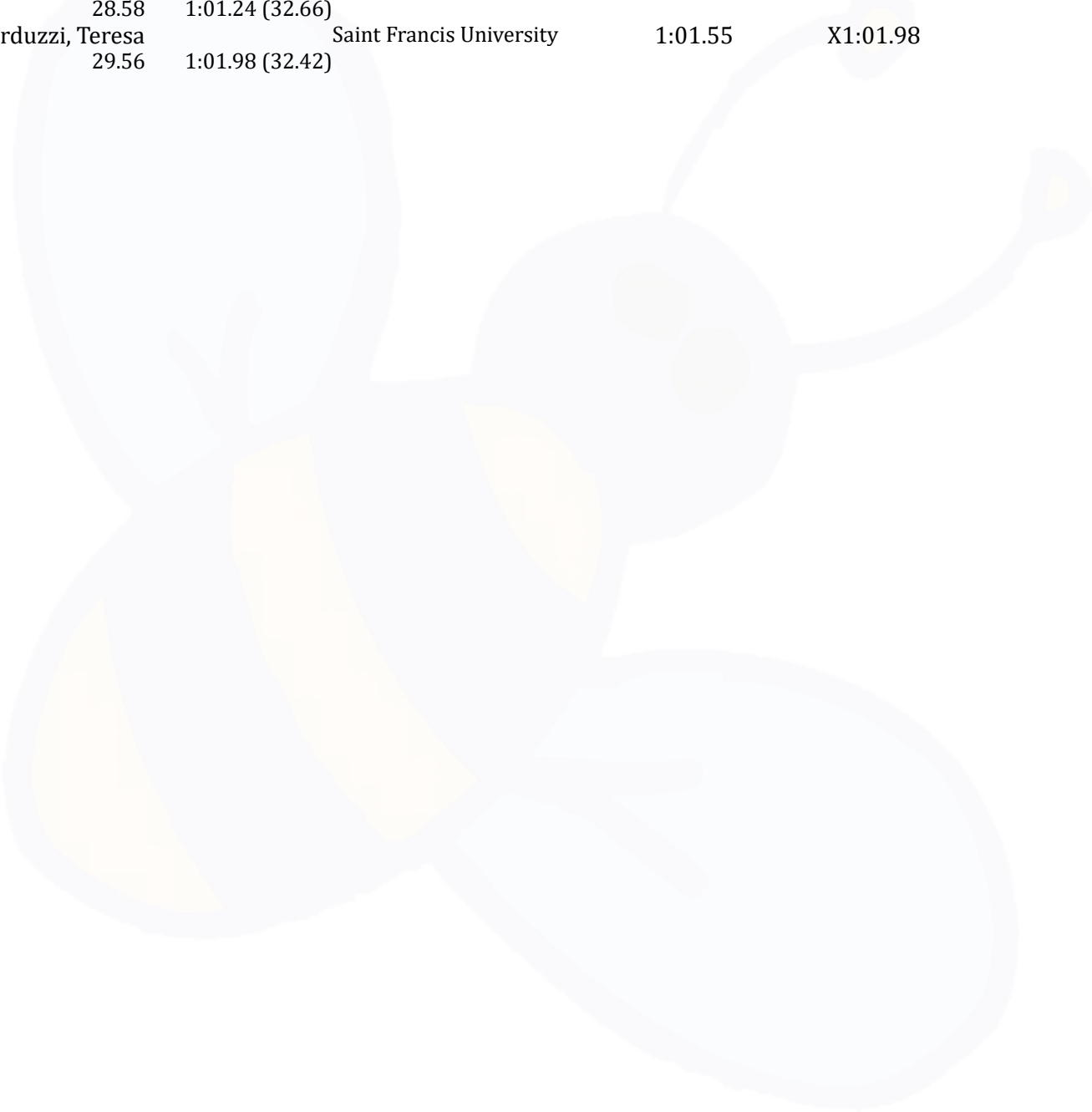
www.besmarttinc.com for heat sheets, meet results and more

Real Time Results at www.besmarttinc.com

Results

C - Final ... (Women 100 Yard Butterfly)

Name	Age	School	Prelim Time	Finals Time
--- Anderson, Emily		Saint Francis University	1:01.36	X1:01.19
28.72	1:01.19 (32.47)			
--- Jeremiah, Brianna	17	Wagner College	1:01.53	X1:01.24
28.58	1:01.24 (32.66)			
--- Narduzzi, Teresa		Saint Francis University	1:01.55	X1:01.98
29.56	1:01.98 (32.42)			





NEC CONFERENCE SWIMMING & DIVING 2018 - 02-21-2018 to 02-24-2018

www.besmarttinc.com for heat sheets, meet results and more

Real Time Results at www.besmarttinc.com

Results

Women 100 Yard Butterfly

2017 WINNER: 55.32 02-17-2017 JEFFERIES, DANIELLE LIUB
 NEC Conf Rec: 54.07 % 02-13-2009 Jessica Hart Wagner
 NEC Meet Rec: 53.69 M 02-23-2018 Elin Svard Bryant U
 51.19 D1A
 54.49 D1B

Name	Age	School	Seed Time	Prelim Time	
Preliminaries					
1 Svard, Elin	19	Bryant University	56.10	54.89	q
	25.43	54.89 (29.46)			
2 Bowman, Sabrina		Saint Francis University	57.05	55.07	q
	25.62	55.07 (29.45)			
3 Rivera, Alexa	18	Bryant University	56.99	56.31	q
	26.08	56.31 (30.23)			
4 Gustafsson, Andrea	20	Wagner College	56.50	56.37	q
	25.83	56.37 (30.54)			
5 Alcalá Welter, Domenica	20	Bryant University	57.41	56.70	q
	26.07	56.70 (30.63)			
6 Tiberino, Alicia	21	Saint Francis University	1:00.73	57.12	q
	26.63	57.12 (30.49)			
7 Rupp, Jessica	18	Saint Francis University	59.94	57.38	q
	27.01	57.38 (30.37)			
8 Lacroix-Moreau, Noemie	20	Liu Brooklyn Blackbirds	1:00.04	57.43	q
	26.87	57.43 (30.56)			
9 Peter, Emily	18	Sacred Heart University	58.19	58.08	q
	26.67	58.08 (31.41)			
10 Rudis, Nikole	20	Sacred Heart University	59.83	58.39	q
	27.08	58.39 (31.31)			
11 Whitman, Juliet	18	Mount Saint Mary's	59.22	58.80	q
	27.51	58.80 (31.29)			
12 Nguyen, Camille	17	Saint Francis University	1:01.53	59.00	q
	28.00	59.00 (31.00)			
13 Maxwell, Fiona	18	Sacred Heart University	58.63	59.12	q
	27.30	59.12 (31.82)			
14 Dye, Caitlin	20	Bryant University	1:00.60	59.20	q
	27.31	59.20 (31.89)			
15 Vopalensky, Erin	17	Mount Saint Mary's	1:01.85	59.36	q
	27.90	59.36 (31.46)			
16 Villagran, Valeria	16	Mount Saint Mary's	1:01.87	59.50	q
	27.34	59.50 (32.16)			
17 Juris, Alyssa	18	Liu Brooklyn Blackbirds	1:01.62	1:00.18	q
	28.17	1:00.18 (32.01)			
18 Eastman, Kelsey	19	Wagner College	59.83	1:00.70	q
	26.93	1:00.70 (33.77)			
19 Vaughan, Bridget	21	Mount Saint Mary's	1:00.78	1:00.89	q
	27.89	1:00.89 (33.00)			
20 Fravel, Olivia	18	Saint Francis University	1:01.81	1:01.21	q
	28.06	1:01.21 (33.15)			
21 Passaro, Lizanne	18	Mount Saint Mary's	1:01.81	1:01.59	q
	28.58	1:01.59 (33.01)			
22 Bertoni, Meredith	20	Sacred Heart University	1:02.17	1:01.70	q
	28.78	1:01.70 (32.92)			



NEC CONFERENCE SWIMMING & DIVING 2018 - 02-21-2018 to 02-24-2018

www.besmarttinc.com for heat sheets, meet results and more

Real Time Results at www.besmarttinc.com

Results

Preliminaries ... (Women 100 Yard Butterfly)

	Name	Age	School	Seed Time	Prelim Time	
23	Brown, Erin	17	Central Connecticut State Univ	1:06.88	1:01.74	q
	28.19		1:01.74 (33.55)			
24	Milne, Luna	21	Central Connecticut State Univ	1:03.04	1:01.96	q
	28.96		1:01.96 (33.00)			
25	McMenemy, Dorian	20	Wagner College	1:02.88	1:02.15	
	27.40		1:02.15 (34.75)			
26	Kelly, Alex	21	Mount Saint Mary's	1:04.83	1:03.34	
	28.92		1:03.34 (34.42)			
27	Olivares, Julia	19	St. Francis College (New York)	1:06.97	1:06.74	
	30.87		1:06.74 (35.87)			
---	Chiu, Megan	17	Wagner College	57.77	X57.61	
	26.68		57.61 (30.93)			
---	Finn, Erin	21	Wagner College	57.52	X58.27	
	27.36		58.27 (30.91)			
---	Coats, Jessica	18	Wagner College	1:02.50	X1:00.86	
	28.31		1:00.86 (32.55)			
---	Anderson, Emily		Saint Francis University	1:04.93	X1:01.36	
	27.19		1:01.36 (34.17)			
---	Jeremiah, Brianna	17	Wagner College	1:02.88	X1:01.53	
	28.91		1:01.53 (32.62)			
---	Narduzzi, Teresa		Saint Francis University	1:03.54	X1:01.55	
	28.38		1:01.55 (33.17)			
---	Chin, Danielle	20	St. Francis College (New York)	1:08.84	X1:08.62	
	32.08		1:08.62 (36.54)			
---	Kegley, Ashley	20	Mount Saint Mary's	1:22.00	XDQ	
	35.85		DQ (42.98)			
---	Veenstra, Meghan	18	Bryant University	58.62	SCR	
---	Pianese, Jaclyn	21	Sacred Heart University	1:05.82	SCR	
---	Barao, Kyleigh	18	Liu Brooklyn Blackbirds	1:01.93	SCR	
---	Lafferty, Katie	21	Saint Francis University	57.20	SCR	
---	Spike, Wyeth	18	Wagner College	57.88	SCR	



NEC CONFERENCE SWIMMING & DIVING 2018 - 02-21-2018 to 02-24-2018

www.besmarttinc.com for heat sheets, meet results and more

Real Time Results at www.besmarttinc.com

Results

Women 200 Yard Butterfly

2017 WINNER: 2:03.55 02-18-2017 LACROIX-MOREAU, NOEMIE LIUB
 NEC Conf Rec: 1:59.34 % 02-28-2015 Amanda Lucia Wagner
 NEC Meet Rec: 1:59.34 M 02-28-2015 Amanda Lucia Wagner
 1:53.80 D1A
 1:59.59 D1B

Name	Age	School	Prelim Time	Finals Time
A - Final				
1 Gomez, Valentina	18	Central Connecticut State Univ	2:05.03	2:02.79
	27.55	58.13 (30.58) 1:29.65 (31.52)	2:02.79 (33.14)	
2 Spike, Wyeth	18	Wagner College	2:03.46	2:03.42
	27.80	58.87 (31.07) 1:30.18 (31.31)	2:03.42 (33.24)	
3 Boston, Kelli	19	Wagner College	2:04.23	2:04.28
	27.63	59.03 (31.40) 1:31.55 (32.52)	2:04.28 (32.73)	
4 Rupp, Jessica	18	Saint Francis University	2:07.77	2:06.03
	28.62	1:00.25 (31.63) 1:32.83 (32.58)	2:06.03 (33.20)	
5 Veenstra, Meghan	18	Bryant University	2:08.32	2:06.11
	27.59	58.81 (31.22) 1:31.84 (33.03)	2:06.11 (34.27)	
6 Svard, Elin	19	Bryant University	2:05.82	2:06.19
	26.94	58.38 (31.44) 1:30.77 (32.39)	2:06.19 (35.42)	
7 Camacho, Leah	21	Wagner College	2:07.40	2:07.04
	27.62	59.47 (31.85) 1:32.78 (33.31)	2:07.04 (34.26)	
8 Karell, Emma	23	Saint Francis University	2:08.03	2:10.51
	28.68	1:01.58 (32.90) 1:35.72 (34.14)	2:10.51 (34.79)	
B - Final				
9 Alcalá Welter, Domenica	20	Bryant University	2:08.50	2:07.00
	27.64	59.24 (31.60) 1:32.43 (33.19)	2:07.00 (34.57)	
10 Rudis, Nikole	20	Sacred Heart University	2:09.48	2:07.79
	27.84	59.72 (31.88) 1:33.20 (33.48)	2:07.79 (34.59)	
11 O'Dell, Rory	20	Saint Francis University	2:10.36	2:08.44
	28.95	1:01.09 (32.14) 1:33.70 (32.61)	2:08.44 (34.74)	
12 Lacroix-Moreau, Noemie	20	Liu Brooklyn Blackbirds	2:08.73	2:10.58
	28.58	1:01.07 (32.49) 1:34.99 (33.92)	2:10.58 (35.59)	
13 Rocque, Jacquelyn	18	Saint Francis University	2:11.44	2:11.24
	29.75	1:02.69 (32.94) 1:36.97 (34.28)	2:11.24 (34.27)	
14 deTar, Magdalena	18	Mount Saint Mary's	2:13.35	2:11.74
	28.45	1:01.60 (33.15) 1:36.56 (34.96)	2:11.74 (35.18)	
15 Whitman, Juliet	18	Mount Saint Mary's	2:14.18	2:12.33
	29.93	1:02.83 (32.90) 1:37.34 (34.51)	2:12.33 (34.99)	
16 Maxwell, Fiona	18	Sacred Heart University	2:13.57	2:15.21
	28.78	1:02.10 (33.32) 1:37.74 (35.64)	2:15.21 (37.47)	
C - Final				
17 Patrick, Laura		Saint Francis University	2:16.03	2:15.60
	29.72	1:03.84 (34.12) 1:39.09 (35.25)	2:15.60 (36.51)	
18 Bertoni, Meredith	20	Sacred Heart University	2:16.79	2:15.84
	30.34	1:04.38 (34.04) 1:40.00 (35.62)	2:15.84 (35.84)	
19 Milne, Luna	21	Central Connecticut State Univ	2:17.29	2:16.50
	30.15	1:04.24 (34.09) 1:39.90 (35.66)	2:16.50 (36.60)	
20 Passaro, Lizanne	18	Mount Saint Mary's	2:19.41	2:18.69
	30.37	1:04.77 (34.40) 1:41.42 (36.65)	2:18.69 (37.27)	
21 Vopalensky, Erin	17	Mount Saint Mary's	2:20.87	2:19.09
	29.98	1:04.65 (34.67) 1:41.23 (36.58)	2:19.09 (37.86)	



NEC CONFERENCE SWIMMING & DIVING 2018 - 02-21-2018 to 02-24-2018

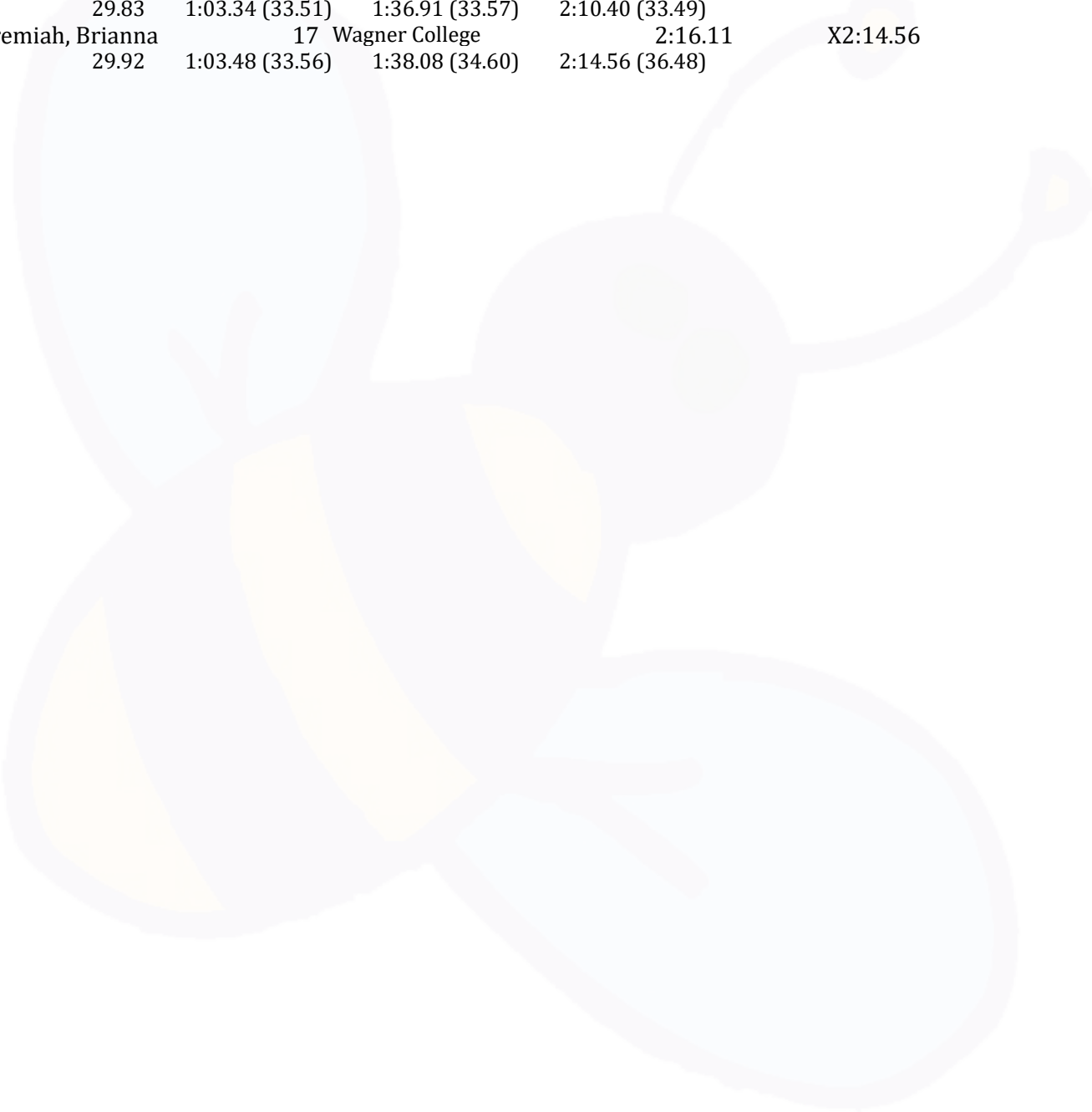
www.besmarttinc.com for heat sheets, meet results and more

Real Time Results at www.besmarttinc.com

Results

C - Final ... (Women 200 Yard Butterfly)

Name	Age	School	Prelim Time	Finals Time
--- Chiu, Megan	17	Wagner College	2:10.98	X2:10.15
28.85	1:02.17 (33.32)	1:35.31 (33.14)	2:10.15 (34.84)	
--- Morse, Natalie	18	Wagner College	2:09.89	X2:10.40
29.83	1:03.34 (33.51)	1:36.91 (33.57)	2:10.40 (33.49)	
--- Jeremiah, Brianna	17	Wagner College	2:16.11	X2:14.56
29.92	1:03.48 (33.56)	1:38.08 (34.60)	2:14.56 (36.48)	





NEC CONFERENCE SWIMMING & DIVING 2018 - 02-21-2018 to 02-24-2018

www.besmarttinc.com for heat sheets, meet results and more

Real Time Results at www.besmarttinc.com

Results

Women 200 Yard Butterfly

2017 WINNER: 2:03.55 02-18-2017 LACROIX-MOREAU, NOEMIE

LIUB

NEC Conf Rec: 1:59.34 % 02-28-2015 Amanda Lucia

Wagner

NEC Meet Rec: 1:59.34 M 02-28-2015 Amanda Lucia

Wagner

1:53.80 D1A

1:59.59 D1B

Name	Age	School	Seed Time	Prelim Time	
Preliminaries					
1 Spike, Wyeth	18	Wagner College	2:05.40	2:03.46	q
27.85	58.96 (31.11)	1:31.12 (32.16)	2:03.46 (32.34)		
2 Boston, Kelli	19	Wagner College	2:07.06	2:04.23	q
27.40	58.69 (31.29)	1:30.78 (32.09)	2:04.23 (33.45)		
3 Gomez, Valentina	18	Central Connecticut State Univ	2:05.12	2:05.03	q
27.47	58.90 (31.43)	1:31.26 (32.36)	2:05.03 (33.77)		
4 Svard, Elin	19	Bryant University	2:08.51	2:05.82	q
26.55	57.83 (31.28)	1:30.22 (32.39)	2:05.82 (35.60)		
5 Camacho, Leah	21	Wagner College	2:06.94	2:07.40	q
28.22	1:00.40 (32.18)	1:33.57 (33.17)	2:07.40 (33.83)		
6 Rupp, Jessica	18	Saint Francis University	2:12.20	2:07.77	q
28.80	1:00.68 (31.88)	1:33.70 (33.02)	2:07.77 (34.07)		
7 Karell, Emma	23	Saint Francis University	2:11.03	2:08.03	q
28.99	1:01.29 (32.30)	1:34.41 (33.12)	2:08.03 (33.62)		
8 Veenstra, Meghan	18	Bryant University	2:09.07	2:08.32	q
27.65	59.33 (31.68)	1:33.23 (33.90)	2:08.32 (35.09)		
9 Alcalá Welter, Domenica	20	Bryant University	2:05.95	2:08.50	q
27.31	59.21 (31.90)	1:33.26 (34.05)	2:08.50 (35.24)		
10 Lacroix-Moreau, Noemie	20	Liu Brooklyn Blackbirds	2:06.90	2:08.73	q
28.70	1:01.55 (32.85)	1:34.45 (32.90)	2:08.73 (34.28)		
11 Rudis, Nikole	20	Sacred Heart University	2:13.45	2:09.48	q
28.42	1:00.61 (32.19)	1:34.33 (33.72)	2:09.48 (35.15)		
12 O'Dell, Rory	20	Saint Francis University	2:13.33	2:10.36	q
28.19	59.63 (31.44)	1:32.77 (33.14)	2:10.36 (37.59)		
13 Rocque, Jacquelyn	18	Saint Francis University	2:14.19	2:11.44	q
29.83	1:02.89 (33.06)	1:36.82 (33.93)	2:11.44 (34.62)		
14 deTar, Magdalena	18	Mount Saint Mary's	NT	2:13.35	q
28.59	1:01.93 (33.34)	1:37.60 (35.67)	2:13.35 (35.75)		
15 Maxwell, Fiona	18	Sacred Heart University	2:11.37	2:13.57	q
29.51	1:03.48 (33.97)	1:38.22 (34.74)	2:13.57 (35.35)		
16 Whitman, Juliet	18	Mount Saint Mary's	2:12.73	2:14.18	q
28.78	1:01.10 (32.32)	1:36.23 (35.13)	2:14.18 (37.95)		
17 Peter, Emily	18	Sacred Heart University	2:13.20	2:14.66	q
28.74	1:02.39 (33.65)	1:38.17 (35.78)	2:14.66 (36.49)		
18 Patrick, Laura		Saint Francis University	2:19.08	2:16.03	q
29.50	1:02.80 (33.30)	1:39.62 (36.82)	2:16.03 (36.41)		
19 Bertoni, Meredith	20	Sacred Heart University	2:19.60	2:16.79	q
30.47	1:04.92 (34.45)	1:40.59 (35.67)	2:16.79 (36.20)		
20 Milne, Luna	21	Central Connecticut State Univ	2:17.39	2:17.29	q
29.68	1:03.44 (33.76)	1:39.75 (36.31)	2:17.29 (37.54)		
21 Passaro, Lizanne	18	Mount Saint Mary's	2:21.47	2:19.41	q
30.46	1:05.25 (34.79)	1:41.91 (36.66)	2:19.41 (37.50)		
22 Vopalensky, Erin	17	Mount Saint Mary's	2:24.29	2:20.87	q
29.76	1:04.74 (34.98)	1:41.83 (37.09)	2:20.87 (39.04)		



NEC CONFERENCE SWIMMING & DIVING 2018 - 02-21-2018 to 02-24-2018

www.besmarttinc.com for heat sheets, meet results and more

Real Time Results at www.besmarttinc.com

Results

Preliminaries ... (Women 200 Yard Butterfly)

Name	Age	School	Seed Time	Prelim Time
--- Morse, Natalie	18	Wagner College	2:11.04	X2:09.89
29.45	1:01.97 (32.52)	1:35.21 (33.24)	2:09.89 (34.68)	
--- Chiu, Megan	17	Wagner College	2:10.98	X2:10.98
28.57	1:01.51 (32.94)	1:35.21 (33.70)	2:10.98 (35.77)	
--- Jeremiah, Brianna	17	Wagner College	2:18.77	X2:16.11
29.74	1:03.19 (33.45)	1:39.55 (36.36)	2:16.11 (36.56)	
--- Pianese, Jaclyn	21	Sacred Heart University	2:21.04	X2:22.74
32.80	1:08.92 (36.12)	1:45.38 (36.46)	2:22.74 (37.36)	
--- Anderson, Emily		Saint Francis University	2:33.36	X2:26.58
29.73	1:06.14 (36.41)	1:44.59 (38.45)	2:26.58 (41.99)	
--- Barao, Kyleigh	18	Liu Brooklyn Blackbirds	2:09.69	SCR
--- Marks, Kasey	21	Saint Francis University	2:25.58	SCR
--- Hale, Mackenzie	18	Saint Francis University	2:16.51	SCR



NEC CONFERENCE SWIMMING & DIVING 2018 - 02-21-2018 to 02-24-2018

**www.besmarttinc.com for heat sheets, meet results and more
Real Time Results at www.besmarttinc.com**

Results

Women 200 Yard IM

2017 WINNER: 2:03.05 02-16-2017 **JEFFERIES, DANIELLE** **LIUB**
NEC Conf Rec: 2:01.88 % 02-26-2015 **Anu Nihipali** **Wagner**
NEC Meet Rec: 2:01.88 M 02-26-2015 **Anu Nihipali** **Wagner**
1:55.00 D1A
2:01.59 D1B

Name		Age	School	Prelim Time	Finals Time
A - Final					
1	Bowman, Sabrina		Saint Francis University	2:04.53	2:02.25
	25.89	57.13 (31.24)	1:33.15 (36.02)	2:02.25 (29.10)	
2	Quon, Karilyn		Saint Francis University	2:03.73	2:02.60
	26.35	56.20 (29.85)	1:33.55 (37.35)	2:02.60 (29.05)	
3	Svard, Elin	19	Bryant University	2:03.07	2:02.92
	25.60	56.42 (30.82)	1:32.72 (36.30)	2:02.92 (30.20)	
4	Spike, Wyeth	18	Wagner College	2:03.89	2:03.83
	27.17	57.80 (30.63)	1:34.81 (37.01)	2:03.83 (29.02)	
5	Peren, Amanda	18	Liu Brooklyn Blackbirds	2:06.22	2:04.35
	26.58	56.87 (30.29)	1:34.41 (37.54)	2:04.35 (29.94)	
6	Garber, Maddy	21	Central Connecticut State Univ	2:05.24	2:05.79
	27.11	59.36 (32.25)	1:34.72 (35.36)	2:05.79 (31.07)	
7	Moore, Emily	19	Wagner College	2:05.93	2:06.90
	27.25	58.37 (31.12)	1:36.85 (38.48)	2:06.90 (30.05)	
8	Boston, Kelli	19	Wagner College	2:06.74	2:08.20
	27.10	58.90 (31.80)	1:37.19 (38.29)	2:08.20 (31.01)	
B - Final					
9	Rivera, Alexa	18	Bryant University	2:07.21	2:04.00
	26.74	58.24 (31.50)	1:34.75 (36.51)	2:04.00 (29.25)	
10	Kivanc, Zeynep	19	Wagner College	2:08.24	2:05.03
	27.60	58.13 (30.53)	1:35.21 (37.08)	2:05.03 (29.82)	
11	Scifo, Alaina	19	Bryant University	2:08.18	2:07.61
	27.71	59.37 (31.66)	1:38.44 (39.07)	2:07.61 (29.17)	
12	Brant, Eliza	19	Bryant University	2:08.48	2:07.96
	28.28	1:01.26 (32.98)	1:37.75 (36.49)	2:07.96 (30.21)	
13	Toth, Kristen		Saint Francis University	2:09.71	2:09.38
	28.39	1:01.11 (32.72)	1:38.85 (37.74)	2:09.38 (30.53)	
14	Patrick, Laura		Saint Francis University	2:10.16	2:09.70
	28.05	1:01.05 (33.00)	1:38.57 (37.52)	2:09.70 (31.13)	
15	Lawson, Mackenzie	17	Saint Francis University	2:09.63	2:10.41
	28.57	1:02.72 (34.15)	1:38.46 (35.74)	2:10.41 (31.95)	
16	Wong, Heather	17	Bryant University	2:11.04	2:10.82
	28.23	1:02.65 (34.42)	1:39.21 (36.56)	2:10.82 (31.61)	
C - Final					
17	Gregoire, Raphaelle	19	St. Francis College (New York)	2:11.32	2:08.62
	28.07	1:02.19 (34.12)	1:37.34 (35.15)	2:08.62 (31.28)	
18	Poole, Jessica	21	Sacred Heart University	2:11.47	2:09.23
	27.85	1:00.94 (33.09)	1:38.24 (37.30)	2:09.23 (30.99)	
19	Veenstra, Meghan	18	Bryant University	2:11.10	2:09.44
	27.30	59.96 (32.66)	1:39.12 (39.16)	2:09.44 (30.32)	
20	Touchette-McGowan, Jeanne	19	Liu Brooklyn Blackbirds	2:11.10	2:10.42
	29.39	1:01.27 (31.88)	1:39.82 (38.55)	2:10.42 (30.60)	
21	Sokolow, Shannon	21	St. Francis College (New York)	2:11.37	2:11.46
	28.74	1:02.60 (33.86)	1:41.37 (38.77)	2:11.46 (30.09)	



NEC CONFERENCE SWIMMING & DIVING 2018 - 02-21-2018 to 02-24-2018

www.besmarttinc.com for heat sheets, meet results and moreReal Time Results at www.besmarttinc.com

Results

C - Final ... (Women 200 Yard IM)

Name	Age	School	Prelim Time	Finals Time
--- Morse, Natalie	18	Wagner College	2:11.05	X2:10.31
28.66	1:03.28 (34.62)	1:40.50 (37.22)	2:10.31 (29.81)	
--- Marjamaa, Sidney	18	Wagner College	2:10.78	X2:11.13
28.38	1:03.48 (35.10)	1:40.01 (36.53)	2:11.13 (31.12)	
--- Cronshaw, Emelia	18	Saint Francis University	2:11.85	X2:12.70
29.69	1:02.14 (32.45)	1:40.89 (38.75)	2:12.70 (31.81)	



NEC CONFERENCE SWIMMING & DIVING 2018 - 02-21-2018 to 02-24-2018

**www.besmarttinc.com for heat sheets, meet results and more
Real Time Results at www.besmarttinc.com**

Results

Women 200 Yard IM

2017 WINNER: 2:03.05 02-16-2017 **JEFFERIES, DANIELLE** **LIUB**
NEC Conf Rec: 2:01.88 % 02-26-2015 **Anu Nihipali** **Wagner**
NEC Meet Rec: 2:01.88 M 02-26-2015 **Anu Nihipali** **Wagner**
1:55.00 D1A
2:01.59 D1B

Name		Age	School	Seed Time	Prelim Time	
Preliminaries						
1	Svard, Elin	19	Bryant University	2:05.99	2:03.07	q
	25.34	56.14 (30.80)	1:32.80 (36.66)	2:03.07 (30.27)		
2	Quon, Karilyn		Saint Francis University	2:07.80	2:03.73	q
	26.72	56.82 (30.10)	1:35.20 (38.38)	2:03.73 (28.53)		
3	Spike, Wyeth	18	Wagner College	2:07.35	2:03.89	q
	26.76	57.81 (31.05)	1:34.40 (36.59)	2:03.89 (29.49)		
4	Bowman, Sabrina		Saint Francis University	2:11.87	2:04.53	q
	26.39	57.57 (31.18)	1:34.04 (36.47)	2:04.53 (30.49)		
5	Garber, Maddy	21	Central Connecticut State Univ	2:06.67	2:05.24	q
	27.31	59.86 (32.55)	1:34.74 (34.88)	2:05.24 (30.50)		
6	Moore, Emily	19	Wagner College	2:10.24	2:05.93	q
	27.30	58.07 (30.77)	1:36.34 (38.27)	2:05.93 (29.59)		
7	Peren, Amanda	18	Liu Brooklyn Blackbirds	2:07.82	2:06.22	q
	26.66	57.15 (30.49)	1:35.50 (38.35)	2:06.22 (30.72)		
8	Boston, Kelli	19	Wagner College	2:09.12	2:06.74	q
	26.59	57.89 (31.30)	1:35.56 (37.67)	2:06.74 (31.18)		
9	Rivera, Alexa	18	Bryant University	2:06.48	2:07.21	q
	26.85	57.91 (31.06)	1:36.71 (38.80)	2:07.21 (30.50)		
10	Scifo, Alaina	19	Bryant University	2:09.97	2:08.18	q
	27.85	57.89 (30.04)	1:37.49 (39.60)	2:08.18 (30.69)		
11	Kivanc, Zeynep	19	Wagner College	2:07.40	2:08.24	q
	27.17	56.84 (29.67)	1:37.13 (40.29)	2:08.24 (31.11)		
12	Brant, Eliza	19	Bryant University	2:15.19	2:08.48	q
	28.13	1:01.09 (32.96)	1:37.52 (36.43)	2:08.48 (30.96)		
13	Lawson, Mackenzie	17	Saint Francis University	2:18.40	2:09.63	q
	29.05	1:03.16 (34.11)	1:38.64 (35.48)	2:09.63 (30.99)		
14	Toth, Kristen		Saint Francis University	2:15.85	2:09.71	q
	27.99	1:00.51 (32.52)	1:38.48 (37.97)	2:09.71 (31.23)		
15	Patrick, Laura		Saint Francis University	2:16.87	2:10.16	q
	28.07	1:01.09 (33.02)	1:38.88 (37.79)	2:10.16 (31.28)		
16	Wong, Heather	17	Bryant University	2:16.13	2:11.04	q
	27.94	1:02.72 (34.78)	1:38.94 (36.22)	2:11.04 (32.10)		
*17	Veenstra, Meghan	18	Bryant University	2:10.37	2:11.10	q
	27.30	1:00.81 (33.51)	1:40.65 (39.84)	2:11.10 (30.45)		
*17	Touchette-McGowan, Jeanne	19	Liu Brooklyn Blackbirds	2:07.33	2:11.10	q
	29.38	1:01.11 (31.73)	1:40.23 (39.12)	2:11.10 (30.87)		
19	Gregoire, Raphaelle	19	St. Francis College (New York)	2:09.99	2:11.32	q
	27.51	1:01.36 (33.85)	1:39.92 (38.56)	2:11.32 (31.40)		
20	Sokolow, Shannon	21	St. Francis College (New York)	2:12.01	2:11.37	q
	28.84	1:01.66 (32.82)	1:40.84 (39.18)	2:11.37 (30.53)		
21	Kendall, Keelin	19	Central Connecticut State Univ	2:15.25	2:11.45	q
	29.47	1:02.98 (33.51)	1:40.25 (37.27)	2:11.45 (31.20)		
22	Poole, Jessica	21	Sacred Heart University	2:13.22	2:11.47	q
	27.94	1:01.77 (33.83)	1:39.93 (38.16)	2:11.47 (31.54)		



NEC CONFERENCE SWIMMING & DIVING 2018 - 02-21-2018 to 02-24-2018

www.besmarttinc.com for heat sheets, meet results and more

Real Time Results at www.besmarttinc.com

Results

Preliminaries ... (Women 200 Yard IM)

Name	Age	School	Seed Time	Prelim Time	
23 Fredricks, Grace	19	Central Connecticut State Univ	2:15.78	2:12.69	q
28.44	1:02.16 (33.72)	1:40.77 (38.61)	2:12.69 (31.92)		
24 Carrigan, Mads	20	Liu Brooklyn Blackbirds	2:12.74	2:13.98	q
28.77	1:03.10 (34.33)	1:42.71 (39.61)	2:13.98 (31.27)		
25 Stromstedt, Fanny	21	St. Francis College (New York)	2:15.72	2:14.98	
30.43	1:03.70 (33.27)	1:41.58 (37.88)	2:14.98 (33.40)		
26 Lacoste, Juliette	21	Mount Saint Mary's	2:14.92	2:15.04	
28.73	1:04.07 (35.34)	1:43.74 (39.67)	2:15.04 (31.30)		
27 Gullickson, Lauren	20	Mount Saint Mary's	2:16.69	2:15.23	
29.13	1:05.57 (36.44)	1:42.55 (36.98)	2:15.23 (32.68)		
28 D'Allegro, Michelle	18	Wagner College	2:17.45	2:16.15	
29.03	1:05.75 (36.72)	1:44.25 (38.50)	2:16.15 (31.90)		
29 Hensal, Sarah	19	Sacred Heart University	2:17.84	2:16.49	
29.07	1:04.07 (35.00)	1:43.53 (39.46)	2:16.49 (32.96)		
30 Pusateri, Julia	19	Sacred Heart University	2:18.78	2:18.04	
29.41	1:06.93 (37.52)	1:47.13 (40.20)	2:18.04 (30.91)		
31 Vopalensky, Erin	17	Mount Saint Mary's	2:21.06	2:19.94	
28.91	1:03.56 (34.65)	1:46.40 (42.84)	2:19.94 (33.54)		
32 Hawki, Jodi	18	Liu Brooklyn Blackbirds	2:33.54	2:22.28	
31.01	1:06.04 (35.03)	1:50.13 (44.09)	2:22.28 (32.15)		
33 Chin, Danielle	20	St. Francis College (New York)	2:34.24	2:35.10	
33.71	1:17.47 (43.76)	2:00.79 (43.32)	2:35.10 (34.31)		
--- Marjamaa, Sidney	18	Wagner College	2:11.92	X2:10.78	
28.21	1:02.01 (33.80)	1:38.59 (36.58)	2:10.78 (32.19)		
--- Cronshaw, Emelia	18	Saint Francis University	2:19.07	X2:11.85	
28.86	1:00.48 (31.62)	1:39.53 (39.05)	2:11.85 (32.32)		
--- Russo, Renee	21	Sacred Heart University	2:20.02	X2:18.64	
29.56	1:04.24 (34.68)	1:45.44 (41.20)	2:18.64 (33.20)		
--- Hutchins, Abbie	18	Saint Francis University	2:31.11	X2:20.89	
30.82	1:07.00 (36.18)	1:46.24 (39.24)	2:20.89 (34.65)		
--- Pianese, Jaclyn	21	Sacred Heart University	2:24.84	X2:23.67	
30.06	1:07.37 (37.31)	1:49.38 (42.01)	2:23.67 (34.29)		
--- Henry, Dee	21	Sacred Heart University	2:30.63	X2:29.03	
32.12	1:09.34 (37.22)	1:53.31 (43.97)	2:29.03 (35.72)		
--- Morse, Natalie	18	Wagner College	2:12.02	DQ	
28.13	1:02.12 (33.99)	1:39.83 (37.71)	DQ (31.22)		
--- Barao, Kyleigh	18	Liu Brooklyn Blackbirds	2:11.33	SCR	
--- Mulcahy, Kaitlyn	19	Wagner College	2:11.01	SCR	
--- Higgins, Colleen	19	Wagner College	2:12.79	SCR	
--- Karell, Emma	23	Saint Francis University	2:11.66	SCR	
--- Fravel, Olivia	18	Saint Francis University	2:17.12	SCR	
--- Alcalá Welter, Domenica	20	Bryant University	NT	SCR	
--- Daly, Marisa	19	Saint Francis University	2:14.75	SCR	



NEC CONFERENCE SWIMMING & DIVING 2018 - 02-21-2018 to 02-24-2018

**www.besmarttinc.com for heat sheets, meet results and more
Real Time Results at www.besmarttinc.com**

Results

Women 400 Yard IM

2017 WINNER: 4:23.08 02-17-2017 DEVERS, AIDAN
NEC Conf Rec: 4:21.62 % 02-27-2015 Amanda Lucia
NEC Meet Rec: 4:21.09 M 02-23-2018 Karilyn Quon
4:04.70 D1A
4:19.39 D1B

CCSU
Wagner
Saint Francis

Name		Age	School	Prelim Time	Finals Time
A - Final					
1	Quon, Karilyn		Saint Francis University	4:29.38	4:21.09M
	27.77	59.30 (31.53)	1:31.45 (32.15)	2:03.77 (32.32)	
	2:42.27 (38.50)	3:20.60 (38.33)	3:50.90 (30.30)	4:21.09 (30.19)	
2	Boston, Kelli	19	Wagner College	4:26.97	4:23.92
	27.21	58.73 (31.52)	1:32.49 (33.76)	2:05.55 (33.06)	
	2:43.99 (38.44)	3:22.50 (38.51)	3:53.66 (31.16)	4:23.92 (30.26)	
3	Camacho, Leah	21	Wagner College	4:30.34	4:27.28
	27.81	1:00.08 (32.27)	1:34.05 (33.97)	2:07.23 (33.18)	
	2:46.61 (39.38)	3:27.19 (40.58)	3:57.52 (30.33)	4:27.28 (29.76)	
4	Devers, Aidan	20	Central Connecticut State Univ	4:30.36	4:29.38
	29.16	1:02.49 (33.33)	1:35.63 (33.14)	2:07.83 (32.20)	
	2:48.13 (40.30)	3:28.50 (40.37)	3:59.44 (30.94)	4:29.38 (29.94)	
5	Kivanc, Zeynep	19	Wagner College	4:33.35	4:30.69
	27.61	1:00.15 (32.54)	1:33.66 (33.51)	2:07.47 (33.81)	
	2:47.03 (39.56)	3:28.32 (41.29)	4:00.48 (32.16)	4:30.69 (30.21)	
6	Karell, Emma	23	Saint Francis University	4:33.66	4:32.91
	28.17	1:00.50 (32.33)	1:36.52 (36.02)	2:12.88 (36.36)	
	2:51.34 (38.46)	3:30.75 (39.41)	4:02.65 (31.90)	4:32.91 (30.26)	
7	Daly, Marisa	19	Saint Francis University	4:30.96	4:34.24
	28.91	1:02.09 (33.18)	1:36.71 (34.62)	2:10.32 (33.61)	
	2:49.23 (38.91)	3:29.06 (39.83)	4:01.95 (32.89)	4:34.24 (32.29)	
8	Kirk, Mackenzie	21	Bryant University	4:31.93	4:36.71
	27.62	1:01.09 (33.47)	1:35.76 (34.67)	2:09.84 (34.08)	
	2:51.12 (41.28)	3:33.53 (42.41)	4:05.56 (32.03)	4:36.71 (31.15)	
B - Final					
9	Regan, Grace	18	Central Connecticut State Univ	4:35.13	4:28.99
	29.12	1:02.28 (33.16)	1:38.72 (36.44)	2:13.79 (35.07)	
	2:51.00 (37.21)	3:28.85 (37.85)	3:59.55 (30.70)	4:28.99 (29.44)	
10	Gomez, Valentina	18	Central Connecticut State Univ	4:33.99	4:31.53
	27.49	59.49 (32.00)	1:33.98 (34.49)	2:08.56 (34.58)	
	2:48.22 (39.66)	3:28.49 (40.27)	4:00.39 (31.90)	4:31.53 (31.14)	
11	Veenstra, Meghan	18	Bryant University	4:35.51	4:31.64
	27.87	59.76 (31.89)	1:34.38 (34.62)	2:08.77 (34.39)	
	2:48.59 (39.82)	3:29.54 (40.95)	4:01.06 (31.52)	4:31.64 (30.58)	
12	Mulcahy, Kaitlyn	19	Wagner College	4:34.07	4:33.20
	28.84	1:01.85 (33.01)	1:37.03 (35.18)	2:12.64 (35.61)	
	2:50.93 (38.29)	3:30.94 (40.01)	4:02.40 (31.46)	4:33.20 (30.80)	
13	O'Dell, Rory	20	Saint Francis University	4:36.53	4:33.67
	28.93	1:01.01 (32.08)	1:35.31 (34.30)	2:09.69 (34.38)	
	2:50.06 (40.37)	3:30.45 (40.39)	4:02.16 (31.71)	4:33.67 (31.51)	
14	Patrick, Laura		Saint Francis University	4:37.28	4:38.07
	29.09	1:02.49 (33.40)	1:38.24 (35.75)	2:13.71 (35.47)	
	2:52.53 (38.82)	3:32.12 (39.59)	4:05.09 (32.97)	4:38.07 (32.98)	



NEC CONFERENCE SWIMMING & DIVING 2018 - 02-21-2018 to 02-24-2018

www.besmarttinc.com for heat sheets, meet results and more

Real Time Results at www.besmarttinc.com

Results

B - Final ... (Women 400 Yard IM)

Name	Age	School	Prelim Time	Finals Time
15 Gomes Angelo, Beatriz	18	St. Francis College (New York)	4:37.36	4:39.03
			28.03 1:01.11 (33.08) 1:37.04 (35.93) 2:13.19 (36.15)	
			2:53.63 (40.44) 3:35.75 (42.12) 4:08.23 (32.48) 4:39.03 (30.80)	
16 Maxwell, Fiona	18	Sacred Heart University	4:38.22	4:40.58
			28.68 1:02.36 (33.68) 1:38.78 (36.42) 2:14.72 (35.94)	
			2:54.78 (40.06) 3:35.84 (41.06) 4:08.80 (32.96) 4:40.58 (31.78)	

C - Final

17 Kendall, Keelin	19	Central Connecticut State Univ	4:41.26	4:40.82
			29.74 1:05.64 (35.90) 1:41.37 (35.73) 2:16.23 (34.86)	
			2:55.05 (38.82) 3:34.99 (39.94) 4:08.77 (33.78) 4:40.82 (32.05)	
18 Touchette-McGowan, Jeanne	19	Liu Brooklyn Blackbirds	4:45.64	4:42.02
			30.16 1:06.62 (36.46) 1:41.25 (34.63) 2:16.27 (35.02)	
			2:57.35 (41.08) 3:38.68 (41.33) 4:10.75 (32.07) 4:42.02 (31.27)	
19 Spencer, Lauren	18	Sacred Heart University	4:47.13	4:43.34
			29.86 1:04.62 (34.76) 1:39.51 (34.89) 2:13.24 (33.73)	
			2:55.15 (41.91) 3:39.17 (44.02) 4:11.99 (32.82) 4:43.34 (31.35)	
20 Lacoste, Juliette	21	Mount Saint Mary's	4:48.09	4:43.76
			29.80 1:04.12 (34.32) 1:41.71 (37.59) 2:18.98 (37.27)	
			2:59.24 (40.26) 3:40.23 (40.99) 4:12.77 (32.54) 4:43.76 (30.99)	
21 deTar, Magdalena	18	Mount Saint Mary's	4:43.67	4:46.62
			27.59 59.98 (32.39) 1:38.63 (38.65) 2:15.88 (37.25)	
			2:58.87 (42.99) 3:41.31 (42.44) 4:14.07 (32.76) 4:46.62 (32.55)	
22 Hensal, Sarah	19	Sacred Heart University	4:52.59	4:50.42
			29.80 1:05.16 (35.36) 1:42.72 (37.56) 2:20.01 (37.29)	
			3:00.22 (40.21) 3:42.41 (42.19) 4:16.53 (34.12) 4:50.42 (33.89)	
--- Morse, Natalie	18	Wagner College	4:36.11	X4:34.65
			29.46 1:02.75 (33.29) 1:39.85 (37.10) 2:15.41 (35.56)	
			2:53.47 (38.06) 3:31.72 (38.25) 4:03.61 (31.89) 4:34.65 (31.04)	
--- Marks, Kasey	21	Saint Francis University	4:47.54	X4:45.16
			29.52 1:03.21 (33.69) 1:39.54 (36.33) 2:15.97 (36.43)	
			2:57.46 (41.49) 3:39.29 (41.83) 4:12.78 (33.49) 4:45.16 (32.38)	



NEC CONFERENCE SWIMMING & DIVING 2018 - 02-21-2018 to 02-24-2018

www.besmarttinc.com for heat sheets, meet results and more

Real Time Results at www.besmarttinc.com

Results

Women 400 Yard IM

2017 WINNER: 4:23.08 02-17-2017 DEVERS, AIDAN

NEC Conf Rec: 4:21.62 % 02-27-2015 Amanda Lucia

NEC Meet Rec: 4:21.09 M 02-23-2018 Karilyn Quon

4:04.70 D1A

4:19.39 D1B

CCSU

Wagner

Saint Francis

Name	Age	School	Seed Time	Prelim Time	
Preliminaries					
1 Boston, Kelli	19	Wagner College	4:29.66	4:26.97	q
27.47	59.38 (31.91)	1:33.84 (34.46)	2:07.62 (33.78)		
2:46.10 (38.48)	3:24.74 (38.64)	3:56.35 (31.61)	4:26.97 (30.62)		
2 Quon, Karilyn		Saint Francis University	4:29.76	4:29.38	q
28.68	1:01.38 (32.70)	1:33.63 (32.25)	2:07.28 (33.65)		
2:45.70 (38.42)	3:24.82 (39.12)	3:57.35 (32.53)	4:29.38 (32.03)		
3 Camacho, Leah	21	Wagner College	4:30.54	4:30.34	q
28.03	1:00.79 (32.76)	1:34.84 (34.05)	2:07.86 (33.02)		
2:47.51 (39.65)	3:28.96 (41.45)	4:00.45 (31.49)	4:30.34 (29.89)		
4 Devers, Aidan	20	Central Connecticut State Univ	4:27.37	4:30.36	q
29.41	1:02.66 (33.25)	1:36.37 (33.71)	2:10.17 (33.80)		
2:49.83 (39.66)	3:30.28 (40.45)	4:01.27 (30.99)	4:30.36 (29.09)		
5 Daly, Marisa	19	Saint Francis University	4:44.74	4:30.96	q
28.84	1:02.28 (33.44)	1:36.42 (34.14)	2:09.34 (32.92)		
2:47.63 (38.29)	3:27.07 (39.44)	3:59.48 (32.41)	4:30.96 (31.48)		
6 Kirk, Mackenzie	21	Bryant University	4:37.65	4:31.93	q
27.50	1:00.41 (32.91)	1:34.98 (34.57)	2:08.60 (33.62)		
2:49.05 (40.45)	3:29.76 (40.71)	4:01.41 (31.65)	4:31.93 (30.52)		
7 Kivanc, Zeynep	19	Wagner College	4:34.08	4:33.35	q
27.91	1:00.50 (32.59)	1:34.37 (33.87)	2:08.09 (33.72)		
2:48.09 (40.00)	3:29.98 (41.89)	4:02.76 (32.78)	4:33.35 (30.59)		
8 Karell, Emma	23	Saint Francis University	4:38.93	4:33.66	q
28.75	1:01.13 (32.38)	1:37.54 (36.41)	2:14.11 (36.57)		
2:52.92 (38.81)	3:32.24 (39.32)	4:03.51 (31.27)	4:33.66 (30.15)		
9 Gomez, Valentina	18	Central Connecticut State Univ	4:34.14	4:33.99	q
27.91	1:00.02 (32.11)	1:35.61 (35.59)	2:10.21 (34.60)		
2:49.88 (39.67)	3:31.09 (41.21)	4:03.16 (32.07)	4:33.99 (30.83)		
10 Mulcahy, Kaitlyn	19	Wagner College	4:37.89	4:34.07	q
28.68	1:02.03 (33.35)	1:37.33 (35.30)	2:12.72 (35.39)		
2:52.48 (39.76)	3:32.21 (39.73)	4:03.85 (31.64)	4:34.07 (30.22)		
11 Regan, Grace	18	Central Connecticut State Univ	4:32.22	4:35.13	q
29.31	1:02.86 (33.55)	1:39.97 (37.11)	2:16.04 (36.07)		
2:54.20 (38.16)	3:32.85 (38.65)	4:04.65 (31.80)	4:35.13 (30.48)		
12 Veenstra, Meghan	18	Bryant University	4:33.50	4:35.51	q
28.09	59.89 (31.80)	1:35.21 (35.32)	2:10.41 (35.20)		
2:51.22 (40.81)	3:32.45 (41.23)	4:04.50 (32.05)	4:35.51 (31.01)		
13 O'Dell, Rory	20	Saint Francis University	4:48.51	4:36.53	q
28.75	1:01.06 (32.31)	1:35.30 (34.24)	2:09.56 (34.26)		
2:49.99 (40.43)	3:31.50 (41.51)	4:04.18 (32.68)	4:36.53 (32.35)		
14 Patrick, Laura		Saint Francis University	4:47.41	4:37.28	q
29.23	1:03.26 (34.03)	1:39.04 (35.78)	2:14.47 (35.43)		
2:53.62 (39.15)	3:33.31 (39.69)	4:05.40 (32.09)	4:37.28 (31.88)		
15 Gomes Angelo, Beatriz	18	St. Francis College (New York)	4:37.22	4:37.36	q
28.33	1:01.64 (33.31)	1:37.40 (35.76)	2:12.93 (35.53)		
2:53.59 (40.66)	3:34.85 (41.26)	4:07.00 (32.15)	4:37.36 (30.36)		



NEC CONFERENCE SWIMMING & DIVING 2018 - 02-21-2018 to 02-24-2018

www.besmarttinc.com for heat sheets, meet results and more

Real Time Results at www.besmarttinc.com

Results

Preliminaries ... (Women 400 Yard IM)

	Name	Age	School	Seed Time	Prelim Time	
16	Maxwell, Fiona	18	Sacred Heart University	4:40.14	4:38.22	q
	29.10	1:02.32 (33.22)	1:37.75 (35.43)	2:13.14 (35.39)		
	2:53.30 (40.16)	3:34.38 (41.08)	4:06.69 (32.31)	4:38.22 (31.53)		
17	Kendall, Keelin	19	Central Connecticut State Univ	4:47.95	4:41.26	q
	30.02	1:05.77 (35.75)	1:41.44 (35.67)	2:16.00 (34.56)		
	2:54.84 (38.84)	3:34.97 (40.13)	4:08.83 (33.86)	4:41.26 (32.43)		
18	deTar, Magdalena	18	Mount Saint Mary's	4:50.73	4:43.67	q
	28.39	1:01.53 (33.14)	1:38.02 (36.49)	2:14.87 (36.85)		
	2:56.69 (41.82)	3:38.79 (42.10)	4:11.81 (33.02)	4:43.67 (31.86)		
19	Touchette-McGowan, Jeanne	19	Liu Brooklyn Blackbirds	4:32.92	4:45.64	q
	30.59	1:07.49 (36.90)	1:42.15 (34.66)	2:16.99 (34.84)		
	2:58.33 (41.34)	3:40.31 (41.98)	4:13.58 (33.27)	4:45.64 (32.06)		
20	Higgins, Colleen	19	Wagner College	4:46.10	4:46.14	q
	29.27	1:03.40 (34.13)	1:40.28 (36.88)	2:17.11 (36.83)		
	2:56.52 (39.41)	3:38.05 (41.53)	4:12.99 (34.94)	4:46.14 (33.15)		
21	Spencer, Lauren	18	Sacred Heart University	4:48.54	4:47.13	q
	29.74	1:04.87 (35.13)	1:40.35 (35.48)	2:14.38 (34.03)		
	2:56.93 (42.55)	3:41.26 (44.33)	4:14.58 (33.32)	4:47.13 (32.55)		
22	Lacoste, Juliette	21	Mount Saint Mary's	4:49.45	4:48.09	q
	30.19	1:04.22 (34.03)	1:42.85 (38.63)	2:20.50 (37.65)		
	3:01.56 (41.06)	3:42.91 (41.35)	4:15.51 (32.60)	4:48.09 (32.58)		
23	Hensal, Sarah	19	Sacred Heart University	4:49.68	4:52.59	q
	30.05	1:05.52 (35.47)	1:43.44 (37.92)	2:20.75 (37.31)		
	3:01.30 (40.55)	3:43.39 (42.09)	4:18.16 (34.77)	4:52.59 (34.43)		
24	Sauve, Nicole	20	Sacred Heart University	4:58.47	4:54.37	q
	31.29	1:07.89 (36.60)	1:44.57 (36.68)	2:20.54 (35.97)		
	3:04.00 (43.46)	3:48.26 (44.26)	4:21.24 (32.98)	4:54.37 (33.13)		
---	Morse, Natalie	18	Wagner College	4:38.48	X4:36.11	
	29.78	1:03.28 (33.50)	1:40.19 (36.91)	2:15.82 (35.63)		
	2:54.17 (38.35)	3:33.24 (39.07)	4:05.44 (32.20)	4:36.11 (30.67)		
---	Marks, Kasey	21	Saint Francis University	4:56.85	X4:47.54	
	29.98	1:04.57 (34.59)	1:41.53 (36.96)	2:17.69 (36.16)		
	2:58.91 (41.22)	3:40.44 (41.53)	4:14.24 (33.80)	4:47.54 (33.30)		
---	Pianese, Jaclyn	21	Sacred Heart University	5:05.66	X4:59.44	
	32.90	1:09.68 (36.78)	1:49.08 (39.40)	2:26.62 (37.54)		
	3:07.62 (41.00)	3:50.03 (42.41)	4:25.07 (35.04)	4:59.44 (34.37)		
---	Heim, Alexandra	18	Bryant University	5:01.74	SCR	
---	Hale, Mackenzie	18	Saint Francis University	4:54.48	SCR	
---	Svard, Elin	19	Bryant University	4:31.14	SCR	
---	Spike, Wyeth	18	Wagner College	4:42.91	SCR	
---	Carrigan, Mads	20	Liu Brooklyn Blackbirds	4:45.79	SCR	
---	Marjamaa, Sidney	18	Wagner College	4:37.98	SCR	



NEC CONFERENCE SWIMMING & DIVING 2018 - 02-21-2018 to 02-24-2018

www.besmarttinc.com for heat sheets, meet results and more

Real Time Results at www.besmarttinc.com

Results

Women 1 mtr Diving

2017 WINNER: 283.70 02-16-2017 DURHAM, ANNEMARIE CCSU
NEC Conf Rec: 283.70 % 02-16-2017 Annemarie Durham Central
NEC Meet Rec: 283.70 M 02-16-2017 Annemarie Durham Central
2.65 D1A

Name	Age	School	Prelim Score	Finals Score	
Finals					
1 Durham, Annemarie	21	Central Connecticut State Univ	268.40	251.85	D1A
2 Jennings, Stephanie	19	Bryant University	244.00	249.20	D1A
3 Ritzer, Gabrielle	18	Bryant University	222.40	239.10	D1A
4 Burdick, Ann	20	Bryant University	242.80	236.95	D1A
5 Stemen, Carissa	20	Bryant University	238.45	232.65	D1A
6 Warning, Adrianna	20	Wagner College	232.10	230.70	D1A
7 Cahill, Elizabeth	18	Bryant University	223.65	222.40	D1A
8 Mirand, Aleah	18	Wagner College	212.85	217.60	D1A



NEC CONFERENCE SWIMMING & DIVING 2018 - 02-21-2018 to 02-24-2018

www.besmarttinc.com for heat sheets, meet results and more

Real Time Results at www.besmarttinc.com

Results

Women 1 mtr Diving

2017 WINNER: 283.70 02-16-2017 DURHAM, ANNEMARIE CCSU
 NEC Conf Rec: 283.70 % 02-16-2017 Annemarie Durham Central
 NEC Meet Rec: 283.70 M 02-16-2017 Annemarie Durham Central
 2.65 D1A

Name		Age	School	Prelim Score		
Preliminaries						
1	Durham, Annemarie	21	Central Connecticut State Univ	268.81	268.40	qD1A
2	Jennings, Stephanie	19	Bryant University	266.10	244.00	qD1A
3	Burdick, Ann	20	Bryant University	259.57	242.80	qD1A
4	Stemen, Carissa	20	Bryant University	241.65	238.45	qD1A
5	Warning, Adrianna	20	Wagner College	231.05	232.10	qD1A
6	Cahill, Elizabeth	18	Bryant University	218.18	223.65	qD1A
7	Ritzer, Gabrielle	18	Bryant University	253.10	222.40	qD1A
8	Mirand, Aleah	18	Wagner College	194.40	212.85	qD1A
9	Lavrach, Samantha	21	Wagner College	216.37	207.05	D1A
10	Solipaca, Grace	21	Wagner College	192.60	199.60	D1A
11	Polatnick, Daniele	19	Wagner College	164.40	181.45	D1A
12	Mueller, Katrina	18	Wagner College	191.33	180.65	D1A
13	Fuller, Peyton	18	Mount Saint Mary's	189.80	164.55	D1A
14	Vickery, Laci	20	Mount Saint Mary's	163.88	164.05	D1A
15	Kingham, Laura	19	Mount Saint Mary's	179.49	160.30	D1A
16	Pergolotti, Nicole	21	Sacred Heart University	191.85	156.25	D1A
17	Villagran, Valeria	16	Mount Saint Mary's	146.02	150.25	D1A
---	Angelo, Cara	18	Wagner College	161.70	X170.10	D1A



NEC CONFERENCE SWIMMING & DIVING 2018 - 02-21-2018 to 02-24-2018

www.besmarttinc.com for heat sheets, meet results and more

Real Time Results at www.besmarttinc.com

Results

Women 3 mtr Diving

2017 WINNER: 280.70 02-18-2017 DURHAM, ANNEMARIE CCSU
NEC Conf Rec: 263.60 % 02-18-2017 Annemarie Durham Central
NEC Meet Rec: 284.85 M 02-24-2018 Annemarie Durham Central
2.80 D1A

Name	Age	School	Prelim Score	Finals Score
Finals				
1 Durham, Annemarie	21	Central Connecticut State Univ	284.85	288.00 M D1A
2 Warning, Adrianna	20	Wagner College	243.20	252.80 D1A
3 Jennings, Stephanie	19	Bryant University	241.30	241.95 D1A
4 Lavrich, Samantha	21	Wagner College	232.20	236.40 D1A
5 Stemen, Carissa	20	Bryant University	232.25	235.25 D1A
6 Cahill, Elizabeth	18	Bryant University	214.45	221.20 D1A
7 Ritzer, Gabrielle	18	Bryant University	240.30	216.15 D1A
8 Burdick, Ann	20	Bryant University	244.55	204.95 D1A



NEC CONFERENCE SWIMMING & DIVING 2018 - 02-21-2018 to 02-24-2018

www.besmarttinc.com for heat sheets, meet results and more

Real Time Results at www.besmarttinc.com

Results

Women 3 mtr Diving

2017 WINNER: 280.70 02-18-2017 DURHAM, ANNEMARIE CCSU
 NEC Conf Rec: 263.60 % 02-18-2017 Annemarie Durham Central
 NEC Meet Rec: 284.85 M 02-24-2018 Annemarie Durham Central
 2.80 D1A

Name	Age	School		Prelim Score
Preliminaries				
1 Durham, Annemarie	21	Central Connecticut State Univ	252.68	284.85 M qD1A
2 Burdick, Ann	20	Bryant University	264.30	244.55 qD1A
3 Warning, Adrianna	20	Wagner College	256.50	243.20 qD1A
4 Jennings, Stephanie	19	Bryant University	258.90	241.30 qD1A
5 Ritzer, Gabrielle	18	Bryant University	245.47	240.30 qD1A
6 Stemen, Carissa	20	Bryant University	254.17	232.25 qD1A
7 Lavrich, Samantha	21	Wagner College	233.55	232.20 qD1A
8 Cahill, Elizabeth	18	Bryant University	218.70	214.45 qD1A
9 Solipaca, Grace	21	Wagner College	213.10	213.70 D1A
10 Mirand, Aleah	18	Wagner College	189.75	213.00 D1A
11 Mueller, Katrina	18	Wagner College	167.85	183.35 D1A
12 Polatnick, Daniele	19	Wagner College	186.60	155.65 D1A
13 Kingham, Laura	19	Mount Saint Mary's	173.84	153.30 D1A
14 Pergolotti, Nicole	21	Sacred Heart University	175.43	133.15 D1A
--- Angelo, Cara	18	Wagner College	NP	X166.80 D1A



NEC CONFERENCE SWIMMING & DIVING 2018 - 02-21-2018 to 02-24-2018

**www.besmarttinc.com for heat sheets, meet results and more
Real Time Results at www.besmarttinc.com**

Results

Women 200 Yard Freestyle Relay

**2017 WINNER: 1:33.77 02-16-2017 CENTRAL CONN STATE U CCSU
CZULEWICZ, L, MAERCKLEIN, E RASILE, C, TROY, K**
**NEC Conf Rec: 1:33.77 % 02-16-2017 Central Connecticut State Univ Central
L Czulewicz, E Maercklein, C Rasile, K Troy**
**NEC Meet Rec: 1:33.10 M 02-22-2018 Bryant University Bryant U
A Rivera, E Svard, K Canavan, J Rice**

Team	Relay	Seed Time	Finals Time
1 Bryant University 23.45 46.57 (23.12)	A 1:10.25 (23.68)	1:36.49 1:33.10 (22.85)	1:33.10 M
2 Wagner College 24.15 47.37 (23.22)	A 1:10.76 (23.39)	1:34.39 1:33.94 (23.18)	1:33.94
3 Saint Francis University 24.03 47.59 (23.56)	A 1:11.57 (23.98)	1:38.43 1:34.39 (22.82)	1:34.39
4 Liu Brooklyn Blackbirds 23.46 47.83 (24.37)	A 1:12.33 (24.50)	1:37.93 1:35.90 (23.57)	1:35.90
5 Central Connecticut State Univ 24.13 47.59 (23.46)	A 1:11.70 (24.11)	1:37.34 1:36.00 (24.30)	1:36.00
6 St. Francis College (New Yorl 25.25 49.67 (24.42)	A 1:14.88 (25.21)	1:40.71 1:39.02 (24.14)	1:39.02
7 Mount Saint Mary's 24.48 49.17 (24.69)	A 1:14.15 (24.98)	1:41.64 1:39.18 (25.03)	1:39.18
8 Sacred Heart University 25.36 50.47 (25.11)	A 1:15.93 (25.46)	1:39.06 1:40.40 (24.47)	1:40.40
--- Saint Francis University 25.37 50.67 (25.30)	B 1:16.19 (25.52)	NT 1:40.63 (24.44)	x1:40.63
--- Mount Saint Mary's 26.52 52.46 (25.94)	B 1:17.91 (25.45)	NT 1:43.52 (25.61)	x1:43.52
--- Sacred Heart University 25.20 52.39 (27.19)	B 1:18.06 (25.67)	1:43.44 1:43.75 (25.69)	x1:43.75
--- St. Francis College (New Yorl 51.55 ()	B 1:17.90 (26.35)	NT 1:44.36 (26.46)	x1:44.36
--- Liu Brooklyn Blackbirds	B	1:46.46	SCR
--- Bryant University	B	1:39.21	SCR
--- Wagner College	B	1:37.83	SCR



NEC CONFERENCE SWIMMING & DIVING 2018 - 02-21-2018 to 02-24-2018

www.besmarttinc.com for heat sheets, meet results and more

Real Time Results at www.besmarttinc.com

Results

Women 400 Yard Freestyle Relay

2017 WINNER: 3:25.25 02-18-2017 CENTRAL CONN STATE U CCSU
 MAERCKLEIN, E, TROY, K, CZULEWICZ, L, RASILE, C
 NEC Conf Rec: 3:24.55 % 02-28-2015 Central Connecticut State Univ Central
 L Rasile, L Czulewicz, C Rasile, H Neuhaus
 NEC Meet Rec: 3:24.55 M 02-28-2015 Central Connecticut State Univ CCSU
 L Rasile, L Czulewicz, C Rasile, H Neuhaus

Team	Relay	Seed Time	Finals Time
1 Bryant University	A	3:30.58	3:26.16
24.49 51.50 (51.50)	1:15.77 (24.27)	1:42.60 (51.10)	
2:07.82 (25.22) 2:35.74 (53.14)	2:59.74 (24.00)	3:26.16 (50.42)	
2 Liu Brooklyn Blackbirds	A	3:32.11	3:27.66
25.70 53.29 (53.29)	1:18.21 (24.92)	1:45.63 (52.34)	
2:09.43 (23.80) 2:36.57 (50.94)	3:00.91 (24.34)	3:27.66 (51.09)	
3 Wagner College	A	3:28.49	3:27.72
25.25 52.93 (52.93)	1:17.75 (24.82)	1:44.91 (51.98)	
2:09.05 (24.14) 2:35.78 (50.87)	3:00.30 (24.52)	3:27.72 (51.94)	
4 Saint Francis University	A	3:34.34	3:30.28
25.34 52.77 (52.77)	1:17.60 (24.83)	1:45.63 (52.86)	
2:10.59 (24.96) 2:38.31 (52.68)	3:02.64 (24.33)	3:30.28 (51.97)	
5 Central Connecticut State Un	A	3:33.49	3:34.53
25.63 53.48 (53.48)	1:18.36 (24.88)	1:46.28 (52.80)	
2:12.42 (26.14) 2:40.87 (54.59)	3:06.72 (25.85)	3:34.53 (53.66)	
6 Sacred Heart University	A	3:39.34	3:35.02
25.88 54.21 (54.21)	1:19.84 (25.63)	1:48.35 (54.14)	
2:13.54 (25.19) 2:41.61 (53.26)	3:07.10 (25.49)	3:35.02 (53.41)	
7 St. Francis College (New Yorl	A	3:42.07	3:38.76
26.13 54.18 (54.18)	1:20.05 (25.87)	1:48.62 (54.44)	
2:15.10 (26.48) 2:44.09 (55.47)	3:09.89 (25.80)	3:38.76 (54.67)	
8 Mount Saint Mary's	A	3:39.14	3:49.13
27.14 57.40 (57.40)	1:25.26 (27.86)	1:57.58 (1:00.18)	
2:23.60 (26.02) 2:53.05 (55.47)	3:19.42 (26.37)	3:49.13 (56.08)	
--- Bryant University	B	3:38.22	DQ
--- Saint Francis University	B	NT	DQ
--- St. Francis College (New Yorl	B	3:50.47	DQ
--- Liu Brooklyn Blackbirds	B	4:38.91	SCR
--- Wagner College	B	3:30.23	SCR



NEC CONFERENCE SWIMMING & DIVING 2018 - 02-21-2018 to 02-24-2018

www.besmarttinc.com for heat sheets, meet results and more

Real Time Results at www.besmarttinc.com

Results

Women 800 Yard Freestyle Relay

2017 WINNER: 7:27.36 02-15-2017 BRYANT UNIVERSITY BRYANT
 SCIFO, A, SALZANO, N, DAY, E, RICE, J
 NEC Conf Rec: 7:24.89 % 02-24-2016 Central Connecticut State Univ Central
 L Rasile, C Rasile, L Czulewicz, A Devers
 NEC Meet Rec: 7:22.53 M 02-21-2018 Bryant University Bryant U
 A Scifo, A Difiore, V Watson, J Rice

Team	Relay	Seed Time	Finals Time
1 Bryant University	A	7:33.00	7:22.53 M
25.60 53.05 (53.05)	1:21.05 (1:21.05)	1:49.97 (1:49.97)	
2:15.14 (25.17) 2:42.92 (52.95)	3:11.76 (1:21.79)	3:41.02 (1:51.05)	
4:06.06 (25.04) 4:34.39 (53.37)	5:03.57 (1:22.55)	5:34.06 (1:53.04)	
5:58.28 (24.22) 6:25.98 (51.92)	6:54.08 (1:20.02)	7:22.53 (1:48.47)	
2 Wagner College	A	7:37.11	7:25.39
25.56 53.72 (53.72)	1:23.05 (1:23.05)	1:52.44 (1:52.44)	
2:17.72 (25.28) 2:45.42 (52.98)	3:13.87 (1:21.43)	3:43.23 (1:50.79)	
4:08.25 (25.02) 4:36.21 (52.98)	5:05.11 (1:21.88)	5:34.26 (1:51.03)	
5:51.97 (17.71) 6:26.55 (52.29)	6:55.10 (1:20.84)	7:25.39 (1:51.13)	
3 Saint Francis University	A	7:51.88	7:28.57
26.03 54.60 (54.60)	1:23.20 (1:23.20)	1:51.76 (1:51.76)	
2:17.63 (25.87) 2:45.96 (54.20)	3:15.66 (1:23.90)	3:45.86 (1:54.10)	
4:03.10 (17.24) 4:38.98 (53.12)	5:08.74 (1:22.88)	5:38.93 (1:53.07)	
6:03.64 (24.71) 6:30.99 (52.06)	6:59.44 (1:20.51)	7:28.57 (1:49.64)	
4 Central Connecticut State Univ	A	7:44.98	7:30.47
26.04 54.42 (54.42)	1:23.93 (1:23.93)	1:53.82 (1:53.82)	
2:19.76 (25.94) 2:48.45 (54.63)	3:18.11 (1:24.29)	3:47.58 (1:53.76)	
4:12.96 (25.38) 4:41.41 (53.83)	5:10.12 (1:22.54)	5:38.12 (1:50.54)	
6:03.58 (25.46) 6:31.93 (53.81)	7:01.12 (1:23.00)	7:30.47 (1:52.35)	
5 Liu Brooklyn Blackbirds	A	7:46.53	7:36.23
25.60 53.82 (53.82)	1:22.49 (1:22.49)	1:51.43 (1:51.43)	
2:16.82 (25.39) 2:45.76 (54.33)	3:15.63 (1:24.20)	3:45.99 (1:54.56)	
4:12.20 (26.21) 4:41.09 (55.10)	5:10.99 (1:25.00)	5:41.65 (1:55.66)	
6:07.53 (25.88) 6:36.71 (55.06)	7:06.51 (1:24.86)	7:36.23 (1:54.58)	
6 Sacred Heart University	A	7:55.02	7:43.55
26.99 56.24 (56.24)	1:25.66 (1:25.66)	1:56.09 (1:56.09)	
2:23.11 (27.02) 2:52.98 (56.89)	3:23.75 (1:27.66)	3:54.68 (1:58.59)	
4:21.04 (26.36) 4:49.91 (55.23)	5:19.64 (1:24.96)	5:49.26 (1:54.58)	
6:13.75 (24.49) 6:41.40 (52.14)	7:11.49 (1:22.23)	7:43.55 (1:54.29)	
7 St. Francis College (New Yorl	A	7:57.26	7:46.93
26.11 54.49 (54.49)	1:23.67 (1:23.67)	1:53.35 (1:53.35)	
2:19.58 (26.23) 2:49.11 (55.76)	3:19.42 (1:26.07)	3:50.42 (1:57.07)	
4:17.18 (26.76) 4:46.86 (56.44)	5:17.90 (1:27.48)	5:48.87 (1:58.45)	
6:15.53 (26.66) 6:46.03 (57.16)	7:16.88 (1:28.01)	7:46.93 (1:58.06)	
8 Mount Saint Mary's	A	7:56.39	7:58.13
27.01 56.61 (56.61)	1:27.49 (1:27.49)	1:58.27 (1:58.27)	
2:25.41 (27.14) 2:56.27 (58.00)	3:27.83 (1:29.56)	3:59.69 (2:01.42)	
4:25.57 (25.88) 4:55.24 (55.55)	5:25.94 (1:26.25)	5:57.21 (1:57.52)	
6:13.02 (15.81) 6:54.64 (57.43)	7:26.04 (1:28.83)	7:58.13 (2:00.92)	
--- Bryant University	B	7:52.16	x7:33.66
25.58 53.74 (53.74)	1:22.60 (1:22.60)	1:51.97 (1:51.97)	
2:17.24 (25.27) 2:45.46 (53.49)	3:14.47 (1:22.50)	3:43.06 (1:51.09)	
4:08.63 (25.57) 4:37.65 (54.59)	5:07.43 (1:24.37)	5:37.23 (1:54.17)	
6:03.16 (25.93) 6:32.61 (55.38)	7:02.99 (1:25.76)	7:33.66 (1:56.43)	



NEC CONFERENCE SWIMMING & DIVING 2018 - 02-21-2018 to 02-24-2018

www.besmarttinc.com for heat sheets, meet results and more

Real Time Results at www.besmarttinc.com

Results

(Women 800 Yard Freestyle Relay)

Team			Relay			Seed Time	Finals Time
--- Saint Francis University			B			NT	x7:44.86
	26.70	55.46 (55.46)	1:24.60 (1:24.60)	1:54.73 (1:54.73)			
	2:20.76 (26.03)	2:50.15 (55.42)	3:21.01 (1:26.28)	3:51.45 (1:56.72)			
	4:18.33 (26.88)	4:48.20 (56.75)	5:18.57 (1:27.12)	5:48.82 (1:57.37)			
	6:14.81 (25.99)	6:43.87 (55.05)	7:14.28 (1:25.46)	7:44.86 (1:56.04)			





NEC CONFERENCE SWIMMING & DIVING 2018 - 02-21-2018 to 02-24-2018

**www.besmarttinc.com for heat sheets, meet results and more
Real Time Results at www.besmarttinc.com**

Results

Women 200 Yard Medley Relay

**2017 WINNER: 1:40.73 02-15-2017 WAGNER COLLEGE WAGNER
NIHIPALI, A, CLAESSON, K, HESSING, KI, EASTMAN, K**
**NEC Conf Rec: 1:40.52 % 02-24-2016 Wagner College Wagner
B Nihipali, K Claesson, M Detka, D McMenemy**
**NEC Meet Rec: 1:40.52 M 02-24-2016 Wagner College Wagner
B Nihipali, K Claesson, M Detka, D McMenemy**

Team	Relay	Seed Time	Finals Time
1 Bryant University	A	1:45.37	1:40.88
25.62 54.43 (28.81)	1:18.26 (23.83)	1:40.88 (22.62)	
2 Central Connecticut State Un	A	1:44.83	1:42.98
26.50 54.33 (27.83)	1:19.88 (25.55)	1:42.98 (23.10)	
3 Saint Francis University	A	1:49.76	1:42.99
25.50 54.70 (29.20)	1:19.16 (24.46)	1:42.99 (23.83)	
4 Wagner College	A	1:45.24	1:43.47
26.82 56.50 (29.68)	1:20.70 (24.20)	1:43.47 (22.77)	
5 Liu Brooklyn Blackbirds	A	1:45.96	1:45.47
27.59 57.12 (29.53)	1:22.65 (25.53)	1:45.47 (22.82)	
6 Sacred Heart University	A	1:48.14	1:46.66
27.90 58.14 (30.24)	1:23.63 (25.49)	1:46.66 (23.03)	
7 St. Francis College (New Yorl	A	1:47.89	1:47.23
28.43 57.97 (29.54)	1:23.47 (25.50)	1:47.23 (23.76)	
8 Mount Saint Mary's	A	1:51.67	1:47.70
26.57 56.76 (30.19)	1:23.34 (26.58)	1:47.70 (24.36)	
--- Bryant University	B	1:48.53	x1:46.25
27.19 56.96 (29.77)	1:21.96 (25.00)	1:46.25 (24.29)	
--- Saint Francis University	B	1:53.09	x1:47.69
27.64 57.55 (29.91)	1:23.56 (26.01)	1:47.69 (24.13)	
--- Sacred Heart University	B	1:51.71	x1:50.52
28.69 58.83 (30.14)	1:24.90 (26.07)	1:50.52 (25.62)	
--- Liu Brooklyn Blackbirds	B	1:53.54	x1:51.63
27.89 58.55 (30.66)	1:25.11 (26.56)	1:51.63 (26.52)	
--- Mount Saint Mary's	B	NT	x1:54.33
31.85 1:02.70 (30.85)	1:29.14 (26.44)	1:54.33 (25.19)	
--- St. Francis College (New Yorl	B	NT	SCR
--- Wagner College	B	1:48.22	SCR



NEC CONFERENCE SWIMMING & DIVING 2018 - 02-21-2018 to 02-24-2018

www.besmarttinc.com for heat sheets, meet results and more

Real Time Results at www.besmarttinc.com

Results

Women 400 Yard Medley Relay

2017 WINNER: 3:43.46 02-17-2017 CENTRAL CONN STATE U CCSU
TROY, K, GARBER, M, THOMAS, S, RASILE, C
NEC Conf Rec: 3:43.18 % 02-26-2016 Central Connecticut State Univ Central
K Troy, M Garber, S Thomas, C Rasile
NEC Meet Rec: 3:43.18 M 02-26-2016 Central Connecticut State Univ Central
K Troy, M Garber, S Thomas, C Rasile

Team	Relay	Seed Time	Finals Time
1 Bryant University	A	3:50.91	3:43.28
27.72 55.76 (55.76)	1:25.41 (29.65)	1:58.80 (1:03.04)	
2:23.05 (24.25) 2:52.41 (53.61)	3:15.83 (23.42)	3:43.28 (50.87)	
2 Central Connecticut State Univ	A	3:48.26	3:45.35
27.43 56.30 (56.30)	1:25.09 (28.79)	1:58.02 (1:01.72)	
2:23.94 (25.92) 2:54.49 (56.47)	3:18.50 (24.01)	3:45.35 (50.86)	
3 Saint Francis University	A	3:55.09	3:49.80
27.58 57.52 (57.52)	1:27.83 (30.31)	2:03.35 (1:05.83)	
2:28.00 (24.65) 2:57.94 (54.59)	3:22.41 (24.47)	3:49.80 (51.86)	
4 Wagner College	A	3:51.93	3:50.12
27.38 56.88 (56.88)	1:26.96 (30.08)	2:02.33 (1:05.45)	
2:27.95 (25.62) 2:58.71 (56.38)	3:22.91 (24.20)	3:50.12 (51.41)	
5 Liu Brooklyn Blackbirds	A	3:51.76	3:50.25
27.56 56.23 (56.23)	1:26.57 (30.34)	2:01.64 (1:05.41)	
2:28.38 (26.74) 2:59.17 (57.53)	3:22.84 (23.67)	3:50.25 (51.08)	
6 St. Francis College (New York)	A	3:58.30	3:58.28
30.57 1:01.29 (1:01.29)	1:30.12 (28.83)	2:04.06 (1:02.77)	
2:31.14 (27.08) 3:03.37 (59.31)	3:29.79 (26.42)	3:58.28 (54.91)	
7 Sacred Heart University	A	3:58.76	3:59.59
29.16 1:00.78 (1:00.78)	1:31.41 (30.63)	2:07.23 (1:06.45)	
2:34.30 (27.07) 3:07.03 (59.80)	3:31.80 (24.77)	3:59.59 (52.56)	
8 Mount Saint Mary's	A	3:59.79	4:05.99
29.47 1:00.94 (1:00.94)	1:32.42 (31.48)	2:09.86 (1:08.92)	
2:37.81 (27.95) 3:10.91 (1:01.05)	3:36.38 (25.47)	4:05.99 (55.08)	
--- Saint Francis University	B	NT	x4:10.67
29.52 1:00.86 (1:00.86)	1:33.84 (32.98)	2:11.95 (1:11.09)	
2:40.07 (28.12) 3:13.07 (1:01.12)	3:40.61 (27.54)	4:10.67 (57.60)	
--- Sacred Heart University	B	4:08.00	x4:24.17
31.44 1:09.71 (1:09.71)	1:41.22 (31.51)	2:21.87 (1:12.16)	
2:51.59 (29.72) 3:26.43 (1:04.56)	3:53.67 (27.24)	4:24.17 (57.74)	
--- Bryant University	B	3:56.22	DFS
--- St. Francis College (New York)	B	NT	DFS
--- Liu Brooklyn Blackbirds	B	4:13.50	SCR
--- Wagner College	B	3:58.99	SCR