

**Rutgers Quad Meet - 11-07-2014 to 11-08-2014****Real-Time Results at www.besmarttinc.com****Follow Be Smartt Inc on Facebook & Twitter!****Results****Women 50 Yard Freestyle****21.90 D1A****22.99 D1B**

	Name	Yr	School	Seed Time	Finals Time
1	Kollanus, Kaisla	JR	Villanova University-MA	NT	23.59
2	Wu, Joanna W	JR	Rutgers University Swimming-NJ	NT	24.17
3	Fabbri, Erica K	JR	Georgetown University-PV	23.55	24.24
4	Coyne, Sarah L	JR	Rutgers University Swimming-NJ	NT	24.38
5	Page, Bailey M	FR	Georgetown University-PV	24.27	24.39
6	Hardie, Fiona	JR	Villanova University-MA	NT	24.56
7	Carson, Kathryn S	FR	Seton Hall University-NJ	NT	24.72
8	Heider, Katrin	SR	Villanova University-MA	NT	24.73
9	Newton, Sophie M	JR	Rutgers University Swimming-NJ	NT	24.75
*10	Kudryashova, Julia R	JR	Rutgers University Swimming-NJ	NT	x24.85
*10	Peterson, Kirstin J	FR	Georgetown University-PV	25.08	24.85
12	Snyder, Mary C	SO	Villanova University-MA	NT	x25.00
13	Timochenko, Erin E	JR	Georgetown University-PV	24.10	x25.29
14	Shirtliff, Samantha L	FR	Seton Hall University-NJ	NT	25.82
15	Alario, Isabelle R	JR	Seton Hall University-NJ	NT	25.99
16	Levine, Gabbi	JR	Seton Hall University-NJ	NT	x26.25

**Rutgers Quad Meet - 11-07-2014 to 11-08-2014****Real-Time Results at www.besmarttinc.com****Follow Be Smartt Inc on Facebook & Twitter!****Results****Women 100 Yard Freestyle****47.85 D1A****49.99 D1B**

Name	Yr	School	Seed Time	Finals Time
1 Jurek, Sara H 25.71	SR	Villanova University-MA	NT	52.46
*2 Kollanus, Kaisla 25.52	JR	Villanova University-MA	NT	52.64
*2 Coyne, Sarah L 25.43	JR	Rutgers University Swimming-NJ	NT	52.64
4 Randolph, Jessie A 25.81	SO	Villanova University-MA	NT	52.76
5 Page, Bailey M 25.67	FR	Georgetown University-PV	52.36	52.86
6 Kiely, Meghan G 25.41	SO	Rutgers University Swimming-NJ	NT	53.01
7 Heider, Katrin 25.65	SR	Villanova University-MA	NT	x53.21
8 Fabbri, Erica K 25.59	JR	Georgetown University-PV	51.14	53.23
9 Kudryashova, Julia R 25.46	JR	Rutgers University Swimming-NJ	NT	53.80
10 Peterson, Kirstin J 26.17	FR	Georgetown University-PV	54.77	54.22
11 Carson, Kathryn S 26.51	FR	Seton Hall University-NJ	NT	54.55
12 Newton, Sophie M 26.30	JR	Rutgers University Swimming-NJ	NT	x54.56
13 Timochenko, Erin E 26.59	JR	Georgetown University-PV	52.82	x55.46
14 Shirtliff, Samantha L 26.99	FR	Seton Hall University-NJ	NT	55.82
15 Levine, Gabbi 27.19	JR	Seton Hall University-NJ	NT	56.54
16 Alario, Isabelle R 27.22	JR	Seton Hall University-NJ	NT	x56.98

**Rutgers Quad Meet - 11-07-2014 to 11-08-2014****Real-Time Results at www.besmarttinc.com****Follow Be Smartt Inc on Facebook & Twitter!****Results****Women 200 Yard Freestyle****1:43.90 D1A****1:47.99 D1B**

Name	Yr	School	Seed Time	Finals Time
1 Jurek, Sara H 26.95	SR	Villanova University-MA 55.34 (28.39) 1:23.98 (28.64)	NT 1:52.56 (28.58)	1:52.56
2 Randolph, Jessie A 26.29	SO	Villanova University-MA 55.31 (29.02) 1:24.18 (28.87)	NT 1:52.62 (28.44)	1:52.62
3 Coyne, Sarah L 26.31	JR	Rutgers University Swimming-NJ 55.20 (28.89) 1:24.73 (29.53)	NT 1:53.22 (28.49)	1:53.22
4 Ryan, Christine L 27.01	FR	Georgetown University-PV 55.26 (28.25) 1:24.11 (28.85)	1:53.13 1:53.41 (29.30)	1:53.41
5 Heider, Katrin 27.15	SR	Villanova University-MA 56.16 (29.01) 1:25.26 (29.10)	NT 1:53.79 (28.53)	1:53.79
6 Erwin, Emily W 26.82	FR	Rutgers University Swimming-NJ 55.99 (29.17) 1:25.27 (29.28)	NT 1:54.10 (28.83)	1:54.10
7 Page, Bailey M 27.41	FR	Georgetown University-PV 56.72 (29.31) 1:26.26 (29.54)	NT 1:55.09 (28.83)	1:55.09
8 Snyder, Mary C 26.82	SO	Villanova University-MA 56.35 (29.53) 1:25.81 (29.46)	NT 1:55.11 (29.30)	x1:55.11
9 Ronayne, Kylene R 27.63	FR	Seton Hall University-NJ 57.22 (29.59) 1:26.52 (29.30)	NT 1:55.26 (28.74)	1:55.26
10 Asselin, Chantal Y 27.34	SO	Rutgers University Swimming-NJ 57.00 (29.66) 1:26.42 (29.42)	NT 1:55.43 (29.01)	1:55.43
11 Torres, Julianne C 27.17	FR	Rutgers University Swimming-NJ 56.46 (29.29) 1:26.51 (30.05)	NT 1:57.06 (30.55)	x1:57.06
12 Shirliff, Samantha L 27.54	FR	Seton Hall University-NJ 57.59 (30.05) 1:28.56 (30.97)	NT 1:58.99 (30.43)	1:58.99
13 Harris, Madison G 28.07	FR	Seton Hall University-NJ 58.07 (30.00) 1:28.73 (30.66)	NT 1:59.79 (31.06)	1:59.79
14 Regan, Courtney T 28.26	FR	Seton Hall University-NJ 59.00 (30.74) 1:30.19 (31.19)	NT 2:01.46 (31.27)	x2:01.46
15 Tronolone, Nicole S 27.81	JR	Georgetown University-PV 58.00 (30.19) 1:29.55 (31.55)	NT 2:01.59 (32.04)	2:01.59
16 Bader, Delaney M 28.32	JR	Georgetown University-PV 59.86 (31.54) 1:32.83 (32.97)	1:56.09 2:06.88 (34.05)	x2:06.88
--- Timochenko, Erin E	JR	Georgetown University-PV	1:54.95	SCR

**Rutgers Quad Meet - 11-07-2014 to 11-08-2014****Real-Time Results at www.besmarttinc.com****Follow Be Smartt Inc on Facebook & Twitter!****Results****Women 500 Yard Freestyle****4:36.45 D1A****4:47.79 D1B**

Name	Yr	School	Seed Time	Finals Time
1 Mayo, Emily A	SO	Villanova University-MA	NT	4:55.76
28.13	58.63 (30.50)	1:29.35 (30.72)	1:59.73 (30.38)	
2:29.74 (30.01)	2:59.40 (29.66)	3:29.22 (29.82)	3:58.70 (29.48)	
4:27.64 (28.94)	4:55.76 (28.12)			
2 Daday, Caitlin E	FR	Villanova University-MA	NT	4:56.61
28.82	59.09 (30.27)	1:29.19 (30.10)	1:59.18 (29.99)	
2:29.16 (29.98)	2:59.19 (30.03)	3:28.77 (29.58)	3:58.39 (29.62)	
4:27.99 (29.60)	4:56.61 (28.62)			
3 Wu, Joanna W	JR	Rutgers University Swimming-NJ	NT	5:02.38
27.60	57.75 (30.15)	1:28.60 (30.85)	1:59.17 (30.57)	
2:29.86 (30.69)	3:00.26 (30.40)	3:31.20 (30.94)	4:02.06 (30.86)	
4:32.46 (30.40)	5:02.38 (29.92)			
4 Merkle, Erin S	SO	Villanova University-MA	NT	5:04.05
27.96	58.31 (30.35)	1:29.24 (30.93)	2:00.31 (31.07)	
2:31.16 (30.85)	3:02.43 (31.27)	3:33.45 (31.02)	4:04.13 (30.68)	
4:34.58 (30.45)	5:04.05 (29.47)			
5 Ryan, Christine L	FR	Georgetown University-PV	5:01.69	5:05.46
28.12	58.01 (29.89)	1:28.13 (30.12)	1:58.25 (30.12)	
2:28.56 (30.31)	2:59.04 (30.48)	3:29.88 (30.84)	4:01.40 (31.52)	
4:33.46 (32.06)	5:05.46 (32.00)			
6 Erwin, Emily W	FR	Rutgers University Swimming-NJ	NT	5:05.79
28.14	58.80 (30.66)	1:29.71 (30.91)	2:00.92 (31.21)	
2:31.65 (30.73)	3:02.71 (31.06)	3:33.58 (30.87)	4:04.60 (31.02)	
4:35.67 (31.07)	5:05.79 (30.12)			
7 Asselin, Chantal Y	SO	Rutgers University Swimming-NJ	NT	5:09.35
28.73	59.81 (31.08)	1:31.24 (31.43)	2:02.37 (31.13)	
2:33.51 (31.14)	3:04.95 (31.44)	3:36.10 (31.15)	4:07.64 (31.54)	
4:39.04 (31.40)	5:09.35 (30.31)			
8 Sullivan, Christine	FR	Villanova University-MA	NT	x5:09.91
28.62	59.92 (31.30)	1:31.60 (31.68)	2:03.33 (31.73)	
2:34.81 (31.48)	3:06.06 (31.25)	3:37.58 (31.52)	4:08.82 (31.24)	
4:40.02 (31.20)	5:09.91 (29.89)			
9 Quinn, Madeleine J	FR	Georgetown University-PV	NT	5:11.95
28.41	59.39 (30.98)	1:30.80 (31.41)	2:01.94 (31.14)	
2:33.69 (31.75)	3:05.78 (32.09)	3:37.49 (31.71)	4:09.20 (31.71)	
4:40.73 (31.53)	5:11.95 (31.22)			
10 Lee, Brogan D	SR	Rutgers University Swimming-NJ	NT	x5:13.46
29.31	1:00.50 (31.19)	1:32.02 (31.52)	2:03.82 (31.80)	
2:35.65 (31.83)	3:07.49 (31.84)	3:39.07 (31.58)	4:10.74 (31.67)	
4:42.54 (31.80)	5:13.46 (30.92)			
11 Ronayne, Kylene R	FR	Seton Hall University-NJ	NT	5:15.14
29.13	1:00.93 (31.80)	1:32.68 (31.75)	2:04.56 (31.88)	
2:36.59 (32.03)	3:08.49 (31.90)	3:40.48 (31.99)	4:12.61 (32.13)	
4:44.48 (31.87)	5:15.14 (30.66)			
12 Naumann, Erica j	SO	Seton Hall University-NJ	NT	5:17.34
28.84	1:00.01 (31.17)	1:32.02 (32.01)	2:04.07 (32.05)	
2:36.52 (32.45)	3:08.88 (32.36)	3:41.19 (32.31)	4:13.77 (32.58)	
4:45.98 (32.21)	5:17.34 (31.36)			

**Rutgers Quad Meet - 11-07-2014 to 11-08-2014****Real-Time Results at www.besmarttinc.com****Follow Be Smartt Inc on Facebook & Twitter!****Results****(Women 500 Yard Freestyle)**

	Name	Yr	School	Seed Time	Finals Time
13	Regan, Courtney T	FR	Seton Hall University-NJ	NT	5:18.61
	29.42	1:01.25 (31.83)	1:33.30 (32.05)	2:05.55 (32.25)	
	2:37.73 (32.18)	3:10.10 (32.37)	3:42.08 (31.98)	4:14.64 (32.56)	
	4:47.11 (32.47)	5:18.61 (31.50)			
14	Adams, Katie M	JR	Seton Hall University-NJ	NT	x5:19.02
	29.10	1:00.73 (31.63)	1:32.65 (31.92)	2:04.62 (31.97)	
	2:36.88 (32.26)	3:09.09 (32.21)	3:41.86 (32.77)	4:14.45 (32.59)	
	4:46.93 (32.48)	5:19.02 (32.09)			
15	Housman, Emma G	FR	Georgetown University-PV	5:20.64	5:21.32
	28.84	1:00.23 (31.39)	1:31.97 (31.74)	2:04.39 (32.42)	
	2:36.84 (32.45)	3:09.99 (33.15)	3:42.82 (32.83)	4:15.80 (32.98)	
	4:48.84 (33.04)	5:21.32 (32.48)			
16	Tronolone, Nicole S	JR	Georgetown University-PV	4:58.13	x5:22.56
	28.60	59.61 (31.01)	1:31.36 (31.75)	2:03.45 (32.09)	
	2:36.38 (32.93)	3:09.38 (33.00)	3:43.29 (33.91)	4:16.40 (33.11)	
	4:49.54 (33.14)	5:22.56 (33.02)			
---	Torres, Julianne C	FR	Rutgers University Swimming-NJ	NT	SCR

**Rutgers Quad Meet - 11-07-2014 to 11-08-2014****Real-Time Results at www.besmarttinc.com****Follow Be Smartt Inc on Facebook & Twitter!****Results****Women 1000 Yard Freestyle**

Name	Yr	School	Seed Time	Finals Time
1 Mayo, Emily A	SO	Villanova University-MA	NT	10:06.36
28.17	58.27 (30.10)	1:28.62 (30.35)	1:59.18 (30.56)	
2:29.57 (30.39)	3:00.34 (30.77)	3:31.11 (30.77)	4:01.78 (30.67)	
4:32.32 (30.54)	5:02.83 (30.51)	5:33.31 (30.48)	6:03.87 (30.56)	
6:34.21 (30.34)	7:04.59 (30.38)	7:35.30 (30.71)	8:05.67 (30.37)	
8:36.08 (30.41)	9:06.67 (30.59)	9:36.80 (30.13)	10:06.36 (29.56)	
2 Daday, Caitlin E	FR	Villanova University-MA	NT	10:08.54
6:34.39 ()	7:05.27 (30.88)	7:35.78 (30.51)	8:06.49 (30.71)	
8:37.48 (30.99)	9:08.48 (31.00)	9:39.02 (30.54)	10:08.54 (29.52)	
3 Merkle, Erin S	SO	Villanova University-MA	NT	10:20.25
28.05	58.57 (30.52)	1:29.57 (31.00)	2:00.66 (31.09)	
2:31.76 (31.10)	3:02.87 (31.11)	3:33.94 (31.07)	4:05.47 (31.53)	
4:37.11 (31.64)	5:08.38 (31.27)	5:39.72 (31.34)	6:11.01 (31.29)	
6:42.66 (31.65)	7:14.13 (31.47)	7:45.46 (31.33)	8:17.13 (31.67)	
8:48.98 (31.85)	9:20.26 (31.28)	9:50.64 (30.38)	10:20.25 (29.61)	
4 Erwin, Emily W	FR	Rutgers University Swimming-NJ	NT	10:24.71
27.30	57.04 (29.74)	1:27.48 (30.44)	1:58.08 (30.60)	
2:28.91 (30.83)	2:59.91 (31.00)	3:31.43 (31.52)	4:03.01 (31.58)	
4:34.46 (31.45)	5:06.25 (31.79)	5:38.07 (31.82)	6:09.77 (31.70)	
6:41.62 (31.85)	7:13.27 (31.65)	7:45.28 (32.01)	8:17.32 (32.04)	
8:49.22 (31.90)	9:21.24 (32.02)	9:53.53 (32.29)	10:24.71 (31.18)	
5 Lee, Brogan D	SR	Rutgers University Swimming-NJ	NT	10:31.98
29.26	1:00.63 (31.37)	1:32.38 (31.75)	2:04.22 (31.84)	
2:35.97 (31.75)	3:07.65 (31.68)	3:39.34 (31.69)	4:11.13 (31.79)	
4:43.05 (31.92)	5:15.09 (32.04)	5:46.59 (31.50)	6:18.22 (31.63)	
6:50.10 (31.88)	7:22.05 (31.95)	7:54.16 (32.11)	8:26.18 (32.02)	
8:57.87 (31.69)	9:29.53 (31.66)	10:01.02 (31.49)	10:31.98 (30.96)	
6 Ryan, Christine L	FR	Georgetown University-PV	NT	10:34.16
28.48	59.02 (30.54)	1:29.82 (30.80)	2:01.06 (31.24)	
2:32.48 (31.42)	3:04.08 (31.60)	3:36.07 (31.99)	4:08.05 (31.98)	
4:40.21 (32.16)	5:12.40 (32.19)	5:44.51 (32.11)	6:16.26 (31.75)	
6:48.47 (32.21)	7:20.96 (32.49)	7:53.32 (32.36)	8:25.71 (32.39)	
8:58.27 (32.56)	9:30.74 (32.47)	10:02.60 (31.86)	10:34.16 (31.56)	
7 Carlisle, Caroline A	SR	Rutgers University Swimming-NJ	NT	10:40.39
29.09	1:00.01 (30.92)	1:31.38 (31.37)	2:03.00 (31.62)	
2:34.77 (31.77)	3:06.83 (32.06)	3:38.90 (32.07)	4:10.89 (31.99)	
4:42.90 (32.01)	5:15.21 (32.31)	5:47.67 (32.46)	6:20.14 (32.47)	
6:52.79 (32.65)	7:25.47 (32.68)	7:58.19 (32.72)	8:30.56 (32.37)	
9:03.15 (32.59)	9:35.85 (32.70)	10:08.47 (32.62)	10:40.39 (31.92)	
8 Regan, Courtney T	FR	Seton Hall University-NJ	NT	10:47.63
29.43	1:00.87 (31.44)	1:32.85 (31.98)	2:05.46 (32.61)	
2:37.91 (32.45)	3:10.28 (32.37)	3:42.89 (32.61)	4:15.59 (32.70)	
4:48.39 (32.80)	5:21.19 (32.80)	5:54.10 (32.91)	6:26.67 (32.57)	
6:59.54 (32.87)	7:32.28 (32.74)	8:05.11 (32.83)	8:38.00 (32.89)	
9:10.55 (32.55)	9:43.47 (32.92)	10:16.10 (32.63)	10:47.63 (31.53)	

**Rutgers Quad Meet - 11-07-2014 to 11-08-2014**Real-Time Results at www.besmarttinc.com

Follow Be Smartt Inc on Facebook & Twitter!

Results**(Women 1000 Yard Freestyle)**

Name	Yr	School	Seed Time	Finals Time
9 Naumann, Erica j	SO	Seton Hall University-NJ	NT	10:47.93
28.92	1:00.54 (31.62)	1:32.68 (32.14)	2:05.14 (32.46)	
2:37.67 (32.53)	3:10.46 (32.79)	3:43.17 (32.71)	4:15.91 (32.74)	
4:48.91 (33.00)	5:21.99 (33.08)	5:54.73 (32.74)	6:27.69 (32.96)	
7:00.36 (32.67)	7:32.92 (32.56)	8:05.96 (33.04)	8:38.84 (32.88)	
9:11.37 (32.53)	9:44.25 (32.88)	10:16.56 (32.31)	10:47.93 (31.37)	
10 Hall, Emily	SR	Georgetown University-PV	10:49.10	10:52.10
29.29	1:00.96 (31.67)	1:33.02 (32.06)	2:05.55 (32.53)	
2:38.11 (32.56)	3:10.80 (32.69)	3:43.74 (32.94)	4:16.79 (33.05)	
4:50.09 (33.30)	5:23.06 (32.97)	5:56.06 (33.00)	6:29.03 (32.97)	
7:02.14 (33.11)	7:35.38 (33.24)	8:08.52 (33.14)	8:41.67 (33.15)	
9:14.85 (33.18)	9:47.73 (32.88)	10:20.42 (32.69)	10:52.10 (31.68)	
11 Adams, Katie M	JR	Seton Hall University-NJ	NT	10:57.78
29.64	1:01.63 (31.99)	1:34.09 (32.46)	2:07.04 (32.95)	
2:39.87 (32.83)	3:12.94 (33.07)	3:46.02 (33.08)	4:19.01 (32.99)	
4:52.42 (33.41)	5:25.72 (33.30)	5:58.81 (33.09)	6:32.18 (33.37)	
7:05.47 (33.29)	7:38.52 (33.05)	8:11.57 (33.05)	8:44.82 (33.25)	
9:18.03 (33.21)	9:51.32 (33.29)	10:24.63 (33.31)	10:57.78 (33.15)	
12 Housman, Emma G	FR	Georgetown University-PV	11:07.08	11:00.49
28.93	1:00.72 (31.79)	1:32.83 (32.11)	2:05.51 (32.68)	
2:37.96 (32.45)	3:10.84 (32.88)	3:43.91 (33.07)	4:17.07 (33.16)	
4:50.42 (33.35)	5:24.02 (33.60)	5:57.59 (33.57)	6:31.30 (33.71)	
7:05.24 (33.94)	7:38.66 (33.42)	8:12.27 (33.61)	8:46.42 (34.15)	
9:20.58 (34.16)	9:54.70 (34.12)	10:28.27 (33.57)	11:00.49 (32.22)	

**Rutgers Quad Meet - 11-07-2014 to 11-08-2014****Real-Time Results at www.besmarttinc.com****Follow Be Smartt Inc on Facebook & Twitter!****Results****Women 100 Yard Backstroke****51.63 D1A****55.09 D1B**

Name	Yr	School	Seed Time	Finals Time
1 Wu, Joanna W	JR	Rutgers University Swimming-NJ	NT	55.35
26.53		55.35 (28.82)		
2 Daigneault, Gabrielle	FR	Villanova University-MA	NT	57.30
28.19		57.30 (29.11)		
3 Bush, Melody	SO	Seton Hall University-NJ	NT	58.32
28.33		58.32 (29.99)		
4 Spillane, Mary	FR	Villanova University-MA	NT	59.52
28.94		59.52 (30.58)		
5 Lord, Colleen E	SO	Villanova University-MA	NT	59.64
29.02		59.64 (30.62)		
6 Duncalf, Kathleen S	SO	Georgetown University-PV	59.68	1:00.20
29.22		1:00.20 (30.98)		
7 Levine, Gabbi	JR	Seton Hall University-NJ	NT	1:00.70
29.21		1:00.70 (31.49)		
8 Gibson-Brokop, Lindsay V	SR	Rutgers University Swimming-NJ	NT	1:00.83
29.92		1:00.83 (30.91)		
9 Bumgardner, Hayden S	JR	Villanova University-MA	NT	x1:01.41
29.76		1:01.41 (31.65)		
10 Murphy, Ryan E	FR	Georgetown University-PV	1:01.28	1:01.58
29.57		1:01.58 (32.01)		
11 Gaynor, Molly R	SO	Georgetown University-PV	59.77	1:01.86
30.54		1:01.86 (31.32)		
12 Cammann, Emma C	SO	Georgetown University-PV	57.32	x1:01.96
30.02		1:01.96 (31.94)		
13 Kiely, Meghan G	SO	Rutgers University Swimming-NJ	NT	1:02.14
30.49		1:02.14 (31.65)		
14 Meehan, Cora E	JR	Seton Hall University-NJ	NT	1:02.23
30.45		1:02.23 (31.78)		
15 Anderson, Paige D	SO	Seton Hall University-NJ	NT	x1:02.25
30.23		1:02.25 (32.02)		

**Rutgers Quad Meet - 11-07-2014 to 11-08-2014****Real-Time Results at www.besmarttinc.com****Follow Be Smartt Inc on Facebook & Twitter!****Results****Women 200 Yard Backstroke****1:52.52 D1A****1:59.19 D1B**

Name	Yr	School	Seed Time	Finals Time
1 Wu, Joanna W	JR	Rutgers University Swimming-NJ	NT	2:02.05
27.78	58.25 (30.47)	1:30.00 (31.75)	2:02.05 (32.05)	
2 Daigneault, Gabrielle	FR	Villanova University-MA	NT	2:03.17
29.01	1:00.08 (31.07)	1:31.39 (31.31)	2:03.17 (31.78)	
3 Daday, Caitlin E	FR	Villanova University-MA	NT	2:04.54
30.03	1:01.20 (31.17)	1:32.96 (31.76)	2:04.54 (31.58)	
4 Lord, Colleen E	SO	Villanova University-MA	NT	2:07.34
29.99	1:01.81 (31.82)	1:34.61 (32.80)	2:07.34 (32.73)	
5 Duncalf, Kathleen S	SO	Georgetown University-PV	2:08.05	2:07.76
30.23	1:02.74 (32.51)	1:35.98 (33.24)	2:07.76 (31.78)	
6 Spillane, Mary	FR	Villanova University-MA	NT	x2:08.51
30.12	1:02.89 (32.77)	1:36.09 (33.20)	2:08.51 (32.42)	
7 Cammann, Emma C	SO	Georgetown University-PV	2:05.28	2:11.10
30.82	1:03.83 (33.01)	1:37.73 (33.90)	2:11.10 (33.37)	
8 Gibson-Brokop, Lindsay V	SR	Rutgers University Swimming-NJ	NT	2:11.92
31.08	1:04.28 (33.20)	1:38.24 (33.96)	2:11.92 (33.68)	
9 Buonaiuto, Kelsey r	SO	Seton Hall University-NJ	NT	2:12.38
31.20	1:04.83 (33.63)	1:38.54 (33.71)	2:12.38 (33.84)	
10 Meehan, Cora E	JR	Seton Hall University-NJ	NT	2:12.87
31.27	1:04.64 (33.37)	1:38.79 (34.15)	2:12.87 (34.08)	
11 Torres, Julianne C	FR	Rutgers University Swimming-NJ	NT	2:14.03
31.76	1:05.38 (33.62)	1:39.97 (34.59)	2:14.03 (34.06)	
12 Anderson, Paige D	SO	Seton Hall University-NJ	NT	2:14.20
31.73	1:05.58 (33.85)	1:40.30 (34.72)	2:14.20 (33.90)	
13 Murphy, Ryan E	FR	Georgetown University-PV	2:10.45	2:14.65
30.54	1:03.56 (33.02)	1:38.40 (34.84)	2:14.65 (36.25)	
14 Carlisle, Caroline A	SR	Rutgers University Swimming-NJ	NT	x2:14.95
31.29	1:05.36 (34.07)	1:40.29 (34.93)	2:14.95 (34.66)	
15 Mayer, Leah C	JR	Seton Hall University-NJ	NT	x2:16.66
32.11	1:06.42 (34.31)	1:41.56 (35.14)	2:16.66 (35.10)	
16 Carter, Jillian N	SR	Georgetown University-PV	NT	x2:18.42
32.70	1:08.01 (35.31)	1:43.42 (35.41)	2:18.42 (35.00)	
--- Santis, Alexa J	JR	Seton Hall University-NJ	NT	SCR
--- Erwin, Emily W	FR	Rutgers University Swimming-NJ	NT	SCR
--- Bush, Melody	SO	Seton Hall University-NJ	NT	SCR

**Rutgers Quad Meet - 11-07-2014 to 11-08-2014****Real-Time Results at www.besmarttinc.com****Follow Be Smartt Inc on Facebook & Twitter!****Results****Women 100 Yard Breaststroke****59.12 D1A****1:02.49 D1B**

Name	Yr	School	Seed Time	Finals Time
1 Leberfinger, Greta R 30.22	SR	Rutgers University Swimming-NJ	NT	1:03.67
2 Stoddard, Rachel M 31.54	SO	Rutgers University Swimming-NJ	NT	1:06.42
*3 Owens, Haley E 31.30	FR	Georgetown University-PV	1:07.41	1:06.61
*3 Neilan, Larissa C 31.38	FR	Rutgers University Swimming-NJ	NT	1:06.61
5 Farley, Heather A 31.86	FR	Villanova University-MA	NT	1:07.26
6 Mallon, Megan H 31.62	JR	Seton Hall University-NJ	NT	1:07.60
7 Simpson, Sydney R 32.91	FR	Seton Hall University-NJ	NT	1:08.31
8 Fitzpatrick, Molly M 32.50	FR	Georgetown University-PV	1:08.42	1:08.59
9 Cacciatore, Olivia 32.83	FR	Villanova University-MA	NT	1:08.63
10 Haufler, Kristin M 32.22	SO	Villanova University-MA	NT	1:09.39
11 Barsanti, Lia C 32.94	FR	Georgetown University-PV	1:10.85	1:09.52
12 Buonaiuto, Kelsey r 33.35	SO	Seton Hall University-NJ	NT	1:10.35
13 Armstrong, Rachel A 34.36	FR	Georgetown University-PV	NT	x1:12.17
14 deFreitas, Hannah S 34.08	FR	Villanova University-MA	NT	x1:12.20
15 Bucca, Anne c 33.60	SO	Seton Hall University-NJ	NT	x1:12.23
--- Bandman, Casey E	SR	Georgetown University-PV	NT	SCR

**Rutgers Quad Meet - 11-07-2014 to 11-08-2014****Real-Time Results at www.besmarttinc.com****Follow Be Smartt Inc on Facebook & Twitter!****Results****Women 200 Yard Breaststroke****2:07.70 D1A****2:15.99 D1B**

Name	Yr	School	Seed Time	Finals Time
1 Leberfinger, Greta R	SR	Rutgers University Swimming-NJ	NT	2:19.03
31.60	1:06.85 (35.25)	1:43.10 (36.25)	2:19.03 (35.93)	
2 Stoddard, Rachel M	SO	Rutgers University Swimming-NJ	NT	2:22.86
32.25	1:08.48 (36.23)	1:45.19 (36.71)	2:22.86 (37.67)	
3 Neilan, Larissa C	FR	Rutgers University Swimming-NJ	NT	2:24.52
32.78	1:08.94 (36.16)	1:46.61 (37.67)	2:24.52 (37.91)	
4 Owens, Haley E	FR	Georgetown University-PV	2:25.66	2:25.63
32.61	1:08.96 (36.35)	1:46.80 (37.84)	2:25.63 (38.83)	
5 Cacciatore, Olivia	FR	Villanova University-MA	NT	2:26.96
33.91	1:11.25 (37.34)	1:49.33 (38.08)	2:26.96 (37.63)	
6 Fitzpatrick, Molly M	FR	Georgetown University-PV	2:25.33	2:27.70
33.00	1:09.88 (36.88)	1:48.06 (38.18)	2:27.70 (39.64)	
7 Simpson, Sydney R	FR	Seton Hall University-NJ	NT	2:28.18
33.79	1:11.56 (37.77)	1:50.25 (38.69)	2:28.18 (37.93)	
8 Mallon, Megan H	JR	Seton Hall University-NJ	NT	2:28.48
33.57	1:11.68 (38.11)	1:49.64 (37.96)	2:28.48 (38.84)	
9 Randolph, Jessie A	SO	Villanova University-MA	NT	2:29.81
34.44	1:12.94 (38.50)	1:51.50 (38.56)	2:29.81 (38.31)	
10 Farley, Heather A	FR	Villanova University-MA	NT	2:30.08
34.97	1:12.47 (37.50)	1:51.46 (38.99)	2:30.08 (38.62)	
11 Armstrong, Rachel A	FR	Georgetown University-PV	2:33.63	2:32.60
34.35	1:12.55 (38.20)	1:52.55 (40.00)	2:32.60 (40.05)	
12 Carlisle, Caroline A	SR	Rutgers University Swimming-NJ	NT	x2:32.80
34.79	1:13.47 (38.68)	1:52.88 (39.41)	2:32.80 (39.92)	
13 Barsanti, Lia C	FR	Georgetown University-PV	2:34.69	x2:33.16
34.68	1:13.28 (38.60)	1:53.41 (40.13)	2:33.16 (39.75)	
14 deFreitas, Hannah S	FR	Villanova University-MA	NT	x2:34.32
35.02	1:13.90 (38.88)	1:53.95 (40.05)	2:34.32 (40.37)	
15 Mostoller, Megan F	SR	Seton Hall University-NJ	NT	2:34.62
34.99	1:13.67 (38.68)	1:53.90 (40.23)	2:34.62 (40.72)	
16 Harris, Madison G	FR	Seton Hall University-NJ	NT	x2:35.65
34.50	1:13.22 (38.72)	1:53.99 (40.77)	2:35.65 (41.66)	

**Rutgers Quad Meet - 11-07-2014 to 11-08-2014****Real-Time Results at www.besmarttinc.com****Follow Be Smartt Inc on Facebook & Twitter!****Results****Women 100 Yard Butterfly****51.70 D1A****54.49 D1B**

Name	Yr	School	Seed Time	Finals Time
1 Pfaff, Morgan S 26.56	JR	Rutgers University Swimming-NJ	NT	56.34
2 Hardie, Fiona 26.30	JR	Villanova University-MA	NT	57.44
3 Fabbri, Erica K 27.04	JR	Georgetown University-PV	54.85	57.68
4 Lee, Thomasin E 27.59	FR	Rutgers University Swimming-NJ	NT	58.51
5 Rymer, Karli D 27.21	FR	Rutgers University Swimming-NJ	NT	58.59
6 Gaynor, Molly R 27.28	SO	Georgetown University-PV	55.59	58.82
7 Ninness, Mackenzie C 27.87	FR	Villanova University-MA	NT	58.86
8 Haufler, Kristin M 27.37	SO	Villanova University-MA	NT	58.99
9 McLaughlin, Shana M 27.76	FR	Georgetown University-PV	NT	59.03
10 Simpson, Sydney R 27.76	FR	Seton Hall University-NJ	NT	59.17
11 Lindner, Tessa L 27.64	SO	Seton Hall University-NJ	NT	59.33
12 Ward, Lauren E 27.78	JR	Georgetown University-PV	57.69	x59.60
13 Levine, Gabbi 28.46	JR	Seton Hall University-NJ	NT	1:00.39
14 Ehret, Jane M 28.90	SR	Seton Hall University-NJ	NT	x1:01.62
15 Kollanus, Kaisla 27.24	JR	Villanova University-MA	NT	x1:01.83
16 Newton, Sophie M 28.52	JR	Rutgers University Swimming-NJ	NT	x1:01.87

**Rutgers Quad Meet - 11-07-2014 to 11-08-2014****Real-Time Results at www.besmarttinc.com****Follow Be Smartt Inc on Facebook & Twitter!****Results****Women 200 Yard Butterfly****1:54.45 D1A****1:59.59 D1B**

Name	Yr	School	Seed Time	Finals Time
1 Pfaff, Morgan S 27.50	JR	Rutgers University Swimming-NJ	NT 58.15 (30.65) 1:29.54 (31.39) 2:01.63 (32.09)	2:01.63
2 Hardie, Fiona 27.82	JR	Villanova University-MA	NT 59.28 (31.46) 1:32.07 (32.79) 2:03.92 (31.85)	2:03.92
3 Lee, Thomasin E 28.42	FR	Rutgers University Swimming-NJ	NT 1:00.74 (32.32) 1:33.74 (33.00) 2:06.58 (32.84)	2:06.58
4 McLaughlin, Shana M 28.35	FR	Georgetown University-PV	2:08.76 1:00.45 (32.10) 1:33.92 (33.47) 2:07.77 (33.85)	2:07.77
5 Sullivan, Christine 30.12	FR	Villanova University-MA	NT 1:01.71 (31.59) 1:35.08 (33.37) 2:08.46 (33.38)	2:08.46
6 Ninness, Mackenzie C 28.96	FR	Villanova University-MA	NT 1:01.57 (32.61) 1:35.33 (33.76) 2:09.02 (33.69)	2:09.02
7 Lindner, Tessa L 29.61	SO	Seton Hall University-NJ	NT 1:02.35 (32.74) 1:36.61 (34.26) 2:11.53 (34.92)	2:11.53
8 Ward, Lauren E 29.01	JR	Georgetown University-PV	2:08.62 1:02.61 (33.60) 1:37.48 (34.87) 2:11.81 (34.33)	2:11.81
9 Carter, Jillian N 29.20	SR	Georgetown University-PV	2:03.86 1:02.27 (33.07) 1:36.46 (34.19) 2:11.82 (35.36)	2:11.82
10 Ehret, Jane M 28.56	SR	Seton Hall University-NJ	NT 1:00.90 (32.34) 1:35.07 (34.17) 2:11.93 (36.86)	2:11.93
11 Nicolosi, Sara 29.12	FR	Villanova University-MA	NT 1:02.74 (33.62) 1:37.15 (34.41) 2:11.95 (34.80)	x2:11.95
12 Rymer, Karli D 28.51	FR	Rutgers University Swimming-NJ	NT 1:01.21 (32.70) 1:35.80 (34.59) 2:13.22 (37.42)	2:13.22
13 Brottman, Barbra J 30.43	SO	Rutgers University Swimming-NJ	NT 1:04.49 (34.06) 1:39.46 (34.97) 2:14.27 (34.81)	x2:14.27
14 Gaudiosi, Jessica C 30.09	SR	Georgetown University-PV	2:09.57 1:04.27 (34.18) 1:39.73 (35.46) 2:15.42 (35.69)	x2:15.42
15 Henry, Cecelia c 29.64	SO	Seton Hall University-NJ	NT 1:03.01 (33.37) 1:38.57 (35.56) 2:15.54 (36.97)	2:15.54
16 Mayer, Leah C 31.09	JR	Seton Hall University-NJ	NT 1:05.99 (34.90) 1:42.26 (36.27) 2:19.47 (37.21)	x2:19.47

**Rutgers Quad Meet - 11-07-2014 to 11-08-2014****Real-Time Results at www.besmarttinc.com****Follow Be Smartt Inc on Facebook & Twitter!****Results****Women 200 Yard IM****1:55.35 D1A****2:01.59 D1B**

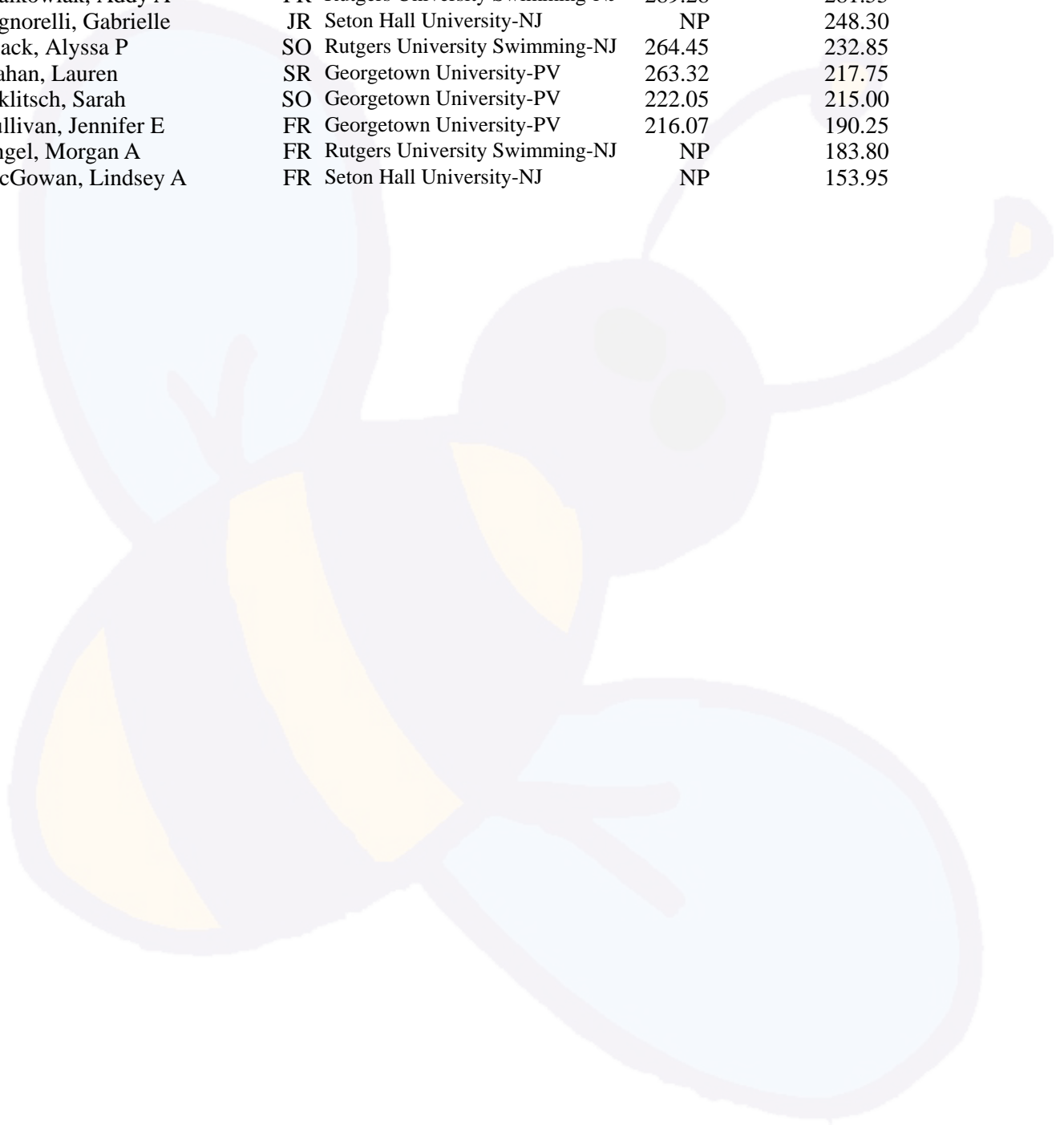
Name	Yr	School	Seed Time	Finals Time
1 Pfaff, Morgan S	JR	Rutgers University Swimming-NJ	NT	2:04.36
26.58	58.75 (32.17)	1:35.00 (36.25)	2:04.36 (29.36)	
2 Leberfinger, Greta R	SR	Rutgers University Swimming-NJ	NT	2:05.96
27.60	1:01.09 (33.49)	1:35.90 (34.81)	2:05.96 (30.06)	
3 Daigneault, Gabrielle	FR	Villanova University-MA	NT	2:06.60
27.49	59.46 (31.97)	1:36.99 (37.53)	2:06.60 (29.61)	
4 Randolph, Jessie A	SO	Villanova University-MA	NT	2:08.76
29.17	1:02.17 (33.00)	1:40.97 (38.80)	2:08.76 (27.79)	
5 Jurek, Sara H	SR	Villanova University-MA	NT	2:09.58
28.09	1:00.45 (32.36)	1:40.34 (39.89)	2:09.58 (29.24)	
6 Neilan, Larissa C	FR	Rutgers University Swimming-NJ	NT	2:10.94
27.73	1:02.79 (35.06)	1:40.12 (37.33)	2:10.94 (30.82)	
7 Ronayne, Kylene R	FR	Seton Hall University-NJ	NT	2:11.09
28.14	1:00.72 (32.58)	1:41.81 (41.09)	2:11.09 (29.28)	
8 Stoddard, Rachel M	SO	Rutgers University Swimming-NJ	NT	x2:11.52
28.40	1:03.06 (34.66)	1:40.07 (37.01)	2:11.52 (31.45)	
9 Quinn, Madeleine J	FR	Georgetown University-PV	2:13.06	2:12.86
27.62	1:01.18 (33.56)	1:41.51 (40.33)	2:12.86 (31.35)	
10 Koch, Katie E	SR	Villanova University-MA	NT	x2:13.63
28.90	1:02.50 (33.60)	1:42.13 (39.63)	2:13.63 (31.50)	
11 Armstrong, Rachel A	FR	Georgetown University-PV	2:14.92	2:14.13
29.15	1:02.65 (33.50)	1:42.71 (40.06)	2:14.13 (31.42)	
12 Buonaiuto, Kelsey r	SO	Seton Hall University-NJ	NT	2:14.84
29.67	1:03.99 (34.32)	1:42.95 (38.96)	2:14.84 (31.89)	
13 Fitzpatrick, Molly M	FR	Georgetown University-PV	2:13.41	2:14.86
29.33	1:04.31 (34.98)	1:42.52 (38.21)	2:14.86 (32.34)	
14 Dinapoli, Kim	SR	Georgetown University-PV	2:09.44	x2:16.64
30.11	1:04.54 (34.43)	1:45.02 (40.48)	2:16.64 (31.62)	
15 Bush, Melody	SO	Seton Hall University-NJ	NT	2:17.84
29.91	1:03.81 (33.90)	1:45.73 (41.92)	2:17.84 (32.11)	
16 Henry, Cecelia c	SO	Seton Hall University-NJ	NT	x2:18.99
29.51	1:04.25 (34.74)	1:45.74 (41.49)	2:18.99 (33.25)	

**Rutgers Quad Meet - 11-07-2014 to 11-08-2014****Real-Time Results at www.besmarttinc.com****Follow Be Smartt Inc on Facebook & Twitter!****Results****Women 400 Yard IM****4:05.37 D1A****4:19.39 D1B**

Name	Yr	School	Seed Time	Finals Time
1 Pfaff, Morgan S	JR	Rutgers University Swimming-NJ	NT	4:26.13
28.10	59.71 (31.61)	1:34.69 (34.98)	2:08.59 (33.90)	
2:46.62 (38.03)	3:24.81 (38.19)	3:56.09 (31.28)	4:26.13 (30.04)	
2 Leberfinger, Greta R	SR	Rutgers University Swimming-NJ	NT	4:27.41
29.40	1:02.65 (33.25)	1:37.67 (35.02)	2:12.70 (35.03)	
2:48.72 (36.02)	3:25.28 (36.56)	3:56.72 (31.44)	4:27.41 (30.69)	
3 Daigneault, Gabrielle	FR	Villanova University-MA	NT	4:29.34
28.68	1:00.86 (32.18)	1:35.02 (34.16)	2:08.90 (33.88)	
2:47.65 (38.75)	3:26.89 (39.24)	3:58.21 (31.32)	4:29.34 (31.13)	
4 Erwin, Emily W	FR	Rutgers University Swimming-NJ	NT	4:33.78
30.63	1:05.08 (34.45)	1:39.62 (34.54)	2:13.18 (33.56)	
2:52.44 (39.26)	3:31.65 (39.21)	4:03.25 (31.60)	4:33.78 (30.53)	
5 Jurek, Sara H	SR	Villanova University-MA	NT	4:36.60
29.10	1:01.53 (32.43)	1:36.85 (35.32)	2:11.77 (34.92)	
2:52.37 (40.60)	3:33.36 (40.99)	4:05.57 (32.21)	4:36.60 (31.03)	
6 Ronayne, Kylene R	FR	Seton Hall University-NJ	NT	4:38.57
29.69	1:03.21 (33.52)	1:38.86 (35.65)	2:12.92 (34.06)	
2:54.65 (41.73)	3:36.16 (41.51)	4:07.92 (31.76)	4:38.57 (30.65)	
7 Brottman, Barbra J	SO	Rutgers University Swimming-NJ	NT	x4:40.73
30.64	1:05.15 (34.51)	1:41.53 (36.38)	2:17.63 (36.10)	
2:57.74 (40.11)	3:38.61 (40.87)	4:09.98 (31.37)	4:40.73 (30.75)	
8 Snyder, Mary C	SO	Villanova University-MA	NT	4:41.74
29.74	1:03.35 (33.61)	1:38.86 (35.51)	2:13.69 (34.83)	
2:56.08 (42.39)	3:39.51 (43.43)	4:11.26 (31.75)	4:41.74 (30.48)	
9 Koch, Katie E	SR	Villanova University-MA	NT	x4:42.29
30.21	1:02.65 (32.44)	1:39.75 (37.10)	2:16.45 (36.70)	
2:56.95 (40.50)	3:38.19 (41.24)	4:11.02 (32.83)	4:42.29 (31.27)	
10 Armstrong, Rachel A	FR	Georgetown University-PV	4:46.67	4:44.33
29.52	1:03.54 (34.02)	1:39.44 (35.90)	2:14.81 (35.37)	
2:56.30 (41.49)	3:38.34 (42.04)	4:11.91 (33.57)	4:44.33 (32.42)	
11 Hall, Emily	SR	Georgetown University-PV	4:33.09	4:44.62
30.57	1:05.19 (34.62)	1:42.67 (37.48)	2:19.55 (36.88)	
3:00.60 (41.05)	3:41.21 (40.61)	4:13.06 (31.85)	4:44.62 (31.56)	
12 Regan, Courtney T	FR	Seton Hall University-NJ	NT	4:44.64
31.66	1:07.22 (35.56)	1:44.01 (36.79)	2:20.14 (36.13)	
2:59.43 (39.29)	3:40.07 (40.64)	4:13.17 (33.10)	4:44.64 (31.47)	
13 Dinapoli, Kim	SR	Georgetown University-PV	4:31.54	4:45.09
30.44	1:04.86 (34.42)	1:41.18 (36.32)	2:16.74 (35.56)	
2:58.62 (41.88)	3:40.67 (42.05)	4:13.43 (32.76)	4:45.09 (31.66)	
14 Ehret, Jane M	SR	Seton Hall University-NJ	NT	4:47.95
29.13	1:02.49 (33.36)	1:41.24 (38.75)	2:19.26 (38.02)	
3:00.64 (41.38)	3:43.74 (43.10)	4:16.61 (32.87)	4:47.95 (31.34)	
15 Henry, Cecelia c	SO	Seton Hall University-NJ	NT	x4:51.19
29.94	1:03.74 (33.80)	1:40.18 (36.44)	2:15.89 (35.71)	
2:58.46 (42.57)	3:41.39 (42.93)	4:17.14 (35.75)	4:51.19 (34.05)	
16 Gaudiosi, Jessica C	SR	Georgetown University-PV	4:39.77	x4:56.90
30.16	1:04.95 (34.79)	1:42.63 (37.68)	2:19.77 (37.14)	
3:03.79 (44.02)	3:48.18 (44.39)	4:22.77 (34.59)	4:56.90 (34.13)	
--- Lee, Brogan D	SR	Rutgers University Swimming-NJ	NT	SCR

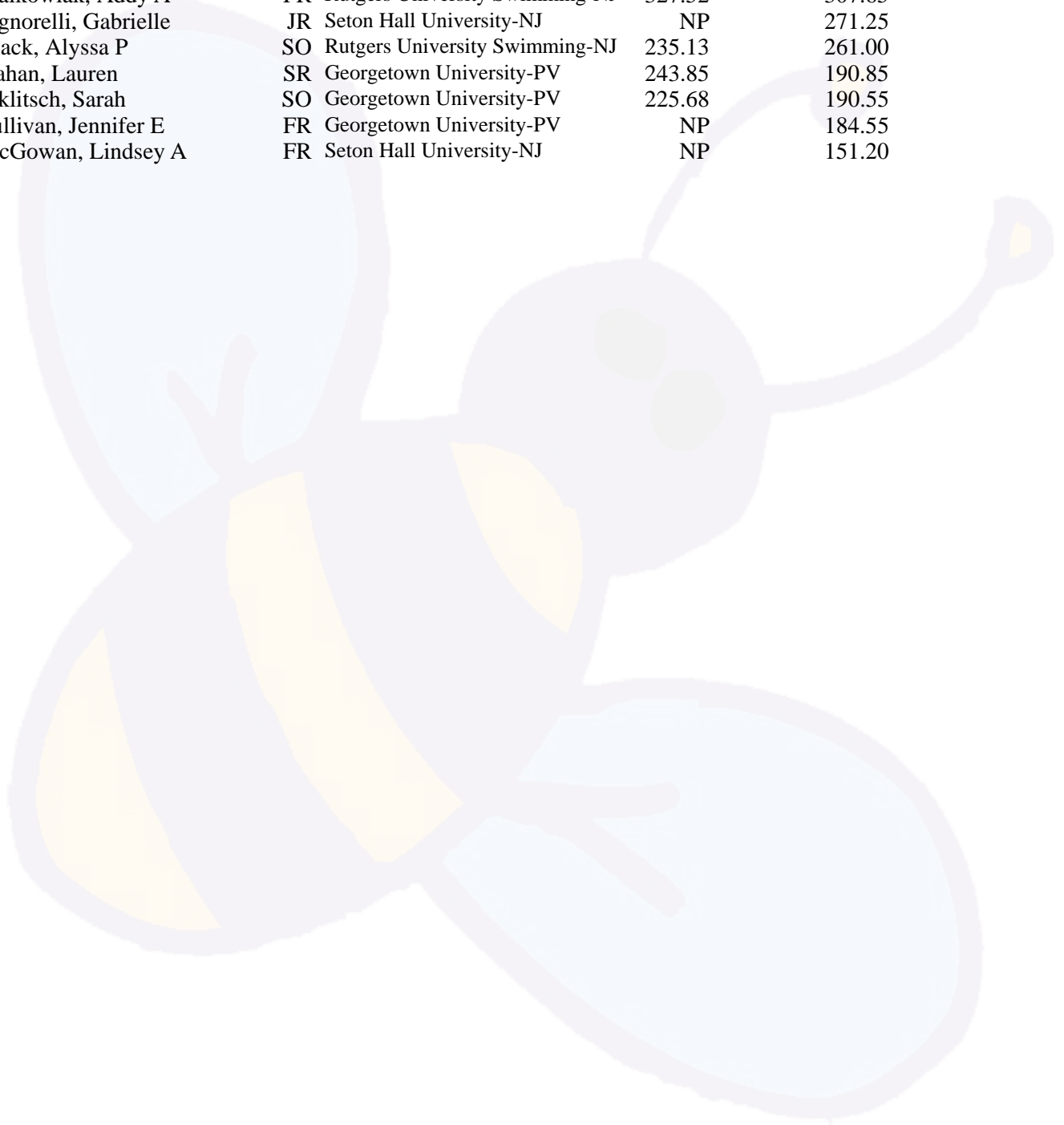
**Rutgers Quad Meet - 11-07-2014 to 11-08-2014****Real-Time Results at www.besmarttinc.com****Follow Be Smartt Inc on Facebook & Twitter!****Results****Women 1 mtr Diving**

	Name	Yr	School		Finals Score
1	Walkowiak, Addy A	FR	Rutgers University Swimming-NJ	289.28	281.55
2	Signorelli, Gabrielle	JR	Seton Hall University-NJ	NP	248.30
3	Black, Alyssa P	SO	Rutgers University Swimming-NJ	264.45	232.85
4	Kahan, Lauren	SR	Georgetown University-PV	263.32	217.75
5	Jaklitsch, Sarah	SO	Georgetown University-PV	222.05	215.00
6	Sullivan, Jennifer E	FR	Georgetown University-PV	216.07	190.25
7	Engel, Morgan A	FR	Rutgers University Swimming-NJ	NP	183.80
8	McGowan, Lindsey A	FR	Seton Hall University-NJ	NP	153.95



**Rutgers Quad Meet - 11-07-2014 to 11-08-2014****Real-Time Results at www.besmarttinc.com****Follow Be Smartt Inc on Facebook & Twitter!****Results****Women 3 mtr Diving**

	Name	Yr	School		Finals Score
1	Walkowiak, Addy A	FR	Rutgers University Swimming-NJ	327.52	307.65
2	Signorelli, Gabrielle	JR	Seton Hall University-NJ	NP	271.25
3	Black, Alyssa P	SO	Rutgers University Swimming-NJ	235.13	261.00
4	Kahan, Lauren	SR	Georgetown University-PV	243.85	190.85
5	Jaklitsch, Sarah	SO	Georgetown University-PV	225.68	190.55
6	Sullivan, Jennifer E	FR	Georgetown University-PV	NP	184.55
7	McGowan, Lindsey A	FR	Seton Hall University-NJ	NP	151.20



**Rutgers Quad Meet - 11-07-2014 to 11-08-2014****Real-Time Results at www.besmarttinc.com****Follow Be Smartt Inc on Facebook & Twitter!****Results****Women 200 Yard Freestyle Relay****1:29.49 D1A****1:30.17 D1B**

Team	Relay	Seed Time	Finals Time
1 Villanova University-MA	A	NT	1:35.84
1) Kollanus, Kaisla JR	2) Hardie, Fiona JR	3) Heider, Katrin SR	4) Jurek, Sara H SR
23.99 48.17 (24.18)	1:12.14 (23.97)	1:35.84 (23.70)	
2 Rutgers University Swimming	A	NT	1:36.02
1) Coyne, Sarah L JR	2) Kiely, Meghan G SO	3) Kudryashova, Julia R JR	4) Wu, Joanna W JR
24.39 48.47 (24.08)	1:12.71 (24.24)	1:36.02 (23.31)	
3 Georgetown University-PV	A	1:35.15	1:37.90
1) Page, Bailey M FR	2) Peterson, Kirstin J FR	3) Timochenko, Erin E JR	4) Fabbri, Erica K JR
24.48 49.13 (24.65)	1:13.94 (24.81)	1:37.90 (23.96)	
4 Villanova University-MA	B	NT	1:39.19
1) Daigneault, Gabrielle FR	2) Ninness, Mackenzie C FR	3) Haufler, Kristin M SO	4) Daday, Caitlin E FR
24.55 49.96 (25.41)	1:14.38 (24.42)	1:39.19 (24.81)	
5 Rutgers University Swimming	B	NT	1:39.31
1) Newton, Sophie M JR	2) Rymer, Karli D FR	3) Gibson-Brokop, Lindsay V	4) Stoddard, Rachel M SO
24.77 49.20 (24.43)	1:14.59 (25.39)	1:39.31 (24.72)	
6 Seton Hall University-NJ	A	NT	1:39.73
1) Carson, Kathryn S FR	2) Bush, Melody SO	3) Shirtliff, Samantha L FR	4) Ronayne, Kylene R FR
25.06 49.45 (24.39)	1:14.92 (25.47)	1:39.73 (24.81)	
7 Georgetown University-PV	B	NT	1:41.19
1) McLaughlin, Shana M FR	2) Bader, Delaney M JR	3) Cammann, Emma C SO	4) Gaynor, Molly R SO
25.40 51.00 (25.60)	1:16.02 (25.02)	1:41.19 (25.17)	
8 Villanova University-MA	C	NT	x1:41.29
1) Aksamit, Claire M SR	2) Bumgardner, Hayden S JR	3) Spillane, Mary FR	4) Conrad, Megan P SO
26.17 51.69 (25.52)	1:15.85 (24.16)	1:41.29 (25.44)	
9 Seton Hall University-NJ	B	NT	1:42.71
1) Levine, Gabbi JR	2) Alario, Isabelle R JR	3) Lindner, Tessa L SO	4) Buonaiuto, Kelsey r SO
25.87 51.59 (25.72)	1:16.92 (25.33)	1:42.71 (25.79)	
10 Seton Hall University-NJ	C	NT	x1:43.44
1) Congdon, Rae C JR	2) Simpson, Sydney R FR	3) Bucca, Anne c SO	4) Anderson, Paige D SO
26.10 52.00 (25.90)	1:17.84 (25.84)	1:43.44 (25.60)	
11 Villanova University-MA	D	NT	x1:43.48
1) Mayo, Emily A SO	2) Merkle, Erin S SO	3) Sullivan, Christine FR	4) Garcia, Laura FR
26.04 51.59 (25.55)	1:17.38 (25.79)	1:43.48 (26.10)	
12 Seton Hall University-NJ	D	NT	x1:44.59
1) Harris, Madison G FR	2) Adams, Katie M JR	3) Mayer, Leah C JR	4) Ehret, Jane M SR
26.68 52.63 (25.95)	1:18.75 (26.12)	1:44.59 (25.84)	

**Rutgers Quad Meet - 11-07-2014 to 11-08-2014****Real-Time Results at www.besmarttinc.com****Follow Be Smartt Inc on Facebook & Twitter!****Results****Women 400 Yard Freestyle Relay****3:16.41 D1A****3:18.11 D1B**

Team	Relay	Seed Time	Finals Time
1 Villanova University-MA	A	NT	3:28.98
1) Hardie, Fiona JR	2) Heider, Katrin SR	3) Randolph, Jessie A SO	4) Jurek, Sara H SR
25.49	53.37 (53.37)	1:18.23 (24.86)	1:45.70 (52.33)
2:10.51 (24.81)	2:37.35 (51.65)	3:02.28 (24.93)	3:28.98 (51.63)
2 Georgetown University-PV	A	NT	3:30.32
1) Page, Bailey M FR	2) Peterson, Kirstin J FR	3) Ryan, Christine L FR	4) Fabbri, Erica K JR
25.74	52.69 (52.69)	1:17.92 (25.23)	1:46.26 (53.57)
2:11.20 (24.94)	2:38.55 (52.29)	3:03.26 (24.71)	3:30.32 (51.77)
3 Rutgers University Swimming	A	NT	3:31.20
1) Coyne, Sarah L JR	2) Pfaff, Morgan S JR	3) Kiely, Meghan G SO	4) Wu, Joanna W JR
25.81	53.76 (53.76)	1:19.54 (25.78)	1:47.17 (53.41)
2:12.07 (24.90)	2:39.65 (52.48)	3:04.12 (24.47)	3:31.20 (51.55)
4 Villanova University-MA	B	NT	3:33.92
1) Lord, Colleen E SO	2) Haufler, Kristin M SO	3) Daigneault, Gabrielle FR	4) Daday, Caitlin E FR
26.40	54.97 (54.97)	1:20.34 (25.37)	1:48.57 (53.60)
2:13.68 (25.11)	2:40.96 (52.39)	3:06.56 (25.60)	3:33.92 (52.96)
5 Rutgers University Swimming	B	NT	3:35.21
1) Kudryashova, Julia R JR	2) Asselin, Chantal Y SO	3) Rymer, Karli D FR	4) Newton, Sophie M JR
25.74	54.04 (54.04)	1:19.99 (25.95)	1:48.12 (54.08)
2:13.43 (25.31)	2:41.52 (53.40)	3:06.91 (25.39)	3:35.21 (53.69)
6 Villanova University-MA	C	NT	x3:37.72
1) Snyder, Mary C SO	2) Spillane, Mary FR	3) Merkle, Erin S SO	4) Nicolosi, Sara FR
26.23	54.03 (54.03)	1:19.89 (25.86)	1:47.87 (53.84)
2:14.04 (26.17)	2:42.51 (54.64)	3:08.68 (26.17)	3:37.72 (55.21)
7 Seton Hall University-NJ	A	NT	3:38.68
1) Carson, Kathryn S FR	2) Ronayne, Kylene R FR	3) Lindner, Tessa L SO	4) Shirtliff, Samantha L FR
26.53	55.10 (55.10)	1:21.01 (25.91)	1:49.11 (54.01)
2:15.00 (25.89)	2:44.07 (54.96)	3:10.12 (26.05)	3:38.68 (54.61)
8 Georgetown University-PV	B	NT	3:42.03
1) McLaughlin, Shana M FR	2) Bader, Delaney M JR	3) Cammann, Emma C SO	4) Gaynor, Molly R SO
26.30	54.38 (54.38)	1:20.86 (26.48)	1:50.74 (56.36)
2:17.15 (26.41)	2:46.83 (56.09)	3:13.29 (26.46)	3:42.03 (55.20)
9 Villanova University-MA	D	NT	x3:43.71
1) Bumgardner, Hayden S JR	2) Aksamit, Claire M SR	3) Conrad, Megan P SO	4) Niness, Mackenzie C FR
27.24	56.28 (56.28)	1:22.84 (26.56)	1:52.23 (55.95)
2:18.89 (26.66)	2:47.49 (55.26)	3:13.75 (26.26)	3:43.71 (56.22)
10 Seton Hall University-NJ	C	NT	3:45.62
1) Adams, Katie M JR	2) Buonaiuto, Kelsey r SO	3) Mayer, Leah C JR	4) Ehret, Jane M SR
27.07	56.63 (56.63)	1:23.24 (26.61)	1:52.78 (56.15)
2:19.59 (26.81)	2:49.61 (56.83)	3:16.32 (26.71)	3:45.62 (56.01)
11 Seton Hall University-NJ	D	NT	x3:47.56
1) Harris, Madison G FR	2) Anderson, Paige D SO	3) Regan, Courtney T FR	4) Naumann, Erica j SO
27.57	57.02 (57.02)	1:23.42 (26.40)	1:52.47 (55.45)
2:20.35 (27.88)	2:50.42 (57.95)	3:17.76 (27.34)	3:47.56 (57.14)
12 Seton Hall University-NJ	B	NT	x3:48.21
1) Levine, Gabbi JR	2) Congdon, Rae C JR	3) Meehan, Cora E JR	4) Alario, Isabelle R JR
27.54	57.55 (57.55)	1:24.17 (26.62)	1:54.47 (56.92)
2:21.02 (26.55)	2:51.46 (56.99)	3:18.49 (27.03)	3:48.21 (56.75)



Rutgers Quad Meet - 11-07-2014 to 11-08-2014

Real-Time Results at www.besmarttinc.com

Follow Be Smartt Inc on Facebook & Twitter!

Results

(Women 400 Yard Freestyle Relay)

Team	Relay			Seed Time	Finals Time
13 Georgetown University-PV	C			NT	x3:50.50
1) Hall, Emily SR	2) Gaudiosi, Jessica C SR	3) Dinapoli, Kim SR		4) Carter, Jillian N SR	
28.20	58.33 (58.33)	1:25.72 (27.39)	1:56.48 (58.15)		
2:23.64 (27.16)	2:53.75 (57.27)	3:20.71 (26.96)	3:50.50 (56.75)		



**Rutgers Quad Meet - 11-07-2014 to 11-08-2014****Real-Time Results at www.besmarttinc.com****Follow Be Smartt Inc on Facebook & Twitter!****Results****Women 200 Yard Medley Relay****1:37.84 D1A****1:38.45 D1B**

Team	Relay	Seed Time	Finals Time
1 Rutgers University Swimming	A	NT	1:45.45
1) Wu, Joanna W JR	2) Leberfinger, Greta R SR	3) Pfaff, Morgan S JR	4) Coyne, Sarah L JR
26.33	55.89 (29.56)	1:21.50 (25.61)	1:45.45 (23.95)
2 Villanova University-MA	A	NT	1:47.32
1) Daigneault, Gabrielle FR	2) Farley, Heather A FR	3) Hardie, Fiona JR	4) Kollanus, Kaisla JR
26.78	57.49 (30.71)	1:23.24 (25.75)	1:47.32 (24.08)
3 Rutgers University Swimming	B	NT	1:49.25
1) Gibson-Brokop, Lindsay V SO	2) Stoddard, Rachel M SO	3) Rymer, Karli D FR	4) Kiely, Meghan G SO
28.89	59.61 (30.72)	1:25.50 (25.89)	1:49.25 (23.75)
4 Georgetown University-PV	A	1:44.79	1:49.66
1) Murphy, Ryan E FR	2) Owens, Haley E FR	3) Fabbri, Erica K JR	4) Page, Bailey M FR
29.08	59.73 (30.65)	1:25.53 (25.80)	1:49.66 (24.13)
5 Villanova University-MA	B	NT	1:50.66
1) Spillane, Mary FR	2) Cacciatore, Olivia FR	3) Haufler, Kristin M SO	4) Randolph, Jessie A SO
27.81	1:00.39 (32.58)	1:26.71 (26.32)	1:50.66 (23.95)
6 Seton Hall University-NJ	A	NT	1:50.97
1) Bush, Melody SO	2) Mallon, Megan H JR	3) Levine, Gabbi JR	4) Carson, Kathryn S FR
28.74	59.78 (31.04)	1:26.51 (26.73)	1:50.97 (24.46)
7 Seton Hall University-NJ	B	NT	1:51.38
1) Buonaiuto, Kelsey r SO	2) Simpson, Sydney R FR	3) Lindner, Tessa L SO	4) Ronayne, Kylene R FR
28.79	1:00.44 (31.65)	1:26.82 (26.38)	1:51.38 (24.56)
8 Georgetown University-PV	C	NT	1:51.91
1) Cammann, Emma C SO	2) Barsanti, Lia C FR	3) Carter, Jillian N SR	4) Bader, Delaney M JR
28.57	59.94 (31.37)	1:26.85 (26.91)	1:51.91 (25.06)
9 Georgetown University-PV	B	NT	x1:52.00
1) Duncalf, Kathleen S SO	2) Fitzpatrick, Molly M FR	3) Peterson, Kirstin J FR	4) McLaughlin, Shana M FR
28.70	1:00.76 (32.06)	1:27.32 (26.56)	1:52.00 (24.68)
10 Seton Hall University-NJ	C	NT	x1:54.11
1) Anderson, Paige D SO	2) Bucca, Anne c SO	3) Ehret, Jane M SR	4) Shirtliff, Samantha L FR
29.54	1:01.55 (32.01)	1:28.88 (27.33)	1:54.11 (25.23)
11 Villanova University-MA	C	NT	x1:54.20
1) Aksamit, Claire M SR	2) deFreitas, Hannah S FR	3) Niness, Mackenzie C FR	4) Sullivan, Christine FR
29.14	1:02.40 (33.26)	1:29.06 (26.66)	1:54.20 (25.14)
12 Villanova University-MA	D	NT	x1:54.72
1) Conrad, Megan P SO	2) Koch, Katie E SR	3) Nicolosi, Sara FR	4) Bumgardner, Hayden S JR
28.98	1:01.66 (32.68)	1:29.09 (27.43)	1:54.72 (25.63)
13 Seton Hall University-NJ	D	NT	x1:58.53
1) Meehan, Cora E JR	2) Harris, Madison G FR	3) Mayer, Leah C JR	4) Alario, Isabelle R JR
29.95	1:03.67 (33.72)	1:32.98 (29.31)	1:58.53 (25.55)

**Rutgers Quad Meet - 11-07-2014 to 11-08-2014****Real-Time Results at www.besmarttinc.com****Follow Be Smartt Inc on Facebook & Twitter!****Results****Women 400 Yard Medley Relay****3:34.25 D1A****3:55.87 D1B**

Team	Relay	Seed Time	Finals Time
1 Rutgers University Swimming	A	NT	3:45.58 D1B
1) Wu, Joanna W JR	2) Leberfinger, Greta R SR	3) Pfaff, Morgan S JR	4) Coyne, Sarah L JR
26.81 55.65 (55.65)	1:24.86 (29.21)	1:58.52 (1:02.87)	
2:23.88 (25.36)	2:53.77 (55.25)	3:18.14 (24.37)	3:45.58 (51.81)
2 Villanova University-MA	A	NT	3:53.78 D1B
1) Daigneault, Gabrielle FR	2) Farley, Heather A FR	3) Hardie, Fiona JR	4) Kollanus, Kaisla JR
27.80 57.49 (57.49)	1:28.58 (31.09)	2:04.52 (1:07.03)	
2:30.42 (25.90)	3:01.38 (56.86)	3:26.23 (24.85)	3:53.78 (52.40)
3 Villanova University-MA	B	NT	3:57.19
1) Spillane, Mary FR	2) Cacciatore, Olivia FR	3) Haufler, Kristin M SO	4) Jurek, Sara H SR
28.65 59.43 (59.43)	1:31.67 (32.24)	2:07.39 (1:07.96)	
2:35.06 (27.67)	3:05.77 (58.38)	3:30.48 (24.71)	3:57.19 (51.42)
4 Rutgers University Swimming	B	NT	3:57.41
1) Gibson-Brokop, Lindsay V S2	2) Neilan, Larissa C FR	3) Rymer, Karli D FR	4) Kiely, Meghan G SO
29.40 1:00.33 (1:00.33)	1:31.21 (30.88)	2:06.88 (1:06.55)	
2:33.36 (26.48)	3:05.26 (58.38)	3:29.91 (24.65)	3:57.41 (52.15)
5 Georgetown University-PV	A	3:49.76	3:57.55
1) Duncalf, Kathleen S SO	2) Owens, Haley E FR	3) Fabbri, Erica K JR	4) Page, Bailey M FR
29.81 1:01.30 (1:01.30)	1:32.64 (31.34)	2:08.72 (1:07.42)	
2:34.69 (25.97)	3:05.75 (57.03)	3:30.66 (24.91)	3:57.55 (51.80)
6 Seton Hall University-NJ	A	NT	4:00.52
1) Bush, Melody SO	2) Mallon, Megan H JR	3) Lindner, Tessa L SO	4) Carson, Kathryn S FR
29.52 1:00.92 (1:00.92)	1:31.36 (30.44)	2:07.47 (1:06.55)	
2:34.21 (26.74)	3:05.65 (58.18)	3:31.71 (26.06)	4:00.52 (54.87)
7 Seton Hall University-NJ	B	NT	4:03.28
1) Ronayne, Kylene R FR	2) Simpson, Sydney R FR	3) Levine, Gabbi JR	4) Shirtliff, Samantha L FR
29.39 1:00.21 (1:00.21)	1:32.51 (32.30)	2:08.07 (1:07.86)	
2:35.72 (27.65)	3:08.80 (1:00.73)	3:34.91 (26.11)	4:03.28 (54.48)
8 Georgetown University-PV	B	NT	4:03.94
1) Murphy, Ryan E FR	2) Fitzpatrick, Molly M FR	3) Ward, Lauren E JR	4) McLaughlin, Shana M FR
29.20 1:00.89 (1:00.89)	1:33.30 (32.41)	2:10.03 (1:09.14)	
2:37.57 (27.54)	3:09.68 (59.65)	3:35.51 (25.83)	4:03.94 (54.26)
9 Georgetown University-PV	C	NT	x4:04.20
1) Cammann, Emma C SO	2) Barsanti, Lia C FR	3) Carter, Jillian N SR	4) Peterson, Kirstin J FR
30.27 1:02.16 (1:02.16)	1:34.66 (32.50)	2:11.87 (1:09.71)	
2:39.18 (27.31)	3:11.03 (59.16)	3:36.28 (25.25)	4:04.20 (53.17)
10 Villanova University-MA	C	NT	x4:05.82
1) Conrad, Megan P SO	2) deFreitas, Hannah S FR	3) Koch, Katie E SR	4) Lord, Colleen E SO
29.59 1:00.54 (1:00.54)	1:34.14 (33.60)	2:13.40 (1:12.86)	
2:40.98 (27.58)	3:12.00 (58.60)	3:37.42 (25.42)	4:05.82 (53.82)
11 Seton Hall University-NJ	C	NT	x4:09.46
1) Anderson, Paige D SO	2) Buonaiuto, Kelsey r SO	3) Ehret, Jane M SR	4) Alario, Isabelle R JR
30.98 1:03.29 (1:03.29)	1:36.13 (32.84)	2:13.36 (1:10.07)	
2:40.82 (27.46)	3:13.15 (59.79)	3:40.01 (26.86)	4:09.46 (56.31)
12 Villanova University-MA	D	NT	x4:11.26
1) Aksamit, Claire M SR	2) Snyder, Mary C SO	3) Nicolosi, Sara FR	4) Daday, Caitlin E FR
29.83 1:02.06 (1:02.06)	1:38.03 (35.97)	2:18.43 (1:16.37)	
2:46.92 (28.49)	3:18.11 (59.68)	3:43.65 (25.54)	4:11.26 (53.15)



Rutgers Quad Meet - 11-07-2014 to 11-08-2014

Real-Time Results at www.besmarttinc.com

Follow Be Smartt Inc on Facebook & Twitter!

Results

(Women 400 Yard Medley Relay)

Team	Relay	Seed Time	Finals Time
13 Seton Hall University-NJ	D	NT	x4:11.83
1) Meehan, Cora E JR	2) Harris, Madison G FR	3) Henry, Cecelia c SO	4) Congdon, Rae C JR
30.32	1:02.37 (1:02.37)	1:35.79 (33.42)	2:13.49 (1:11.12)
2:42.00 (28.51)	3:15.67 (1:02.18)	3:42.14 (26.47)	4:11.83 (56.16)



**Rutgers Quad Meet - 11-07-2014 to 11-08-2014****Real-Time Results at www.besmarttinc.com****Follow Be Smartt Inc on Facebook & Twitter!****Results****Men 50 Yard Freestyle**

19.25 D1A

20.19 D1B

	Name	Yr	School	Seed Time	Finals Time
1	Moyer, Jason A	SR	Villanova University-MA	NT	21.38
2	Leach, William T	SO	Georgetown University-PV	21.37	21.76
3	Bosse, Timothy J	JR	Seton Hall University-NJ	NT	21.97
4	Rodriguez, Michael F	SO	Villanova University-MA	NT	21.98
*5	Moleski, Joe M	FR	Villanova University-MA	NT	22.05
*5	Chung, David	SO	Georgetown University-PV	21.58	22.05
7	Carlino, Keith A	SO	Seton Hall University-NJ	NT	22.09
8	Tamanini, Chris	SR	Villanova University-MA	NT	x22.19
9	Tan, Jason	FR	Seton Hall University-NJ	NT	22.31
10	Young, Michael G	SR	Georgetown University-PV	21.45	22.45
11	Smigelski, Michael A	JR	Georgetown University-PV	20.97	x22.54
12	Merighi, TJ	SO	Seton Hall University-NJ	NT	x22.71
---	Kracke, Daniel	FR	Villanova University-MA	NT	X23.41
---	Spinelli, Michael J	SR	Georgetown University-PV	22.61	X23.76
---	Logan, JC c	SR	Seton Hall University-NJ	NT	SCR

**Rutgers Quad Meet - 11-07-2014 to 11-08-2014****Real-Time Results at www.besmarttinc.com****Follow Be Smartt Inc on Facebook & Twitter!****Results****Men 100 Yard Freestyle****42.51 D1A****44.29 D1B**

Name	Yr	School	Seed Time	Finals Time
1 Moyer, Jason A 22.69	SR	Villanova University-MA	NT	47.07
		47.07 (24.38)		
2 Leach, William T 22.71	SO	Georgetown University-PV	45.81	47.70
		47.70 (24.99)		
*3 Lindsley, Cooper J 23.23	SO	Seton Hall University-NJ	NT	48.16
		48.16 (24.93)		
*3 Bosse, Timothy J 23.01	JR	Seton Hall University-NJ	NT	48.16
		48.16 (25.15)		
5 Tan, Jason 23.36	FR	Seton Hall University-NJ	NT	48.23
		48.23 (24.87)		
6 Rohde, Cal C 23.16	JR	Georgetown University-PV	47.63	48.28
		48.28 (25.12)		
7 Chung, David 23.22	SO	Georgetown University-PV	46.72	48.29
		48.29 (25.07)		
8 Hoin, Jake K 23.38	FR	Villanova University-MA	NT	48.44
		48.44 (25.06)		
9 Moleski, Joe M 23.17	FR	Villanova University-MA	NT	48.62
		48.62 (25.45)		
10 Naughton, John Paul 23.84	FR	Villanova University-MA	NT	x49.11
		49.11 (25.27)		
11 Machat, Colin E 24.17	SO	Seton Hall University-NJ	NT	x50.02
		50.02 (25.85)		
12 Young, Michael G 23.56	SR	Georgetown University-PV	47.09	x50.05
		50.05 (26.49)		
--- Merighi, TJ 23.91	SO	Seton Hall University-NJ	NT	X50.19
		50.19 (26.28)		
--- Kracke, Daniel 24.65	FR	Villanova University-MA	NT	X51.18
		51.18 (26.53)		
--- Gallagher, Jamie C 24.77	SR	Georgetown University-PV	49.21	X52.06
		52.06 (27.29)		
--- Logan, JC c	SR	Seton Hall University-NJ	NT	SCR

**Rutgers Quad Meet - 11-07-2014 to 11-08-2014****Real-Time Results at www.besmarttinc.com****Follow Be Smartt Inc on Facebook & Twitter!****Results****Men 200 Yard Freestyle****1:33.62 D1A****1:37.99 D1B**

	Name	Yr	School	Seed Time	Finals Time
1	Yanchulis, Noah T 23.69	FR	Seton Hall University-NJ	NT	1:42.84
			49.77 (26.08) 1:16.24 (26.47)	1:42.84 (26.60)	
2	Moyer, Jason A 23.91	SR	Villanova University-MA	NT	1:43.69
			50.29 (26.38) 1:17.10 (26.81)	1:43.69 (26.59)	
3	Ross, Daniel W 24.30	FR	Georgetown University-PV	1:44.27	1:44.87
			50.56 (26.26) 1:17.58 (27.02)	1:44.87 (27.29)	
4	Bosse, Timothy J 25.26	JR	Seton Hall University-NJ	NT	1:45.41
			52.08 (26.82) 1:18.84 (26.76)	1:45.41 (26.57)	
5	Tan, Jason 24.61	FR	Seton Hall University-NJ	NT	1:45.96
			51.49 (26.88) 1:19.05 (27.56)	1:45.96 (26.91)	
6	Sullivan, Patrick M 25.47	JR	Villanova University-MA	NT	1:46.27
			52.44 (26.97) 1:19.49 (27.05)	1:46.27 (26.78)	
7	Smith, Murphy 25.16	JR	Villanova University-MA	NT	1:46.60
			52.20 (27.04) 1:19.30 (27.10)	1:46.60 (27.30)	
8	Cino, Greg M 24.42	SO	Villanova University-MA	NT	x1:46.74
			51.16 (26.74) 1:18.63 (27.47)	1:46.74 (28.11)	
9	Rohde, Cal C 24.72	JR	Georgetown University-PV	1:41.72	1:46.86
			51.88 (27.16) 1:19.39 (27.51)	1:46.86 (27.47)	
10	Lindsley, Cooper J 25.59	SO	Seton Hall University-NJ	NT	x1:47.69
			52.97 (27.38) 1:20.51 (27.54)	1:47.69 (27.18)	
11	Hinson, Chandler S 24.34	FR	Georgetown University-PV	1:46.12	1:48.34
			50.99 (26.65) 1:19.14 (28.15)	1:48.34 (29.20)	
12	Evenson, Austin R 26.40	JR	Georgetown University-PV	NT	x1:52.10
			54.54 (28.14) 1:23.52 (28.98)	1:52.10 (28.58)	
---	Naughton, John Paul 26.04	FR	Villanova University-MA	NT	X1:50.62
			53.93 (27.89) 1:22.52 (28.59)	1:50.62 (28.10)	
---	Gallagher, Jamie C 25.93	SR	Georgetown University-PV	1:45.00	X1:52.58
			54.15 (28.22) 1:23.36 (29.21)	1:52.58 (29.22)	
---	Kracke, Daniel 25.96	FR	Villanova University-MA	NT	X1:54.05
			53.98 (28.02) 1:23.88 (29.90)	1:54.05 (30.17)	
---	Lessard, Richard a	SR	Seton Hall University-NJ	NT	XNS

**Rutgers Quad Meet - 11-07-2014 to 11-08-2014****Real-Time Results at www.besmarttinc.com****Follow Be Smartt Inc on Facebook & Twitter!****Results****Men 500 Yard Freestyle****4:14.59 D1A****4:24.99 D1B**

Name	Yr	School	Seed Time	Finals Time
1 Yanchulis, Noah T	FR	Seton Hall University-NJ	NT	4:44.23
25.46	53.60 (28.14)	1:22.42 (28.82)	1:51.47 (29.05)	
2:20.94 (29.47)	2:51.01 (30.07)	3:20.04 (29.03)	3:48.71 (28.67)	
4:16.74 (28.03)	4:44.23 (27.49)			
2 Ross, Daniel W	FR	Georgetown University-PV	4:44.38	4:45.18
25.41	53.21 (27.80)	1:21.80 (28.59)	1:50.89 (29.09)	
2:20.27 (29.38)	2:50.15 (29.88)	3:19.82 (29.67)	3:49.45 (29.63)	
4:18.20 (28.75)	4:45.18 (26.98)			
3 Wimmer, Cody J	FR	Seton Hall University-NJ	NT	4:45.61
26.00	54.81 (28.81)	1:23.94 (29.13)	1:53.51 (29.57)	
2:22.58 (29.07)	2:51.83 (29.25)	3:20.93 (29.10)	3:49.86 (28.93)	
4:17.98 (28.12)	4:45.61 (27.63)			
4 Ladman, Chase S	FR	Georgetown University-PV	4:56.00	4:45.78
26.09	54.20 (28.11)	1:23.21 (29.01)	1:52.26 (29.05)	
2:21.19 (28.93)	2:50.30 (29.11)	3:19.36 (29.06)	3:48.62 (29.26)	
4:17.61 (28.99)	4:45.78 (28.17)			
5 Rodts, Harrison B	SO	Villanova University-MA	NT	4:49.69
26.48	55.30 (28.82)	1:24.58 (29.28)	1:53.98 (29.40)	
2:23.73 (29.75)	2:52.82 (29.09)	3:22.31 (29.49)	3:51.88 (29.57)	
4:21.19 (29.31)	4:49.69 (28.50)			
6 Grey, Evan P	SO	Georgetown University-PV	4:33.88	4:50.83
25.57	54.04 (28.47)	1:22.90 (28.86)	1:52.06 (29.16)	
2:21.46 (29.40)	2:51.21 (29.75)	3:21.23 (30.02)	3:51.29 (30.06)	
4:21.36 (30.07)	4:50.83 (29.47)			
7 Bosse, Timothy J	JR	Seton Hall University-NJ	NT	4:51.70
26.81	56.16 (29.35)	1:25.95 (29.79)	1:55.75 (29.80)	
2:25.77 (30.02)	2:54.81 (29.04)	3:24.30 (29.49)	3:54.54 (30.24)	
4:24.32 (29.78)	4:51.70 (27.38)			
8 Underwood, Seth C	SO	Seton Hall University-NJ	NT	x4:51.82
26.38	54.84 (28.46)	1:24.18 (29.34)	1:54.18 (30.00)	
2:24.20 (30.02)	2:54.24 (30.04)	3:24.12 (29.88)	3:53.54 (29.42)	
4:23.26 (29.72)	4:51.82 (28.56)			
9 Evenson, Austin R	JR	Georgetown University-PV	NT	x4:52.41
26.67	56.03 (29.36)	1:25.84 (29.81)	1:55.85 (30.01)	
2:25.96 (30.11)	2:55.85 (29.89)	3:25.72 (29.87)	3:55.44 (29.72)	
4:25.05 (29.61)	4:52.41 (27.36)			
10 Sullivan, Patrick M	JR	Villanova University-MA	NT	4:53.31
26.81	55.56 (28.75)	1:25.16 (29.60)	1:55.13 (29.97)	
2:25.22 (30.09)	2:55.33 (30.11)	3:25.25 (29.92)	3:55.39 (30.14)	
4:25.01 (29.62)	4:53.31 (28.30)			
11 Cino, Greg M	SO	Villanova University-MA	NT	4:57.89
25.78	54.20 (28.42)	1:23.48 (29.28)	1:53.25 (29.77)	
2:23.51 (30.26)	2:53.94 (30.43)	3:24.82 (30.88)	3:55.83 (31.01)	
4:27.08 (31.25)	4:57.89 (30.81)			
12 Kleinsmith, Ian P	SO	Villanova University-MA	NT	x5:13.18
27.71	57.66 (29.95)	1:28.87 (31.21)	2:00.31 (31.44)	
2:32.14 (31.83)	3:04.15 (32.01)	3:36.52 (32.37)	4:08.94 (32.42)	
4:41.21 (32.27)	5:13.18 (31.97)			

**Rutgers Quad Meet - 11-07-2014 to 11-08-2014****Real-Time Results at www.besmarttinc.com****Follow Be Smartt Inc on Facebook & Twitter!****Results****(Men 500 Yard Freestyle)**

Name	Yr	School	Seed Time	Finals Time
--- Stotesbery, Andrew	FR	Villanova University-MA	NT	X4:57.86
27.14	56.54 (29.40)	1:26.52 (29.98)	1:57.01 (30.49)	
2:27.72 (30.71)	2:57.87 (30.15)	3:28.15 (30.28)	3:58.27 (30.12)	
4:28.30 (30.03)	4:57.86 (29.56)			
--- McGuire, Jack O	FR	Georgetown University-PV	5:04.82	X5:12.84
26.98	56.02 (29.04)	1:26.50 (30.48)	1:57.50 (31.00)	
2:29.16 (31.66)	3:01.44 (32.28)	3:33.95 (32.51)	4:06.88 (32.93)	
4:40.13 (33.25)	5:12.84 (32.71)			
--- Evenson, Alex C	FR	Georgetown University-PV	NT	SCR

**Rutgers Quad Meet - 11-07-2014 to 11-08-2014****Real-Time Results at www.besmarttinc.com****Follow Be Smartt Inc on Facebook & Twitter!****Results****Men 1000 Yard Freestyle**

Name	Yr	School	Seed Time	Finals Time
1 Wimmer, Cody J	FR	Seton Hall University-NJ	NT	9:43.44
26.03	54.47 (28.44)	1:23.31 (28.84)	1:52.57 (29.26)	
2:21.98 (29.41)	2:51.44 (29.46)	3:20.87 (29.43)	3:50.12 (29.25)	
4:19.73 (29.61)	4:49.38 (29.65)	5:18.90 (29.52)	5:48.23 (29.33)	
6:17.75 (29.52)	6:47.21 (29.46)	7:17.15 (29.94)	7:46.79 (29.64)	
8:16.52 (29.73)	8:45.96 (29.44)	9:15.28 (29.32)	9:43.44 (28.16)	
2 Ladman, Chase S	FR	Georgetown University-PV	9:46.69	9:49.67
26.53	54.97 (28.44)	1:24.16 (29.19)	1:53.13 (28.97)	
2:22.18 (29.05)	2:51.35 (29.17)	3:20.56 (29.21)	3:49.96 (29.40)	
4:19.58 (29.62)	4:49.27 (29.69)	5:19.03 (29.76)	5:49.18 (30.15)	
6:19.30 (30.12)	6:49.68 (30.38)	7:19.73 (30.05)	7:50.21 (30.48)	
8:20.43 (30.22)	8:50.89 (30.46)	9:20.41 (29.52)	9:49.67 (29.26)	
3 Rodts, Harrison B	SO	Villanova University-MA	NT	9:51.83
26.09	55.11 (29.02)	1:24.70 (29.59)	1:54.19 (29.49)	
2:24.16 (29.97)	2:54.24 (30.08)	3:24.13 (29.89)	3:54.12 (29.99)	
4:24.28 (30.16)	4:54.24 (29.96)	5:23.87 (29.63)	5:53.80 (29.93)	
6:23.72 (29.92)	6:53.75 (30.03)	7:23.72 (29.97)	7:53.40 (29.68)	
8:23.23 (29.83)	8:52.94 (29.71)	9:22.57 (29.63)	9:51.83 (29.26)	
4 Kalibat, Peter M	FR	Georgetown University-PV	10:02.90	10:02.26
26.42	55.04 (28.62)	1:24.04 (29.00)	1:53.15 (29.11)	
2:22.66 (29.51)	2:52.34 (29.68)	3:22.09 (29.75)	3:51.99 (29.90)	
4:21.88 (29.89)	4:52.13 (30.25)	5:22.50 (30.37)	5:53.23 (30.73)	
6:23.82 (30.59)	6:54.66 (30.84)	7:25.63 (30.97)	7:56.86 (31.23)	
8:27.80 (30.94)	8:59.77 (31.97)	9:31.53 (31.76)	10:02.26 (30.73)	
5 Campbell, Ian A	SO	Seton Hall University-NJ	NT	10:04.39
26.99	56.45 (29.46)	1:26.35 (29.90)	1:57.01 (30.66)	
2:27.76 (30.75)	2:58.48 (30.72)	3:29.22 (30.74)	3:59.90 (30.68)	
4:30.63 (30.73)	5:01.09 (30.46)	5:31.86 (30.77)	6:02.77 (30.91)	
6:33.96 (31.19)	7:04.66 (30.70)	7:35.10 (30.44)	8:05.74 (30.64)	
8:36.32 (30.58)	9:06.47 (30.15)	9:35.56 (29.09)	10:04.39 (28.83)	
6 Underwood, Seth C	SO	Seton Hall University-NJ	NT	10:06.62
27.24	56.14 (28.90)	1:25.86 (29.72)	1:55.90 (30.04)	
2:25.95 (30.05)	2:56.13 (30.18)	3:26.27 (30.14)	3:56.44 (30.17)	
4:26.73 (30.29)	4:57.26 (30.53)	5:27.81 (30.55)	5:59.19 (31.38)	
6:30.21 (31.02)	7:01.68 (31.47)	7:33.10 (31.42)	8:04.53 (31.43)	
8:35.67 (31.14)	9:05.88 (30.21)	9:36.35 (30.47)	10:06.62 (30.27)	
7 Romanov, Gregory W	SR	Georgetown University-PV	10:01.90	10:09.96
27.35	57.22 (29.87)	1:27.59 (30.37)	1:58.34 (30.75)	
2:28.94 (30.60)	2:59.43 (30.49)	3:29.96 (30.53)	4:00.80 (30.84)	
4:31.58 (30.78)	5:02.24 (30.66)	5:32.46 (30.22)	6:03.34 (30.88)	
6:34.64 (31.30)	7:05.79 (31.15)	7:36.75 (30.96)	8:07.60 (30.85)	
8:38.51 (30.91)	9:09.74 (31.23)	9:39.98 (30.24)	10:09.96 (29.98)	
8 Cino, Greg M	SO	Villanova University-MA	NT	10:13.76
26.40	55.43 (29.03)	1:25.24 (29.81)	1:55.30 (30.06)	
2:25.56 (30.26)	2:56.26 (30.70)	3:26.77 (30.51)	3:57.77 (31.00)	
4:28.80 (31.03)	5:00.02 (31.22)	5:31.38 (31.36)	6:03.06 (31.68)	
6:34.55 (31.49)	7:06.19 (31.64)	7:37.74 (31.55)	8:09.54 (31.80)	
8:40.93 (31.39)	9:11.85 (30.92)	9:42.57 (30.72)	10:13.76 (31.19)	



Rutgers Quad Meet - 11-07-2014 to 11-08-2014


Real-Time Results at www.besmarttinc.com

Follow Be Smartt Inc on Facebook & Twitter!

Results

(Men 1000 Yard Freestyle)

Name	Yr	School	Seed Time	Finals Time
9 Sullivan, Patrick M	JR	Villanova University-MA	NT	10:25.30
27.69	57.70 (30.01)	1:28.32 (30.62)	1:59.61 (31.29)	
2:30.53 (30.92)	3:02.07 (31.54)	3:33.21 (31.14)	4:04.44 (31.23)	
4:35.77 (31.33)	5:07.59 (31.82)	5:39.80 (32.21)	6:11.54 (31.74)	
6:43.21 (31.67)	7:15.08 (31.87)	7:47.06 (31.98)	8:18.88 (31.82)	
8:50.86 (31.98)	9:22.46 (31.60)	9:54.35 (31.89)	10:25.30 (30.95)	



**Rutgers Quad Meet - 11-07-2014 to 11-08-2014****Real-Time Results at www.besmarttinc.com****Follow Be Smartt Inc on Facebook & Twitter!****Results****Men 100 Yard Backstroke**

45.62 D1A

48.49 D1B

	Name	Yr	School	Seed Time	Finals Time
1	Carlino, Keith A 26.08	SO	Seton Hall University-NJ	NT	52.51
			52.51 (26.43)		
2	Rodriguez, Michael F 25.06	SO	Villanova University-MA	NT	52.59
			52.59 (27.53)		
3	Suslovich, Zohar 26.25	FR	Seton Hall University-NJ	NT	53.25
			53.25 (27.00)		
4	Spinelli, Edward 25.68	FR	Georgetown University-PV	54.59	53.47
			53.47 (27.79)		
5	Mattera, Michael P 26.15	FR	Seton Hall University-NJ	NT	53.53
			53.53 (27.38)		
6	Muehlheuser, Kurt J 26.12	JR	Georgetown University-PV	50.60	54.42
			54.42 (28.30)		
7	Tamanini, Chris 26.38	SR	Villanova University-MA	NT	54.51
			54.51 (28.13)		
8	Young, Michael G 25.88	SR	Georgetown University-PV	50.80	54.82
			54.82 (28.94)		
9	Leach, William T 26.75	SO	Georgetown University-PV	55.45	x55.36
			55.36 (28.61)		
10	Stotesbery, Andrew 27.47	FR	Villanova University-MA	NT	55.46
			55.46 (27.99)		
11	Moleski, Joe M 27.82	FR	Villanova University-MA	NT	x56.59
			56.59 (28.77)		
12	Machat, Colin E 28.90	SO	Seton Hall University-NJ	NT	x59.77
			59.77 (30.87)		
---	McGuire, Jack O 29.44	FR	Georgetown University-PV	NT	X1:00.77
			1:00.77 (31.33)		

**Rutgers Quad Meet - 11-07-2014 to 11-08-2014****Real-Time Results at www.besmarttinc.com****Follow Be Smartt Inc on Facebook & Twitter!****Results****Men 200 Yard Backstroke****1:40.88 D1A****1:46.39 D1B**

Name	Yr	School	Seed Time	Finals Time
1 Suslovich, Zohar 27.00	FR	Seton Hall University-NJ	NT	1:54.41
		55.79 (28.79) 1:24.98 (29.19)	1:54.41 (29.43)	
2 Mattera, Michael P 28.10	FR	Seton Hall University-NJ	NT	1:56.65
		58.24 (30.14) 1:28.31 (30.07)	1:56.65 (28.34)	
3 Carlino, Keith A 27.83	SO	Seton Hall University-NJ	NT	1:56.72
		57.75 (29.92) 1:27.50 (29.75)	1:56.72 (29.22)	
4 Hinson, Chandler S 27.37	FR	Georgetown University-PV	2:00.22	1:57.67
		56.69 (29.32) 1:27.13 (30.44)	1:57.67 (30.54)	
5 Grey, Evan P 27.41	SO	Georgetown University-PV	1:51.28	1:58.34
		57.01 (29.60) 1:27.64 (30.63)	1:58.34 (30.70)	
6 Muehlheuser, Kurt J 27.11	JR	Georgetown University-PV	1:49.34	1:58.78
		57.22 (30.11) 1:27.84 (30.62)	1:58.78 (30.94)	
7 Rodriguez, Michael F 26.97	SO	Villanova University-MA	NT	1:59.16
		56.63 (29.66) 1:27.84 (31.21)	1:59.16 (31.32)	
8 Stotesbery, Andrew 28.77	FR	Villanova University-MA	NT	1:59.50
		59.08 (30.31) 1:29.67 (30.59)	1:59.50 (29.83)	
9 Spinelli, Edward 26.99	FR	Georgetown University-PV	2:00.74	x1:59.95
		57.08 (30.09) 1:28.40 (31.32)	1:59.95 (31.55)	
10 Nussbaum, Tyler J 28.56	FR	Villanova University-MA	NT	2:03.53
		59.68 (31.12) 1:31.67 (31.99)	2:03.53 (31.86)	
11 Tamanini, Chris 26.69	SR	Villanova University-MA	NT	x2:03.61
		57.48 (30.79) 1:30.25 (32.77)	2:03.61 (33.36)	

**Rutgers Quad Meet - 11-07-2014 to 11-08-2014****Real-Time Results at www.besmarttinc.com****Follow Be Smartt Inc on Facebook & Twitter!****Results****Men 100 Yard Breaststroke****52.29 D1A****55.39 D1B**

Name	Yr	School	Seed Time	Finals Time
1 Sali, Sean	FR	Seton Hall University-NJ	NT	59.08
27.47		59.08 (31.61)		
2 Dunn, Collin M	FR	Seton Hall University-NJ	NT	59.99
28.20		59.99 (31.79)		
3 Nussbaum, Tyler J	FR	Villanova University-MA	NT	1:00.44
28.57		1:00.44 (31.87)		
4 Sipala, Tony C	SR	Villanova University-MA	NT	1:01.43
28.81		1:01.43 (32.62)		
5 Glockemeier, Matthew R	FR	Georgetown University-PV	1:01.49	1:01.58
29.11		1:01.58 (32.47)		
6 Hoin, Jake K	FR	Villanova University-MA	NT	1:02.06
29.10		1:02.06 (32.96)		
7 Logan, JC c	SR	Seton Hall University-NJ	NT	1:02.30
28.59		1:02.30 (33.71)		
8 Kujimiyo, Olumayowa A	FR	Seton Hall University-NJ	NT	x1:03.49
29.20		1:03.49 (34.29)		
9 Evenson, Alex C	FR	Georgetown University-PV	1:03.48	1:03.67
30.13		1:03.67 (33.54)		
10 Murtha, Ryan T	JR	Villanova University-MA	NT	x1:04.89
30.67		1:04.89 (34.22)		
--- Kleinsmith, Ian P	SO	Villanova University-MA	NT	X1:07.31
31.84		1:07.31 (35.47)		
--- Smigelski, Michael A	JR	Georgetown University-PV	57.98	NS

**Rutgers Quad Meet - 11-07-2014 to 11-08-2014****Real-Time Results at www.besmarttinc.com****Follow Be Smartt Inc on Facebook & Twitter!****Results****Men 200 Yard Breaststroke****1:53.68 D1A****1:59.79 D1B**

Name	Yr	School	Seed Time	Finals Time
1 Sali, Sean	FR	Seton Hall University-NJ	NT	2:11.16
29.34	1:03.09 (33.75)	1:36.85 (33.76)	2:11.16 (34.31)	
2 Dunn, Collin M	FR	Seton Hall University-NJ	NT	2:11.42
29.66	1:03.22 (33.56)	1:37.25 (34.03)	2:11.42 (34.17)	
3 DeLise, Samuel C	FR	Georgetown University-PV	2:09.90	2:12.25
30.50	1:03.79 (33.29)	1:37.91 (34.12)	2:12.25 (34.34)	
4 Glockemeier, Matthew R	FR	Georgetown University-PV	2:13.51	2:13.33
30.30	1:03.62 (33.32)	1:37.86 (34.24)	2:13.33 (35.47)	
5 Sipala, Tony C	SR	Villanova University-MA	NT	2:14.03
30.57	1:04.21 (33.64)	1:38.50 (34.29)	2:14.03 (35.53)	
6 Suslovich, Zohar	FR	Seton Hall University-NJ	NT	2:14.34
31.18	1:05.12 (33.94)	1:39.73 (34.61)	2:14.34 (34.61)	
7 Evenson, Alex C	FR	Georgetown University-PV	2:21.68	2:18.80
31.12	1:06.67 (35.55)	1:42.89 (36.22)	2:18.80 (35.91)	
8 Chipev, Liuben C	SR	Georgetown University-PV	2:17.30	x2:19.02
31.09	1:06.40 (35.31)	1:42.19 (35.79)	2:19.02 (36.83)	
9 Hoin, Jake K	FR	Villanova University-MA	NT	2:20.22
30.88	1:05.64 (34.76)	1:42.27 (36.63)	2:20.22 (37.95)	
10 Murtha, Ryan T	JR	Villanova University-MA	NT	2:20.98
32.50	1:08.57 (36.07)	1:45.14 (36.57)	2:20.98 (35.84)	
11 Christianson, Keith G	FR	Villanova University-MA	NT	x2:22.52
32.23	1:08.52 (36.29)	1:45.31 (36.79)	2:22.52 (37.21)	
12 Kujimiyo, Olumayowa A	FR	Seton Hall University-NJ	NT	x2:25.84
31.04	1:06.64 (35.60)	1:44.76 (38.12)	2:25.84 (41.08)	
--- Nussbaum, Tyler J	FR	Villanova University-MA	NT	X2:16.28
31.33	1:06.71 (35.38)	1:41.95 (35.24)	2:16.28 (34.33)	
--- Logan, JC c	SR	Seton Hall University-NJ	NT	SCR

**Rutgers Quad Meet - 11-07-2014 to 11-08-2014****Real-Time Results at www.besmarttinc.com****Follow Be Smartt Inc on Facebook & Twitter!****Results****Men 100 Yard Butterfly**

45.91 D1A

48.29 D1B

	Name	Yr	School	Seed Time	Finals Time
1	Vanin, Martin E 23.51	SO	Georgetown University-PV	49.54	51.82
			51.82 (28.31)		
2	Chung, David 24.21	SO	Georgetown University-PV	50.04	52.12
			52.12 (27.91)		
3	Delillo, Zach A 23.76	SR	Seton Hall University-NJ	NT	52.30
			52.30 (28.54)		
4	Zebrowski, Matthew T 24.65	FR	Seton Hall University-NJ	NT	52.36
			52.36 (27.71)		
5	Carlino, Keith A 24.26	SO	Seton Hall University-NJ	NT	52.78
			52.78 (28.52)		
*6	Zheng, Steven 24.82	JR	Georgetown University-PV	51.56	53.89
			53.89 (29.07)		
*6	Ziegler, Logan A 24.73	FR	Villanova University-MA	NT	53.89
			53.89 (29.16)		
8	Tchobanov, Niki I 25.20	JR	Villanova University-MA	NT	54.41
			54.41 (29.21)		
9	Lockhart, Ryan J 25.53	FR	Seton Hall University-NJ	NT	x54.89
			54.89 (29.36)		
10	Smith, Murphy 25.34	JR	Villanova University-MA	NT	54.96
			54.96 (29.62)		
11	Wolff, Austin N 25.67	JR	Georgetown University-PV	50.89	x55.13
			55.13 (29.46)		
12	Moleski, Joe M 26.07	FR	Villanova University-MA	NT	x57.46
			57.46 (31.39)		
---	Spinelli, Edward 25.67	FR	Georgetown University-PV	NT	X54.39
			54.39 (28.72)		
---	Chipev, Liuben C 25.79	SR	Georgetown University-PV	NT	X54.89
			54.89 (29.10)		
---	Spinelli, Michael J 25.44	SR	Georgetown University-PV	52.64	X55.30
			55.30 (29.86)		
---	Lessard, Richard a 25.90	SR	Seton Hall University-NJ	NT	X56.49
			56.49 (30.59)		

**Rutgers Quad Meet - 11-07-2014 to 11-08-2014****Real-Time Results at www.besmarttinc.com****Follow Be Smartt Inc on Facebook & Twitter!****Results****Men 200 Yard Butterfly****1:42.85 D1A****1:47.99 D1B**

	Name	Yr	School	Seed Time	Finals Time
1	Zebrowski, Matthew T 26.58	FR	Seton Hall University-NJ	NT	1:55.11
		56.85 (30.27)	1:26.06 (29.21)	1:55.11 (29.05)	
2	DeLise, Samuel C 26.18	FR	Georgetown University-PV	NT	1:55.12
		55.29 (29.11)	1:24.80 (29.51)	1:55.12 (30.32)	
3	Underwood, Seth C 26.30	SO	Seton Hall University-NJ	NT	1:58.74
		56.37 (30.07)	1:27.23 (30.86)	1:58.74 (31.51)	
4	Tchobanov, Niki I 26.48	JR	Villanova University-MA	NT	1:59.17
		57.05 (30.57)	1:27.93 (30.88)	1:59.17 (31.24)	
5	Chipev, Liuben C 26.64	SR	Georgetown University-PV	1:54.36	2:01.42
		57.16 (30.52)	1:28.58 (31.42)	2:01.42 (32.84)	
6	Lockhart, Ryan J 27.13	FR	Seton Hall University-NJ	NT	2:03.79
		58.22 (31.09)	1:30.57 (32.35)	2:03.79 (33.22)	
7	Delillo, Zach A 25.91	SR	Seton Hall University-NJ	NT	x2:03.83
		56.60 (30.69)	1:30.00 (33.40)	2:03.83 (33.83)	
8	Ziegler, Logan A 26.13	FR	Villanova University-MA	NT	2:05.29
		56.12 (29.99)	1:29.39 (33.27)	2:05.29 (35.90)	
9	Smith, Murphy 27.63	JR	Villanova University-MA	NT	2:05.45
		59.73 (32.10)	1:32.05 (32.32)	2:05.45 (33.40)	
---	Vanin, Martin E 26.36	SO	Georgetown University-PV	1:53.24	X1:57.31
		56.69 (30.33)	1:26.52 (29.83)	1:57.31 (30.79)	
---	Zheng, Steven 26.44	JR	Georgetown University-PV	1:54.98	X2:03.51
		57.16 (30.72)	1:29.47 (32.31)	2:03.51 (34.04)	
---	William, Andrew 27.93	JR	Seton Hall University-NJ	NT	X2:05.98
		59.36 (31.43)	1:31.87 (32.51)	2:05.98 (34.11)	

**Rutgers Quad Meet - 11-07-2014 to 11-08-2014****Real-Time Results at www.besmarttinc.com****Follow Be Smartt Inc on Facebook & Twitter!****Results****Men 200 Yard IM****1:42.76 D1A****1:49.09 D1B**

	Name	Yr	School	Seed Time	Finals Time
1	Yanchulis, Noah T 25.42	FR	Seton Hall University-NJ	NT	1:55.73
			55.20 (29.78) 1:28.87 (33.67)	1:55.73 (26.86)	
2	Ross, Daniel W 25.42	FR	Georgetown University-PV	2:00.45	1:55.99
			55.21 (29.79) 1:29.33 (34.12)	1:55.99 (26.66)	
3	DeLise, Samuel C 25.71	FR	Georgetown University-PV	1:57.14	1:58.81
			56.37 (30.66) 1:30.19 (33.82)	1:58.81 (28.62)	
4	Suslovich, Zohar 25.29	FR	Seton Hall University-NJ	NT	1:59.23
			55.13 (29.84) 1:30.19 (35.06)	1:59.23 (29.04)	
5	Grey, Evan P 25.71	SO	Georgetown University-PV	1:59.12	1:59.86
			55.42 (29.71) 1:31.41 (35.99)	1:59.86 (28.45)	
6	Tchobanov, Niki I 25.53	JR	Villanova University-MA	NT	2:00.80
			57.25 (31.72) 1:33.18 (35.93)	2:00.80 (27.62)	
7	Glockemeier, Matthew R 26.63	FR	Georgetown University-PV	2:01.78	x2:01.23
			58.50 (31.87) 1:32.53 (34.03)	2:01.23 (28.70)	
8	Zebrowski, Matthew T 26.29	FR	Seton Hall University-NJ	NT	2:01.61
			58.66 (32.37) 1:35.02 (36.36)	2:01.61 (26.59)	
9	Stotesbery, Andrew 26.87	FR	Villanova University-MA	NT	2:03.05
			56.92 (30.05) 1:33.33 (36.41)	2:03.05 (29.72)	
10	Nussbaum, Tyler J 26.72	FR	Villanova University-MA	NT	2:03.97
			59.25 (32.53) 1:35.09 (35.84)	2:03.97 (28.88)	
11	Christianson, Keith G 26.24	FR	Villanova University-MA	NT	x2:05.30
			58.20 (31.96) 1:34.92 (36.72)	2:05.30 (30.38)	
12	Mattera, Michael P 27.52	FR	Seton Hall University-NJ	NT	x2:06.56
			58.51 (30.99) 1:37.06 (38.55)	2:06.56 (29.50)	
---	Evenson, Alex C 26.25	FR	Georgetown University-PV	2:02.28	X2:01.71
			56.70 (30.45) 1:33.15 (36.45)	2:01.71 (28.56)	
---	William, Andrew 26.97	JR	Seton Hall University-NJ	NT	X2:04.72
			59.32 (32.35) 1:36.57 (37.25)	2:04.72 (28.15)	
---	Kleinsmith, Ian P 28.98	SO	Villanova University-MA	NT	X2:10.41
			1:02.11 (33.13) 1:39.70 (37.59)	2:10.41 (30.71)	

**Rutgers Quad Meet - 11-07-2014 to 11-08-2014****Real-Time Results at www.besmarttinc.com****Follow Be Smartt Inc on Facebook & Twitter!****Results****Men 400 Yard IM****3:42.40 D1A****3:54.49 D1B**

Name	Yr	School	Seed Time	Finals Time
1 Yanchulis, Noah T	FR	Seton Hall University-NJ	NT	4:07.48
25.61	55.18 (29.57)	1:26.83 (31.65)	1:57.91 (31.08)	
2:33.46 (35.55)	3:09.85 (36.39)	3:39.05 (29.20)	4:07.48 (28.43)	
2 Ross, Daniel W	FR	Georgetown University-PV	4:11.14	4:10.55
25.80	54.96 (29.16)	1:27.34 (32.38)	1:59.50 (32.16)	
2:36.13 (36.63)	3:12.91 (36.78)	3:42.59 (29.68)	4:10.55 (27.96)	
3 DeLise, Samuel C	FR	Georgetown University-PV	4:08.76	4:14.73
26.48	56.48 (30.00)	1:29.18 (32.70)	2:01.63 (32.45)	
2:36.78 (35.15)	3:13.85 (37.07)	3:44.73 (30.88)	4:14.73 (30.00)	
4 Wimmer, Cody J	FR	Seton Hall University-NJ	NT	4:16.95
27.52	59.69 (32.17)	1:32.28 (32.59)	2:04.79 (32.51)	
2:42.48 (37.69)	3:20.43 (37.95)	3:49.29 (28.86)	4:16.95 (27.66)	
5 Campbell, Ian A	SO	Seton Hall University-NJ	NT	4:18.66
27.06	57.94 (30.88)	1:32.94 (35.00)	2:06.92 (33.98)	
2:45.30 (38.38)	3:23.59 (38.29)	3:52.00 (28.41)	4:18.66 (26.66)	
6 Rodts, Harrison B	SO	Villanova University-MA	NT	4:18.96
27.26	57.69 (30.43)	1:31.16 (33.47)	2:03.33 (32.17)	
2:42.23 (38.90)	3:20.73 (38.50)	3:51.18 (30.45)	4:18.96 (27.78)	
7 Tchobanov, Niki I	JR	Villanova University-MA	NT	4:20.76
26.87	57.31 (30.44)	1:30.70 (33.39)	2:04.43 (33.73)	
2:42.02 (37.59)	3:20.91 (38.89)	3:51.09 (30.18)	4:20.76 (29.67)	
8 Underwood, Seth C	SO	Seton Hall University-NJ	NT	x4:20.80
26.41	57.89 (31.48)	1:32.53 (34.64)	2:06.32 (33.79)	
2:43.68 (37.36)	3:22.40 (38.72)	3:52.62 (30.22)	4:20.80 (28.18)	
9 Kalibat, Peter M	FR	Georgetown University-PV	4:18.27	4:21.08
27.69	59.07 (31.38)	1:32.15 (33.08)	2:05.25 (33.10)	
2:44.44 (39.19)	3:23.54 (39.10)	3:52.26 (28.72)	4:21.08 (28.82)	
10 Sipala, Tony C	SR	Villanova University-MA	NT	4:25.49
28.04	59.62 (31.58)	1:36.51 (36.89)	2:12.98 (36.47)	
2:48.16 (35.18)	3:24.62 (36.46)	3:55.29 (30.67)	4:25.49 (30.20)	
11 Murtha, Ryan T	JR	Villanova University-MA	NT	x4:28.39
27.51	59.68 (32.17)	1:33.96 (34.28)	2:08.63 (34.67)	
2:47.17 (38.54)	3:26.23 (39.06)	3:57.34 (31.11)	4:28.39 (31.05)	
12 Romanov, Gregory W	SR	Georgetown University-PV	4:05.08	x4:31.99
28.25	1:01.58 (33.33)	1:33.97 (32.39)	2:05.91 (31.94)	
2:47.32 (41.41)	3:29.69 (42.37)	4:00.91 (31.22)	4:31.99 (31.08)	
--- Evenson, Alex C	FR	Georgetown University-PV	NT	X4:17.39
26.67	57.03 (30.36)	1:30.43 (33.40)	2:03.89 (33.46)	
2:39.89 (36.00)	3:17.25 (37.36)	3:48.18 (30.93)	4:17.39 (29.21)	
--- William, Andrew	JR	Seton Hall University-NJ	NT	X4:25.53
28.49	1:01.19 (32.70)	1:35.37 (34.18)	2:08.68 (33.31)	
2:47.65 (38.97)	3:26.69 (39.04)	3:55.73 (29.04)	4:25.53 (29.80)	
--- Christianson, Keith G	FR	Villanova University-MA	NT	X4:31.00
27.67	59.37 (31.70)	1:34.87 (35.50)	2:10.70 (35.83)	
2:49.40 (38.70)	3:26.96 (37.56)	3:59.51 (32.55)	4:31.00 (31.49)	



Rutgers Quad Meet - 11-07-2014 to 11-08-2014

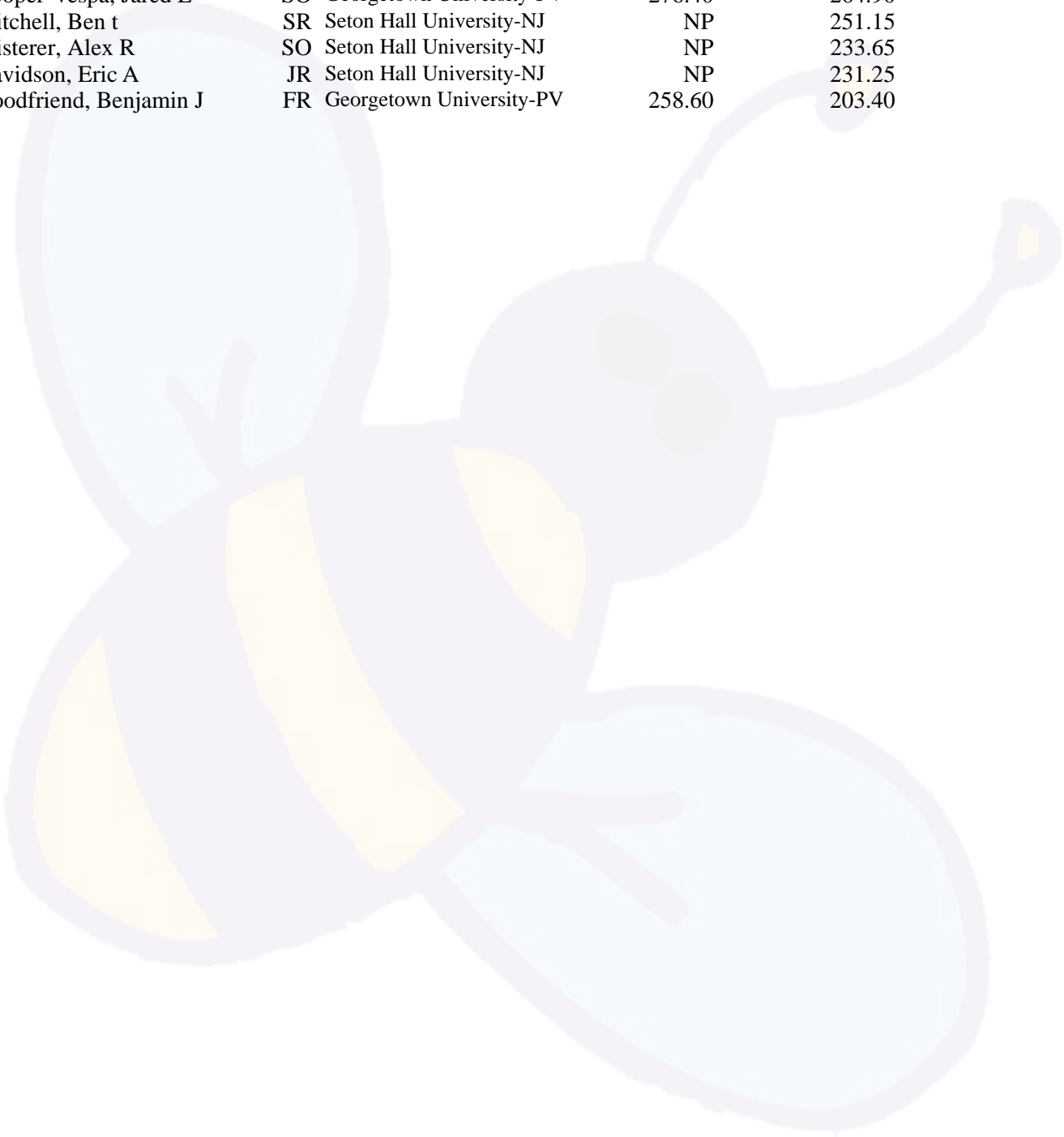
Real-Time Results at www.besmarttinc.com

Follow Be Smartt Inc on Facebook & Twitter!

Results

Men 1 mtr Diving

	Name	Yr	School		Finals Score
1	Cooper-Vespa, Jared E	SO	Georgetown University-PV	276.40	264.90
2	Mitchell, Ben t	SR	Seton Hall University-NJ	NP	251.15
3	Pfisterer, Alex R	SO	Seton Hall University-NJ	NP	233.65
4	Davidson, Eric A	JR	Seton Hall University-NJ	NP	231.25
5	Goodfriend, Benjamin J	FR	Georgetown University-PV	258.60	203.40





Rutgers Quad Meet - 11-07-2014 to 11-08-2014

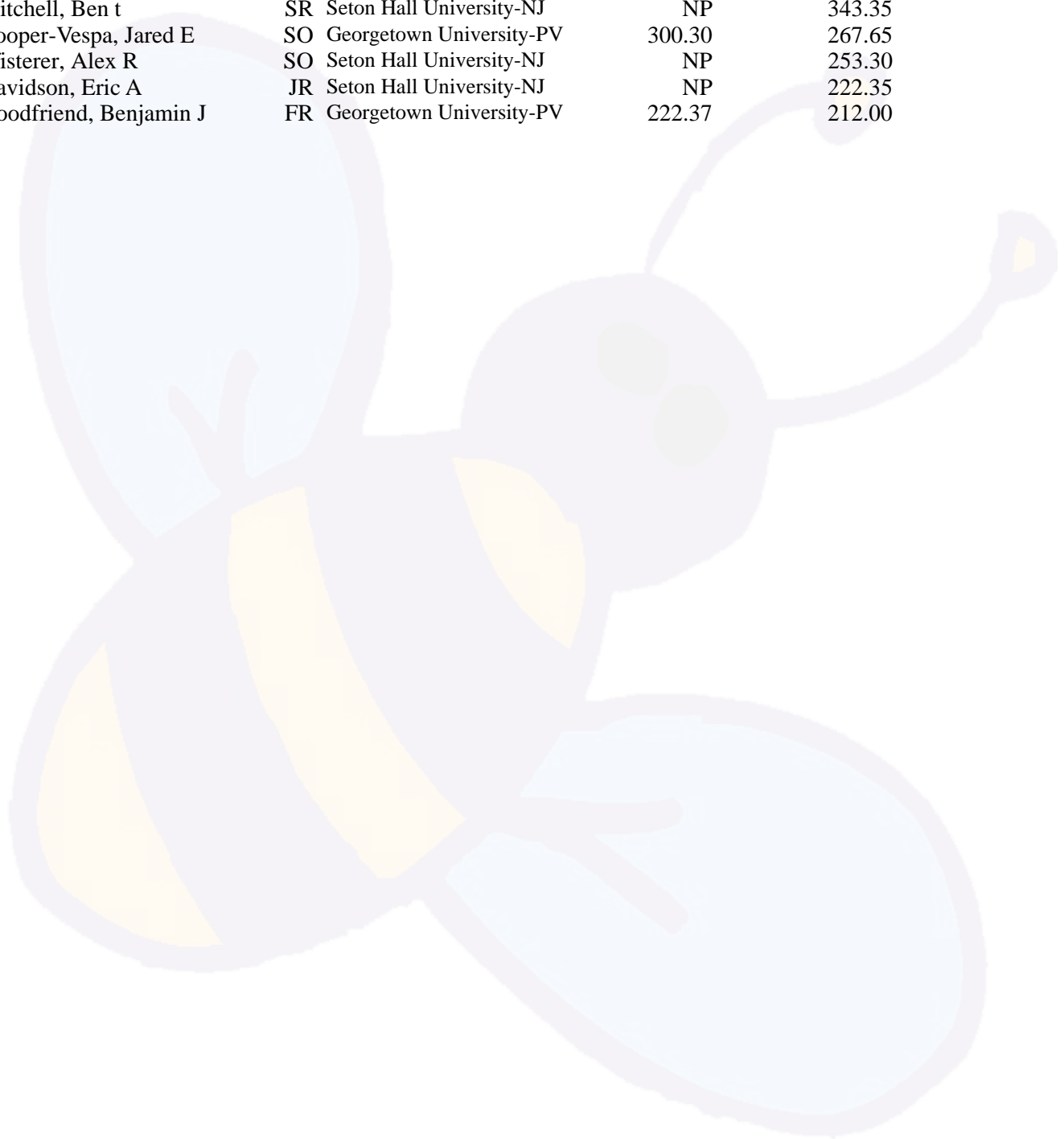
Real-Time Results at www.besmarttinc.com

Follow Be Smartt Inc on Facebook & Twitter!

Results

Men 3 mtr Diving

	Name	Yr	School		Finals Score
1	Mitchell, Ben t	SR	Seton Hall University-NJ	NP	343.35
2	Cooper-Vespa, Jared E	SO	Georgetown University-PV	300.30	267.65
3	Pfisterer, Alex R	SO	Seton Hall University-NJ	NP	253.30
4	Davidson, Eric A	JR	Seton Hall University-NJ	NP	222.35
5	Goodfriend, Benjamin J	FR	Georgetown University-PV	222.37	212.00



**Rutgers Quad Meet - 11-07-2014 to 11-08-2014****Real-Time Results at www.besmarttinc.com****Follow Be Smartt Inc on Facebook & Twitter!****Results****Men 200 Yard Freestyle Relay****1:18.02 D1A****1:18.62 D1B**

Team	Relay	Seed Time	Finals Time
1 Villanova University-MA 1) Moleski, Joe M FR 22.09 43.48 (21.39)	A 2) Tamanini, Chris SR 1:04.80 (21.32)	NT 3) Rodriguez, Michael F SO 1:25.41 (20.61)	1:25.41 4) Moyer, Jason A SR
2 Seton Hall University-NJ 1) Logan, JC c SR 22.69 43.94 (21.25)	A 2) Bosse, Timothy J JR 1:05.50 (21.56)	NT 3) Delillo, Zach A SR 1:26.41 (20.91)	1:26.41 4) Carlino, Keith A SO
3 Georgetown University-PV 1) Leach, William T SO 21.85 43.55 (21.70)	A 2) Young, Michael G SR 1:04.92 (21.37)	1:22.79 3) Chung, David SO 1:26.50 (21.58)	1:26.50 4) Smigelski, Michael A JR
4 Villanova University-MA 1) Hoin, Jake K FR 22.60 44.78 (22.18)	B 2) Murtha, Ryan T JR 1:07.31 (22.53)	NT 3) Smith, Murphy JR 1:29.80 (22.49)	1:29.80 4) Naughton, John Paul FR
5 Seton Hall University-NJ 1) Sali, Sean FR 22.84 45.22 (22.38)	B 2) Suslovich, Zohar FR 1:07.66 (22.44)	NT 3) Merighi, TJ SO 1:30.18 (22.52)	1:30.18 4) Zebrowski, Matthew T FR
6 Villanova University-MA 1) Kracke, Daniel FR 23.19 46.03 (22.84)	C 2) Kleinsmith, Ian P SO 1:08.22 (22.19)	NT 3) Ziegler, Logan A FR 1:31.13 (22.91)	x1:31.13 4) Stotesbery, Andrew FR
7 Seton Hall University-NJ 1) Kujimiyo, Olumayowa A FR2 23.48 46.47 (22.99)	C 2) Mattera, Michael P FR 1:09.14 (22.67)	NT 3) Wimmer, Cody J FR 1:31.82 (22.68)	x1:31.82 4) Lockhart, Ryan J FR
8 Georgetown University-PV 1) Spinelli, Michael J SR 23.72 45.52 (21.80)	B 2) Vanin, Martin E SO 1:08.46 (22.94)	NT 3) Wolff, Austin N JR 1:32.78 (24.32)	1:32.78 4) McGuire, Jack O FR
9 Seton Hall University-NJ 1) Machat, Colin E SO 23.81 47.22 (23.41)	D 2) Campbell, Ian A SO 1:10.12 (22.90)	NT 3) William, Andrew JR 1:32.83 (22.71)	x1:32.83 4) Dunn, Collin M FR

**Rutgers Quad Meet - 11-07-2014 to 11-08-2014****Real-Time Results at www.besmarttinc.com****Follow Be Smartt Inc on Facebook & Twitter!****Results****Men 400 Yard Freestyle Relay****2:53.11 D1A****2:54.66 D1B**

Team	Relay	Seed Time	Finals Time
1 Georgetown University-PV	A	NT	3:09.96
1) Leach, William T SO	2) Ross, Daniel W FR	3) Chung, David SO	4) Rohde, Cal C JR
22.75 48.01 (48.01)	1:10.11 (22.10)	1:34.98 (46.97)	
1:57.63 (22.65)	2:22.68 (47.70)	2:45.09 (22.41)	3:09.96 (47.28)
2 Villanova University-MA	A	NT	3:10.75
1) Moyer, Jason A SR	2) Hoin, Jake K FR	3) Tamanini, Chris SR	4) Naughton, John Paul FR
22.55 47.18 (47.18)	1:09.55 (22.37)	1:34.86 (47.68)	
1:57.19 (22.33)	2:22.29 (47.43)	2:45.00 (22.71)	3:10.75 (48.46)
3 Seton Hall University-NJ	A	NT	3:12.66
1) Tan, Jason FR	2) Bosse, Timothy J JR	3) Yanchulis, Noah T FR	4) Carlino, Keith A SO
23.54 48.40 (48.40)	1:11.12 (22.72)	1:36.19 (47.79)	
1:59.34 (23.15)	2:24.48 (48.29)	2:46.95 (22.47)	3:12.66 (48.18)
4 Villanova University-MA	B	NT	3:13.27
1) Moleski, Joe M FR	2) Murtha, Ryan T JR	3) Smith, Murphy JR	4) Rodriguez, Michael F SO
23.31 48.74 (48.74)	1:11.52 (22.78)	1:37.54 (48.80)	
2:00.19 (22.65)	2:25.68 (48.14)	2:47.84 (22.16)	3:13.27 (47.59)
5 Seton Hall University-NJ	B	NT	3:14.43
1) Machat, Colin E SO	2) Delillo, Zach A SR	3) Zebrowski, Matthew T FR	4) Lindsley, Cooper J SO
23.86 50.05 (50.05)	1:12.37 (22.32)	1:37.73 (47.68)	
2:00.95 (23.22)	2:26.45 (48.72)	2:49.34 (22.89)	3:14.43 (47.98)
6 Georgetown University-PV	B	NT	3:14.76
1) Smigelski, Michael A JR	2) Young, Michael G SR	3) Vanin, Martin E SO	4) Hinson, Chandler S FR
24.13 50.04 (50.04)	1:13.07 (23.03)	1:39.38 (49.34)	
2:01.83 (22.45)	2:27.14 (47.76)	2:49.79 (22.65)	3:14.76 (47.62)
7 Villanova University-MA	D	NT	x3:17.86
1) Sullivan, Patrick M JR	2) Stotesbery, Andrew FR	3) Kracke, Daniel FR	4) Cino, Greg M SO
23.99 49.14 (49.14)	1:13.14 (24.00)	1:39.03 (49.89)	
2:02.30 (23.27)	2:28.80 (49.77)	2:51.95 (23.15)	3:17.86 (49.06)
8 Villanova University-MA	C	NT	x3:19.08
1) Tchobanov, Niki I JR	2) Nussbaum, Tyler J FR	3) Kleinsmith, Ian P SO	4) Ziegler, Logan A FR
23.12 49.34 (49.34)	1:13.03 (23.69)	1:39.84 (50.50)	
2:03.53 (23.69)	2:29.92 (50.08)	2:52.86 (22.94)	3:19.08 (49.16)
9 Georgetown University-PV	C	NT	x3:22.15
1) Romanov, Gregory W SR	2) Evenson, Austin R JR	3) Kalibat, Peter M FR	4) Ladman, Chase S FR
24.45 51.27 (51.27)	1:15.91 (24.64)	1:42.88 (51.61)	
2:06.56 (23.68)	2:32.19 (49.31)	2:56.25 (24.06)	3:22.15 (49.96)
10 Seton Hall University-NJ	C	NT	x3:23.39
1) Mattered, Michael P FR	2) Wimmer, Cody J FR	3) Underwood, Seth C SO	4) William, Andrew JR
24.51 51.46 (51.46)	1:15.40 (23.94)	1:42.39 (50.93)	
2:07.19 (24.80)	2:33.84 (51.45)	2:57.11 (23.27)	3:23.39 (49.55)
11 Seton Hall University-NJ	D	NT	x3:26.98
1) Lessard, Richard a SR	2) Kujimiyo, Olumayowa A FR	3) Merighi, TJ SO	4) Lockhart, Ryan J FR
24.22 51.29 (51.29)	1:15.69 (24.40)	1:45.31 (54.02)	
2:09.37 (24.06)	2:36.49 (51.18)	3:00.02 (23.53)	3:26.98 (50.49)

**Rutgers Quad Meet - 11-07-2014 to 11-08-2014****Real-Time Results at www.besmarttinc.com****Follow Be Smartt Inc on Facebook & Twitter!****Results****Men 200 Yard Medley Relay****1:25.63 D1A****1:26.58 D1B**

Team	Relay	Seed Time	Finals Time
1 Seton Hall University-NJ	A	NT	1:34.92
1) Carlino, Keith A SO	2) Sali, Sean FR	3) Delillo, Zach A SR	4) Bosse, Timothy J JR
24.46 51.00 (26.54)	1:13.66 (22.66)	1:34.92 (21.26)	
2 Villanova University-MA	A	NT	1:35.27
1) Rodriguez, Michael F SO	2) Nussbaum, Tyler J FR	3) Tamanini, Chris SR	4) Moyer, Jason A SR
24.72 51.38 (26.66)	1:14.39 (23.01)	1:35.27 (20.88)	
3 Georgetown University-PV	A	1:31.36	1:36.87
1) Young, Michael G SR	2) DeLise, Samuel C FR	3) Vanin, Martin E SO	4) Leach, William T SO
24.94 52.94 (28.00)	1:15.38 (22.44)	1:36.87 (21.49)	
4 Georgetown University-PV	B	NT	1:38.87
1) Spinelli, Edward FR	2) Glockemeier, Matthew R FR	3) Chung, David SO	4) Smigelski, Michael A JR
25.09 53.31 (28.22)	1:16.73 (23.42)	1:38.87 (22.14)	
5 Seton Hall University-NJ	B	NT	1:39.32
1) Suslovich, Zohar FR	2) Dunn, Collin M FR	3) Zebrowski, Matthew T FR	4) Merighi, TJ SO
25.32 52.98 (27.66)	1:16.99 (24.01)	1:39.32 (22.33)	
6 Villanova University-MA	B	NT	1:40.61
1) Stotesbery, Andrew FR	2) Sipala, Tony C SR	3) Smith, Murphy JR	4) Moleski, Joe M FR
26.61 54.75 (28.14)	1:18.56 (23.81)	1:40.61 (22.05)	
7 Seton Hall University-NJ	C	NT	x1:40.77
1) Mattera, Michael P FR	2) Kujimiyo, Olumayowa A FR	3) Lockhart, Ryan J FR	4) Tan, Jason FR
25.22 54.63 (29.41)	1:18.90 (24.27)	1:40.77 (21.87)	
8 Georgetown University-PV	C	NT	x1:40.87
1) Muehlheuser, Kurt J JR	2) Evenson, Alex C FR	3) Wolff, Austin N JR	4) Spinelli, Michael J SR
26.19 54.39 (28.20)	1:18.26 (23.87)	1:40.87 (22.61)	
9 Seton Hall University-NJ	D	NT	x1:44.65
1) Lindsley, Cooper J SO	2) William, Andrew JR	3) Lessard, Richard a SR	4) Machat, Colin E SO
26.90 57.11 (30.21)	1:21.78 (24.67)	1:44.65 (22.87)	
10 Villanova University-MA	C	NT	x1:45.99
1) Kracke, Daniel FR	2) Kleinsmith, Ian P SO	3) Naughton, John Paul FR	4) Sullivan, Patrick M JR
27.37 57.52 (30.15)	1:23.53 (26.01)	1:45.99 (22.46)	

**Rutgers Quad Meet - 11-07-2014 to 11-08-2014****Real-Time Results at www.besmarttinc.com****Follow Be Smartt Inc on Facebook & Twitter!****Results****Men 400 Yard Medley Relay****3:09.40 D1A****3:11.03 D1B**

Team	Relay	Seed Time	Finals Time
1 Seton Hall University-NJ	A	NT	3:28.53
1) Carlino, Keith A SO	2) Sali, Sean FR	3) Delillo, Zach A SR	4) Bosse, Timothy J JR
25.59	52.01 (52.01)	1:19.19 (27.18)	1:50.56 (58.55)
2:13.20 (22.64)	2:41.87 (51.31)	3:04.01 (22.14)	3:28.53 (46.66)
2 Georgetown University-PV	A	3:20.21	3:32.30
1) Spinelli, Edward FR	2) DeLise, Samuel C FR	3) Vanin, Martin E SO	4) Leach, William T SO
25.62	53.96 (53.96)	1:22.35 (28.39)	1:54.60 (1:00.64)
2:17.12 (22.52)	2:45.00 (50.40)	3:07.22 (22.22)	3:32.30 (47.30)
3 Seton Hall University-NJ	B	NT	3:32.61
1) Suslovich, Zohar FR	2) Dunn, Collin M FR	3) Zebrowski, Matthew T FR	4) Yanchulis, Noah T FR
26.10	53.49 (53.49)	1:21.40 (27.91)	1:53.39 (59.90)
2:17.67 (24.28)	2:45.28 (51.89)	3:07.82 (22.54)	3:32.61 (47.33)
4 Villanova University-MA	A	NT	3:34.14
1) Rodriguez, Michael F SO	2) Nussbaum, Tyler J FR	3) Tchobanov, Niki I JR	4) Moyer, Jason A SR
25.21	52.56 (52.56)	1:20.71 (28.15)	1:53.21 (1:00.65)
2:17.36 (24.15)	2:47.49 (54.28)	3:09.05 (21.56)	3:34.14 (46.65)
5 Georgetown University-PV	B	NT	3:36.42
1) Muehlheuser, Kurt J JR	2) Glockemeier, Matthew R FR	3) Chung, David SO	4) Rohde, Cal C JR
26.44	54.81 (54.81)	1:23.74 (28.93)	1:56.79 (1:01.98)
2:20.48 (23.69)	2:48.45 (51.66)	3:10.87 (22.42)	3:36.42 (47.97)
6 Villanova University-MA	B	NT	3:38.16
1) Tamanini, Chris SR	2) Hoin, Jake K FR	3) Ziegler, Logan A FR	4) Naughton, John Paul FR
26.05	54.91 (54.91)	1:23.76 (28.85)	1:56.80 (1:01.89)
2:20.32 (23.52)	2:49.61 (52.81)	3:12.67 (23.06)	3:38.16 (48.55)
7 Villanova University-MA	C	NT	x3:38.80
1) Stotesbery, Andrew FR	2) Sipala, Tony C SR	3) Moleski, Joe M FR	4) Smith, Murphy JR
27.33	55.50 (55.50)	1:23.60 (28.10)	1:56.09 (1:00.59)
2:21.35 (25.26)	2:50.66 (54.57)	3:13.32 (22.66)	3:38.80 (48.14)
8 Seton Hall University-NJ	C	NT	x3:41.11
1) Mattera, Michael P FR	2) Kujimiyo, Olumayowa A FR	3) Lockhart, Ryan J FR	4) Machat, Colin E SO
26.70	55.19 (55.19)	1:24.13 (28.94)	1:57.69 (1:02.50)
2:22.67 (24.98)	2:51.69 (54.00)	3:15.09 (23.40)	3:41.11 (49.42)
9 Georgetown University-PV	D	NT	x3:43.18
1) Young, Michael G SR	2) Chipev, Liuben C SR	3) Zheng, Steven JR	4) Spinelli, Michael J SR
26.01	55.08 (55.08)	1:24.48 (29.40)	1:58.57 (1:03.49)
2:23.05 (24.48)	2:52.19 (53.62)	3:15.82 (23.63)	3:43.18 (50.99)
10 Georgetown University-PV	C	NT	x3:43.84
1) Hinson, Chandler S FR	2) Evenson, Alex C FR	3) Wolff, Austin N JR	4) Gallagher, Jamie C SR
26.85	55.14 (55.14)	1:24.79 (29.65)	1:58.74 (1:03.60)
2:23.71 (24.97)	2:53.06 (54.32)	3:16.91 (23.85)	3:43.84 (50.78)
11 Villanova University-MA	D	NT	x3:54.69
1) Sullivan, Patrick M JR	2) Christianson, Keith G FR	3) Rodts, Harrison B SO	4) Kleinsmith, Ian P SO
29.32	1:00.04 (1:00.04)	1:31.09 (31.05)	2:06.96 (1:06.92)
2:34.22 (27.26)	3:04.70 (57.74)	3:28.23 (23.53)	3:54.69 (49.99)
--- Seton Hall University-NJ	D	NT	SCR