

NEC CONFERENCE SWIMMING & DIVING 2013 - 02-27-2013 to 03-02-2013

www.besmarttinc.com for meet results and more

Results**Women 50 Yard Freestyle**

2008 Winner:	23.88	2008	Erin Crowley	CCSU
2009 Winner:	23.87	02-12-2009	Erin Crowley	CCSU
2010 Winner:	23.96	02-17-2010	Casey Ostrander	Bryant
2011 Winner:	23.60	2011	Casey Ostrander	Bryant
2012 Winner:	23.41	2012	Casey Ostrander	Bryant
NEC Record:	23.05	& 2005	Jamie Crowley	CCSU
	22.05	D1A		
	22.99	D1B		

	Name	Age	School	Prelim Time	Finals Time	Points
A - Final						
1	Ostrander, Casey	21	Bryant University	23.16	23.11	20
2	Johnson, Danyel	18	Saint Francis University	23.53	23.29	17
3	Ford, Alicia	21	Saint Francis University	23.76	23.73	16
4	Menendez, Sarah	21	Wagner College	24.06	23.78	15
5	Griffith, Courtney	21	Mount Saint Mary's	23.78	23.85	14
6	Neuhaus, Helene	20	Central Connecticut State Univ	23.97	23.91	13
7	Buckley, Kaitlin	20	Bryant University	24.16	24.13	12
8	Walsh, Mollie	20	Mount Saint Mary's	24.20	24.29	11
B - Final						
9	Rogers, Cat	18	Saint Francis University	24.24	23.93	9
*10	Yu, Dana	18	Bryant University	24.44	24.14	6.50
*10	Sides, Sam	20	Wagner College	24.20	24.14	6.50
12	Coppler, Catriona	20	Mount Saint Mary's	24.43	24.23	5
13	Rondina, Corinne	18	Wagner College	24.31	24.30	4
14	Thelen, Anne	19	Mount Saint Mary's	24.40	24.43	3
15	Chan, Kristie	18	Bryant University	24.57	24.68	2
16	Massey, Erin	20	Central Connecticut State Univ	24.73	24.79	1

NEC CONFERENCE SWIMMING & DIVING 2013 - 02-27-2013 to 03-02-2013

www.besmarttinc.com for meet results and more

Results**Women 50 Yard Freestyle Swim-off**

2008 Winner:	23.88	2008	Erin Crowley	CCSU
2009 Winner:	23.87	02-12-2009	Erin A Crowley	Central
2010 Winner:	23.96	02-17-2010	CASEY OSTRANDER	BRYNT
2012 Winner:	23.41	2012	Casey Ostrander	Bryant
NEC Record:	23.05	& 2005	Jamie Crowley	CCSU
	22.05	D1A		
	22.99	D1B		

	Name	Age	School	Seed Time	Finals Time
- Swim-off					
1	Walsh, Mollie	20	Mount Saint Mary's	24.20	24.02
2	Sides, Sam	20	Wagner College	24.20	24.11

NEC CONFERENCE SWIMMING & DIVING 2013 - 02-27-2013 to 03-02-2013

www.besmarttinc.com for meet results and more

Results**Women 50 Yard Freestyle Time Trial**

2008 Winner:	23.88	2008	Erin Crowley	CCSU
2009 Winner:	23.87	02-12-2009	Erin A Crowley	Central
2010 Winner:	23.96	02-17-2010	CASEY OSTRANDER	BRYNT
2012 Winner:	23.41	2012	Casey Ostrander	Bryant
NEC Record:	23.05	& 2005	Jamie Crowley	CCSU
	22.05	D1A		
	22.99	D1B		

Name	Age	School	Seed Time	Finals Time
- Time Trial				
1 Reinhold, Malvina	20	Sacred Heart University	NT	25.41
2 McGrath, Rachel	22	Sacred Heart University	NT	25.82
3 McGill, Hayley	20	Sacred Heart University	NT	26.11

NEC CONFERENCE SWIMMING & DIVING 2013 - 02-27-2013 to 03-02-2013

www.besmarttinc.com for meet results and more

Results**Women 50 Yard Freestyle Time Trial**

2008 Winner:	23.88	2008	Erin Crowley	CCSU
2009 Winner:	23.87	02-12-2009	Erin A Crowley	Central
2010 Winner:	23.96	02-17-2010	CASEY OSTRANDER	BRYNT
2012 Winner:	23.41	2012	Casey Ostrander	Bryant
NEC Record:	23.05	& 2005	Jamie Crowley	CCSU
	22.05	D1A		
	22.99	D1B		

Name	Age	School	Seed Time	Finals Time
- Time Trial				
*1 Farnsworth, Alyssa	19	Sacred Heart University	NT	25.45
*1 Bennett, Lizzy	20	Sacred Heart University	NT	25.45
3 Nunes, Emily	21	Sacred Heart University	NT	28.34

NEC CONFERENCE SWIMMING & DIVING 2013 - 02-27-2013 to 03-02-2013

www.besmarttinc.com for meet results and more

Results

Women 50 Yard Freestyle

2008 Winner:	23.88	2008	Erin Crowley	CCSU
2009 Winner:	23.87	02-12-2009	Erin Crowley	CCSU
2010 Winner:	23.96	02-17-2010	Casey Ostrander	Bryant
2011 Winner:	23.60	2011	Casey Ostrander	Bryant
2012 Winner:	23.41	2012	Casey Ostrander	Bryant
NEC Record:	23.05	& 2005	Jamie Crowley	CCSU
	22.05	D1A		
	22.99	D1B		

	Name	Age	School	Seed Time	Prelim Time	
Preliminaries						
1	Ostrander, Casey	21	Bryant University	23.22	23.16	q
2	Johnson, Danyel	18	Saint Francis University	24.16	23.53	q
3	Ford, Alicia	21	Saint Francis University	24.59	23.76	q
4	Griffith, Courtney	21	Mount Saint Mary's	24.51	23.78	q
5	Neuhaus, Helene	20	Central Connecticut State Univ	24.83	23.97	q
6	Menendez, Sarah	21	Wagner College	24.46	24.06	q
7	Buckley, Kaitlin	20	Bryant University	25.36	24.16	q
8	Walsh, Mollie	20	Mount Saint Mary's	24.78	24.20	q
9	Sides, Sam	20	Wagner College	24.80	J24.20	q
10	Rogers, Cat	18	Saint Francis University	24.57	24.24	q
11	Rondina, Corinne	18	Wagner College	25.09	24.31	q
12	Thelen, Anne	19	Mount Saint Mary's	25.21	24.40	q
13	Coppler, Catriona	20	Mount Saint Mary's	24.61	24.43	q
14	Yu, Dana	18	Bryant University	24.78	24.44	q
15	Chan, Kristie	18	Bryant University	25.03	24.57	q
16	Massey, Erin	20	Central Connecticut State Univ	25.38	24.73	q
17	Valenzuela, Mara	19	Bryant University	25.24	24.83	
18	Bellamy, Meg	21	Sacred Heart University	26.22	25.01	
19	Cotugno, Meghan	20	Saint Francis University	25.56	25.10	
20	Aiwohi, Ella		St. Francis College	25.92	25.14	
*21	Murphy, Shelby	21	Saint Francis University	26.28	25.19	
*21	Marcotte, Kelly	21	Saint Francis University	25.74	25.19	
23	Papiro, Alaina	18	Central Connecticut State Univ	26.21	25.27	
24	Mendez, Meghan	19	Wagner College	25.96	25.40	
*25	Farnsworth, Alyssa	19	Sacred Heart University	26.35	25.46	
*25	Hilton, Sam	19	Bryant University	26.10	25.46	
27	Atherton, Ashley	20	Bryant University	26.36	25.68	
28	Walters, Stephanie	21	Sacred Heart University	27.26	25.75	
29	Sukovich, Catherine	19	Mount Saint Mary's	26.51	25.87	
30	McGrath, Rachel	22	Sacred Heart University	26.69	25.88	
31	McGill, Hayley	20	Sacred Heart University	NT	25.97	
32	Davis, Kacie		St. Francis College	26.86	26.32	
33	Aston-Korn, Zoe	18	St. Francis College	27.20	26.79	
34	Helmick, Nicole	20	Mount Saint Mary's	26.85	26.90	
35	Sylvester, Kaylin	20	Central Connecticut State Univ	28.22	27.18	
36	Boccia, Lindsay	18	St. Francis College	27.38	27.22	
37	Hernandez, Alana		St. Francis College	27.60	27.25	
38	Hardy, Palmer	18	St. Francis College	27.74	27.39	
39	Laszlo, Bernadett	21	St. Francis College	27.22	27.57	
40	Wood, Demi		St. Francis College	28.35	27.81	

NEC CONFERENCE SWIMMING & DIVING 2013 - 02-27-2013 to 03-02-2013**www.besmartinc.com for meet results and more****Results****Preliminaries ... (Women 50 Yard Freestyle)**

	Name	Age	School	Seed Time	Prelim Time
41	Toth, Regina		St. Francis College	28.76	27.84
42	Nunes, Emily	21	Sacred Heart University	29.27	28.22
43	Galang, Justine	18	Sacred Heart University	NT	28.98
44	Frank-Cutone, Lyndsey		St. Francis College	30.78	30.08
45	Mares, Rebecca	18	St. Francis College	31.02	30.27
---	Tay, Lynn	20	Wagner College	25.04	X24.57
---	Wardle, Mary	20	Saint Francis University	26.04	X25.17
---	Naumschevski, Stephanie	21	Bryant University	26.68	X26.18
---	DiBenedetto, Megan	20	Wagner College	27.32	X26.52
---	Costanza, Vanessa	21	Saint Francis University	30.19	X29.07
---	Yam, Patricia	20	Mount Saint Mary's	25.95	NS
---	Power, Kellen	21	Central Connecticut State Univ	25.80	SCR
---	Gibbons, Alanna	21	Wagner College	26.32	SCR
---	Francis, Libby	20	Saint Francis University	25.54	SCR
---	Ketchmark, Meredith	20	Wagner College	24.66	SCR
---	Malmstrom, Amanda	19	Mount Saint Mary's	NT	SCR
---	Carolin, Austyn	22	Wagner College	28.63	SCR
---	Gardner, Jessica	20	Mount Saint Mary's	27.36	SCR

NEC CONFERENCE SWIMMING & DIVING 2013 - 02-27-2013 to 03-02-2013

www.besmarttinc.com for meet results and more

Results**Women 100 Yard Freestyle**

2008 Winner:	52.10	2008	Erin Crowley	CCSU
2009 Winner:	1:03.74	02-12-2009	Wendy Augur	Bryant
2010 Winner:	51.93	02-19-2010	Casey Ostrander	Bryant
2011 Winner:	51.03	2011	Alicia Ford	SFU
2012 Winner:	50.61	2012	Alicia Ford	Saint Francis
NEC Record:	49.52	& 2007	Terra Wilson	Gardner Webb
	48.03	D1A		
	49.99	D1B		

Name	Age	School	Prelim Time	Finals Time	Points
A - Final					
1 Menendez, Sarah	21	Wagner College	51.27	51.05	20
	24.86	51.05 (26.19)			
2 Ford, Alicia	21	Saint Francis University	50.95	51.06	17
	24.56	51.06 (26.50)			
3 Johnson, Danyel	18	Saint Francis University	51.94	51.27	16
	24.67	51.27 (26.60)			
4 Ketchmark, Meredith	20	Wagner College	52.52	51.46	15
	24.62	51.46 (26.84)			
5 Neuhaus, Helene	20	Central Connecticut State Univ	51.85	51.51	14
	24.50	51.51 (27.01)			
6 DeBever, Taylor	20	Bryant University	51.91	51.89	13
	24.81	51.89 (27.08)			
7 Buckley, Kaitlin	20	Bryant University	52.58	52.00	12
	24.87	52.00 (27.13)			
8 Friedmann, Taylor	21	Central Connecticut State Univ	52.41	52.01	11
	25.08	52.01 (26.93)			
B - Final					
9 Griffith, Courtney	21	Mount Saint Mary's	52.90	52.49	9
	24.84	52.49 (27.65)			
10 Coppler, Catriona	20	Mount Saint Mary's	52.98	52.75	7
	25.30	52.75 (27.45)			
11 Rondina, Corinne	18	Wagner College	53.49	52.89	6
	25.29	52.89 (27.60)			
12 Power, Kellen	21	Central Connecticut State Univ	53.40	53.01	5
	25.77	53.01 (27.24)			
13 Chan, Kristie	18	Bryant University	53.28	53.18	4
	25.39	53.18 (27.79)			
14 Massey, Erin	20	Central Connecticut State Univ	53.67	53.27	3
	25.69	53.27 (27.58)			
15 Sides, Sam	20	Wagner College	53.19	53.36	2
	25.36	53.36 (28.00)			
16 Demjanenko, Jenny	20	Saint Francis University	53.75	53.54	1
	25.77	53.54 (27.77)			

NEC CONFERENCE SWIMMING & DIVING 2013 - 02-27-2013 to 03-02-2013

www.besmarttinc.com for meet results and more

Results

Women 100 Yard Freestyle

2008 Winner:	52.10	2008	Erin Crowley	CCSU
2009 Winner:	1:03.74	02-12-2009	Wendy Augur	Bryant
2010 Winner:	51.93	02-19-2010	Casey Ostrander	Bryant
2011 Winner:	51.03	2011	Alicia Ford	SFU
2012 Winner:	50.61	2012	Alicia Ford	Saint Francis
NEC Record:	49.52	& 2007	Terra Wilson	Gardner Webb
	48.03	D1A		
	49.99	D1B		

Name	Age	School	Seed Time	Prelim Time
Preliminaries				
1 Ford, Alicia	21	Saint Francis University	51.98	50.95 q
24.49	50.95 (26.46)			
2 Menendez, Sarah	21	Wagner College	52.29	51.27 q
25.05	51.27 (26.22)			
3 Neuhaus, Helene	20	Central Connecticut State Univ	52.87	51.85 q
24.92	51.85 (26.93)			
4 DeBever, Taylor	20	Bryant University	52.91	51.91 q
25.04	51.91 (26.87)			
5 Johnson, Danyel	18	Saint Francis University	53.79	51.94 q
25.17	51.94 (26.77)			
6 Friedmann, Taylor	21	Central Connecticut State Univ	54.04	52.41 q
25.38	52.41 (27.03)			
7 Ketchmark, Meredith	20	Wagner College	53.09	52.52 q
25.29	52.52 (27.23)			
8 Buckley, Kaitlin	20	Bryant University	54.67	52.58 q
25.24	52.58 (27.34)			
9 Griffith, Courtney	21	Mount Saint Mary's	53.09	52.90 q
24.94	52.90 (27.96)			
10 Coppler, Catriona	20	Mount Saint Mary's	53.42	52.98 q
25.31	52.98 (27.67)			
11 Sides, Sam	20	Wagner College	54.41	53.19 q
25.24	53.19 (27.95)			
12 Chan, Kristie	18	Bryant University	54.54	53.28 q
25.55	53.28 (27.73)			
13 Power, Kellen	21	Central Connecticut State Univ	55.57	53.40 q
25.98	53.40 (27.42)			
14 Rondina, Corinne	18	Wagner College	54.36	53.49 q
25.22	53.49 (28.27)			
15 Massey, Erin	20	Central Connecticut State Univ	54.12	53.67 q
25.50	53.67 (28.17)			
16 Demjanenko, Jenny	20	Saint Francis University	55.80	53.75 q
25.91	53.75 (27.84)			
17 Cotugno, Meghan	20	Saint Francis University	55.22	53.76
25.65	53.76 (28.11)			
18 Valenzuela, Mara	19	Bryant University	54.70	53.85
25.48	53.85 (28.37)			
19 Yu, Dana	18	Bryant University	54.76	54.30
25.75	54.30 (28.55)			
20 Walsh, Mollie	20	Mount Saint Mary's	56.86	54.46
25.65	54.46 (28.81)			

NEC CONFERENCE SWIMMING & DIVING 2013 - 02-27-2013 to 03-02-2013

www.besmarttinc.com for meet results and more

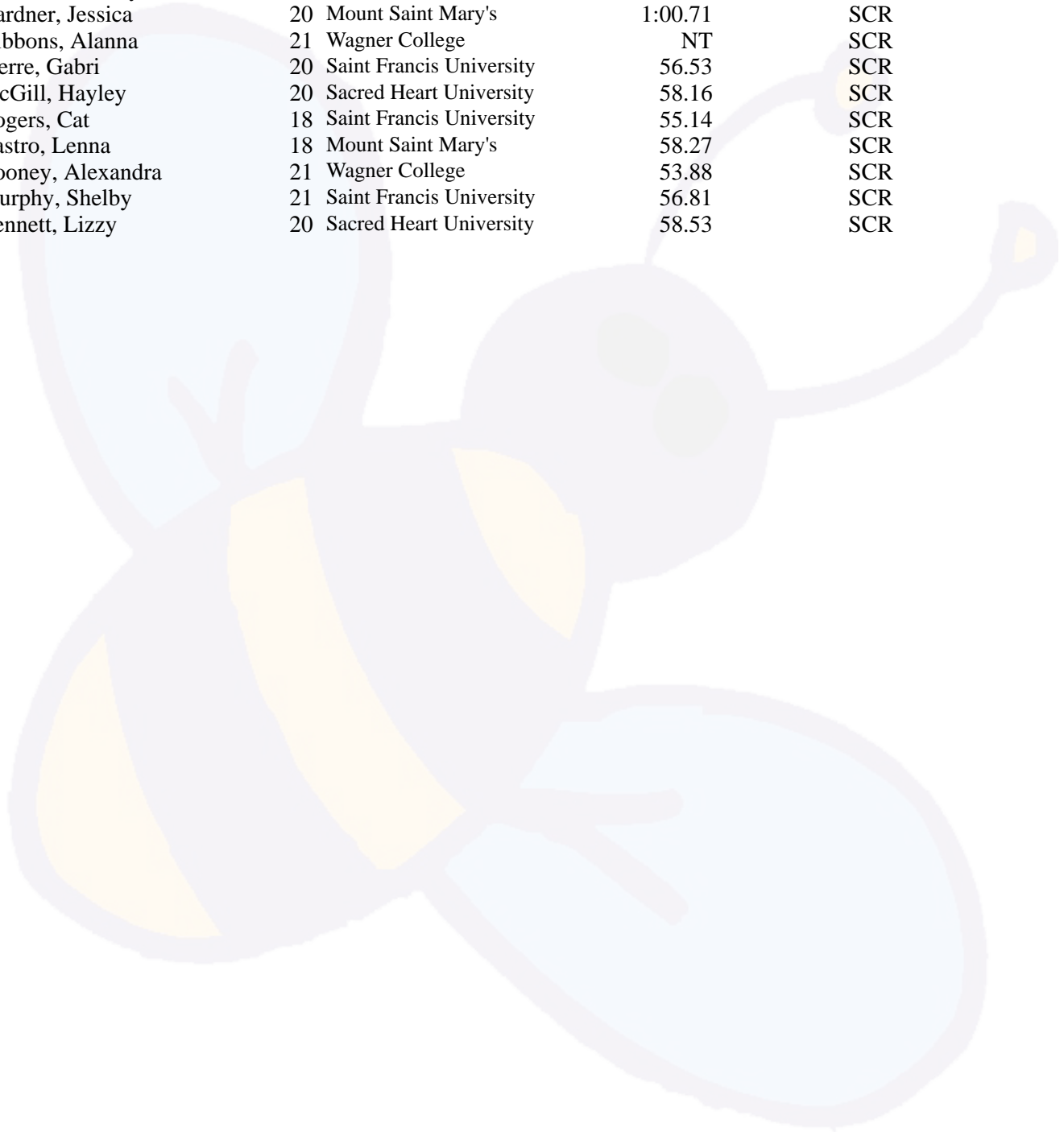
Results

Preliminaries ... (Women 100 Yard Freestyle)

	Name	Age	School	Seed Time	Prelim Time
21	Bellamy, Meg	21	Sacred Heart University	56.76	55.10
	26.70	55.10 (28.40)			
22	Reinhold, Malvina	20	Sacred Heart University	57.34	55.37
	26.53	55.37 (28.84)			
23	McGrath, Rachel	22	Sacred Heart University	57.44	55.67
	26.16	55.67 (29.51)			
24	Yam, Patricia	20	Mount Saint Mary's	56.46	55.76
	26.70	55.76 (29.06)			
25	Farnsworth, Alyssa	19	Sacred Heart University	58.06	56.16
	26.30	56.16 (29.86)			
26	Aiwohi, Ella		St. Francis College	57.46	56.50
	27.00	56.50 (29.50)			
27	Hardy, Paige		St. Francis College	57.03	57.26
	27.12	57.26 (30.14)			
28	Helmick, Nicole	20	Mount Saint Mary's	58.62	57.58
	27.55	57.58 (30.03)			
29	Sukovich, Catherine	19	Mount Saint Mary's	57.57	57.59
	27.23	57.59 (30.36)			
30	Hardy, Palmer	18	St. Francis College	59.31	58.09
	27.92	58.09 (30.17)			
31	Aston-Korn, Zoe	18	St. Francis College	59.34	58.10
	27.76	58.10 (30.34)			
32	Laszlo, Bernadett	21	St. Francis College	59.26	59.10
	27.95	59.10 (31.15)			
33	Toth, Regina		St. Francis College	1:01.57	59.71
	28.67	59.71 (31.04)			
34	Davis, Kacie		St. Francis College	1:00.34	1:00.21
	28.37	1:00.21 (31.84)			
35	Boccia, Lindsay	18	St. Francis College	1:01.15	1:00.79
	28.57	1:00.79 (32.22)			
36	Wood, Demi		St. Francis College	1:01.13	1:00.96
	29.04	1:00.96 (31.92)			
37	Nunes, Emily	21	Sacred Heart University	1:03.32	1:01.50
	29.38	1:01.50 (32.12)			
38	Frank-Cutone, Lyndsey		St. Francis College	1:06.19	1:04.55
	31.02	1:04.55 (33.53)			
39	Mares, Rebecca	18	St. Francis College	1:08.09	1:07.19
	30.86	1:07.19 (36.33)			
---	Tay, Lynn	20	Wagner College	55.46	X53.99
	25.44	53.99 (28.55)			
---	Wardle, Mary	20	Saint Francis University	57.92	X54.33
	26.17	54.33 (28.16)			
---	Jones, Cassie	20	Bryant University	59.52	X56.35
	26.91	56.35 (29.44)			
---	DiBenedetto, Megan	20	Wagner College	59.35	X57.60
	27.36	57.60 (30.24)			
---	Carolin, Austyn	22	Wagner College	59.40	X57.80
	28.03	57.80 (29.77)			
---	Naumshevski, Stephanie	21	Bryant University	57.55	X58.52
	27.14	58.52 (31.38)			
---	Malmstrom, Amanda	19	Mount Saint Mary's	59.75	SCR
---	Thelen, Anne	19	Mount Saint Mary's	55.98	SCR

NEC CONFERENCE SWIMMING & DIVING 2013 - 02-27-2013 to 03-02-2013www.besmarttinc.com for meet results and more**Results****Preliminaries ... (Women 100 Yard Freestyle)**

Name	Age	School	Seed Time	Prelim Time
--- Costanza, Vanessa	21	Saint Francis University	1:04.88	SCR
--- Ostrander, Casey	21	Bryant University	52.26	SCR
--- Gardner, Jessica	20	Mount Saint Mary's	1:00.71	SCR
--- Gibbons, Alanna	21	Wagner College	NT	SCR
--- Pierre, Gabri	20	Saint Francis University	56.53	SCR
--- McGill, Hayley	20	Sacred Heart University	58.16	SCR
--- Rogers, Cat	18	Saint Francis University	55.14	SCR
--- Castro, Lenna	18	Mount Saint Mary's	58.27	SCR
--- Cooney, Alexandra	21	Wagner College	53.88	SCR
--- Murphy, Shelby	21	Saint Francis University	56.81	SCR
--- Bennett, Lizzy	20	Sacred Heart University	58.53	SCR



NEC CONFERENCE SWIMMING & DIVING 2013 - 02-27-2013 to 03-02-2013

www.besmarttinc.com for meet results and more

Results

Women 200 Yard Freestyle

2008 Winner:	1:52.31	2008	Erin Crowley	CCSU
2009 Winner:	1:51.02	02-13-2009	Erin A Crowley	CCSU
2010 Winner:	1:50.75	02-18-2010	Taylor Friedmann	CCSU
2011 Winner:	1:49.98	2011	Taylor DeBever	Bryant
2012 Winner:	1:50.20	2012	Taylor Friedmann	CCSU
NEC Record:	1:48.28	& 2006	Terra Wilson	Gardner Webb
	1:43.99	D1A		
	1:47.99	D1B		

	Name	Age	School	Prelim Time	Finals Time	Points
A - Final						
1	DeBever, Taylor	20	Bryant University	1:50.86	1:49.10	20
	25.50	52.87 (27.37)	1:20.83 (27.96)	1:49.10 (28.27)		
2	Friedmann, Taylor	21	Central Connecticut State Univ	1:51.07	1:49.70	17
	25.76	53.50 (27.74)	1:21.69 (28.19)	1:49.70 (28.01)		
3	Rasile, Allison	21	Central Connecticut State Univ	1:52.27	1:51.04	16
	26.38	54.64 (28.26)	1:22.78 (28.14)	1:51.04 (28.26)		
4	Menendez, Sarah	21	Wagner College	1:53.18	1:51.47	15
	25.99	54.40 (28.41)	1:23.36 (28.96)	1:51.47 (28.11)		
5	Ford, Alicia	21	Saint Francis University	1:52.43	1:51.53	14
	25.34	53.61 (28.27)	1:22.78 (29.17)	1:51.53 (28.75)		
6	Cooney, Alexandra	21	Wagner College	1:52.02	1:52.02	13
	26.53	55.36 (28.83)	1:23.74 (28.38)	1:52.02 (28.28)		
7	Demjanenko, Jenny	20	Saint Francis University	1:53.23	1:52.45	12
	26.16	54.66 (28.50)	1:23.62 (28.96)	1:52.45 (28.83)		
8	Ketchmark, Meredith	20	Wagner College	1:52.77	1:52.51	11
	26.12	54.49 (28.37)	1:23.49 (29.00)	1:52.51 (29.02)		
B - Final						
9	Coppler, Catriona	20	Mount Saint Mary's	1:56.62	1:54.20	9
	27.55	56.95 (29.40)	1:25.58 (28.63)	1:54.20 (28.62)		
10	Messina, Maria	19	Bryant University	1:54.22	1:54.26	7
	26.02	54.15 (28.13)	1:23.91 (29.76)	1:54.26 (30.35)		
11	Valenzuela, Mara	19	Bryant University	1:55.76	1:54.69	6
	26.70	54.88 (28.18)	1:24.10 (29.22)	1:54.69 (30.59)		
*12	Shaw, Maggie	18	Wagner College	1:55.75	1:54.75	4.50
	26.49	55.46 (28.97)	1:25.04 (29.58)	1:54.75 (29.71)		
*12	Hanahoe, Caitlin	19	Bryant University	1:54.87	1:54.75	4.50
	27.00	55.83 (28.83)	1:25.40 (29.57)	1:54.75 (29.35)		
14	Cotugno, Meghan	20	Saint Francis University	1:56.46	1:56.40	3
	26.68	55.98 (29.30)	1:26.36 (30.38)	1:56.40 (30.04)		
15	Shortell, Lauren	21	Central Connecticut State Univ	1:56.47	1:56.64	2
	26.74	56.19 (29.45)	1:26.45 (30.26)	1:56.64 (30.19)		
16	Schauer, Elizabeth	18	Bryant University	1:54.83	1:57.62	1
	26.80	56.19 (29.39)	1:26.78 (30.59)	1:57.62 (30.84)		

NEC CONFERENCE SWIMMING & DIVING 2013 - 02-27-2013 to 03-02-2013

www.besmarttinc.com for meet results and more

Results

Women 200 Yard Freestyle

2008 Winner:	1:52.31	2008	Erin Crowley	CCSU
2009 Winner:	1:51.02	02-13-2009	Erin A Crowley	CCSU
2010 Winner:	1:50.75	02-18-2010	Taylor Friedmann	CCSU
2011 Winner:	1:49.98	2011	Taylor DeBever	Bryant
2012 Winner:	1:50.20	2012	Taylor Friedmann	CCSU
NEC Record:	1:48.28	& 2006	Terra Wilson	Gardner Webb
	1:43.99	D1A		
	1:47.99	D1B		

Name	Age	School	Seed Time	Prelim Time
Preliminaries				
1 DeBever, Taylor	20	Bryant University	1:54.42	1:50.86 q
26.03	53.96 (27.93)	1:22.46 (28.50)	1:50.86 (28.40)	
2 Friedmann, Taylor	21	Central Connecticut State Univ	1:52.86	1:51.07 q
25.90	53.87 (27.97)	1:22.38 (28.51)	1:51.07 (28.69)	
3 Cooney, Alexandra	21	Wagner College	1:53.69	1:52.02 q
26.77	55.60 (28.83)	1:24.09 (28.49)	1:52.02 (27.93)	
4 Rasile, Allison	21	Central Connecticut State Univ	1:53.56	1:52.27 q
26.83	55.30 (28.47)	1:23.49 (28.19)	1:52.27 (28.78)	
5 Ford, Alicia	21	Saint Francis University	NT	1:52.43 q
25.68	54.27 (28.59)	1:23.69 (29.42)	1:52.43 (28.74)	
6 Ketchmark, Meredith	20	Wagner College	1:53.66	1:52.77 q
26.23	54.56 (28.33)	1:23.60 (29.04)	1:52.77 (29.17)	
7 Menendez, Sarah	21	Wagner College	1:53.50	1:53.18 q
26.53	55.39 (28.86)	1:24.67 (29.28)	1:53.18 (28.51)	
8 Demjanenko, Jenny	20	Saint Francis University	1:57.51	1:53.23 q
26.44	55.00 (28.56)	1:24.32 (29.32)	1:53.23 (28.91)	
9 Messina, Maria	19	Bryant University	2:02.64	1:54.22 q
26.24	54.68 (28.44)	1:24.49 (29.81)	1:54.22 (29.73)	
10 Schauer, Elizabeth	18	Bryant University	1:58.65	1:54.83 q
26.58	55.33 (28.75)	1:25.01 (29.68)	1:54.83 (29.82)	
11 Hanahoe, Caitlin	19	Bryant University	1:58.71	1:54.87 q
27.02	55.76 (28.74)	1:24.98 (29.22)	1:54.87 (29.89)	
12 Shaw, Maggie	18	Wagner College	1:57.92	1:55.75 q
26.67	55.82 (29.15)	1:25.67 (29.85)	1:55.75 (30.08)	
13 Valenzuela, Mara	19	Bryant University	1:58.04	1:55.76 q
26.66	55.02 (28.36)	1:24.88 (29.86)	1:55.76 (30.88)	
14 Cotugno, Meghan	20	Saint Francis University	1:59.20	1:56.46 q
26.36	55.11 (28.75)	1:25.20 (30.09)	1:56.46 (31.26)	
15 Shortell, Lauren	21	Central Connecticut State Univ	1:57.85	1:56.47 q
26.84	56.08 (29.24)	1:26.31 (30.23)	1:56.47 (30.16)	
16 Coppler, Catriona	20	Mount Saint Mary's	1:55.48	1:56.62 q
26.75	55.66 (28.91)	1:25.80 (30.14)	1:56.62 (30.82)	
17 Massey, Erin	20	Central Connecticut State Univ	1:58.80	1:57.25
26.39	55.75 (29.36)	1:26.01 (30.26)	1:57.25 (31.24)	
18 Pierre, Gabri	20	Saint Francis University	1:59.53	1:57.62
26.56	56.22 (29.66)	1:26.69 (30.47)	1:57.62 (30.93)	
19 Chilton, Kasey	20	Central Connecticut State Univ	2:01.33	1:57.79
27.99	57.74 (29.75)	1:28.04 (30.30)	1:57.79 (29.75)	
20 Rondina, Corinne	18	Wagner College	2:02.14	1:58.13
26.49	56.31 (29.82)	1:27.22 (30.91)	1:58.13 (30.91)	

NEC CONFERENCE SWIMMING & DIVING 2013 - 02-27-2013 to 03-02-2013

www.besmarttinc.com for meet results and more

Results

Preliminaries ... (Women 200 Yard Freestyle)

	Name	Age	School	Seed Time	Prelim Time
21	Novak, Karen	19	Central Connecticut State Univ	1:57.83	1:58.42
	27.29	56.69 (29.40)	1:27.44 (30.75)	1:58.42 (30.98)	
22	Reinhold, Malvina	20	Sacred Heart University	2:01.92	1:59.13
	26.72	56.40 (29.68)	1:27.39 (30.99)	1:59.13 (31.74)	
23	McGrath, Rachel	22	Sacred Heart University	2:04.30	1:59.63
	26.82	56.61 (29.79)	1:27.40 (30.79)	1:59.63 (32.23)	
24	Powell, Kaitlyn	19	Mount Saint Mary's	2:01.46	2:00.50
	27.46	57.77 (30.31)	1:29.34 (31.57)	2:00.50 (31.16)	
25	Castro, Lenna	18	Mount Saint Mary's	2:03.70	2:00.56
	27.53	57.67 (30.14)	1:29.36 (31.69)	2:00.56 (31.20)	
26	Farnsworth, Alyssa	19	Sacred Heart University	2:10.34	2:02.78
	28.11	59.09 (30.98)	1:30.64 (31.55)	2:02.78 (32.14)	
27	Quirk, Tia	19	St. Francis College	2:09.92	2:07.51
	28.56	1:00.09 (31.53)	1:33.50 (33.41)	2:07.51 (34.01)	
28	Nunes, Amy	21	Sacred Heart University	2:10.16	2:07.67
	29.00	1:00.82 (31.82)	1:34.28 (33.46)	2:07.67 (33.39)	
29	Hardy, Palmer	18	St. Francis College	2:11.28	2:07.98
	28.62	1:00.26 (31.64)	1:33.95 (33.69)	2:07.98 (34.03)	
30	Nunes, Emily	21	Sacred Heart University	2:18.45	2:12.63
	29.94	1:03.20 (33.26)	1:37.49 (34.29)	2:12.63 (35.14)	
31	Dargay, Emily	20	Mount Saint Mary's	2:18.24	2:13.15
	30.06	1:03.25 (33.19)	1:37.97 (34.72)	2:13.15 (35.18)	
---	Carballeira, Kim	21	Bryant University	2:04.21	X1:59.63
	27.70	57.71 (30.01)	1:28.31 (30.60)	1:59.63 (31.32)	
---	Wardle, Mary	20	Saint Francis University	2:06.07	X1:59.88
	26.98	57.30 (30.32)	1:29.23 (31.93)	1:59.88 (30.65)	
---	Zascirinskis, Reyna	18	Central Connecticut State Univ	2:05.84	X2:01.73
	29.14	1:00.12 (30.98)	1:31.22 (31.10)	2:01.73 (30.51)	
---	Carolin, Austyn	22	Wagner College	2:05.30	X2:04.45
	29.00	1:00.81 (31.81)	1:32.73 (31.92)	2:04.45 (31.72)	
---	DiBenedetto, Megan	20	Wagner College	2:11.29	X2:06.71
	28.14	59.57 (31.43)	1:32.86 (33.29)	2:06.71 (33.85)	
---	Naumschevski, Stephanie	21	Bryant University	2:06.92	X2:07.79
	27.39	58.26 (30.87)	1:31.91 (33.65)	2:07.79 (35.88)	
---	Buckley, Kaitlin	20	Bryant University	2:01.51	SCR
---	Greenough, Michelle	20	Wagner College	2:02.15	SCR
---	Collins, Megan	21	Saint Francis University	1:56.39	SCR
---	Colitz, Tatum	21	Wagner College	1:55.51	SCR
---	McGill, Hayley	20	Sacred Heart University	2:07.76	SCR
---	Malmstrom, Amanda	19	Mount Saint Mary's	2:05.15	SCR
---	Regan, Erin	19	Mount Saint Mary's	1:55.42	SCR

NEC CONFERENCE SWIMMING & DIVING 2013 - 02-27-2013 to 03-02-2013

www.besmarttinc.com for meet results and more

Results

Women 500 Yard Freestyle

2008 Winner:	4:56.94	2008	Kristen Jurzynski	CCSU
2009 Winner:	4:53.78	02-12-2009	Megan E McGorry	CCSU
2010 Winner:	4:52.56	02-17-2010	Taylor Friedmann	CCSU
2011 Winner:	4:50.57	2011	Taylor Friedmann	CCSU
2012 Winner:	4:53.71	2012	Taylor Friedmann	CCSU
NEC Record:	4:50.57	& 02-17-2011	Taylor Friedmann	CCSU
	4:38.13	D1A		
	4:47.79	D1B		

Name	Age	School	Prelim Time	Finals Time	Points
A - Final					
1 Friedmann, Taylor	21	Central Connecticut State Univ	4:54.86	4:51.00	20
26.50	55.50 (29.00)	1:24.76 (29.26)	1:54.31 (29.55)		
2:23.93 (29.62)	2:53.63 (29.70)	3:23.16 (29.53)	3:52.61 (29.45)		
4:22.33 (29.72)	4:51.00 (28.67)				
2 DeBever, Taylor	20	Bryant University	4:58.25	4:51.75	17
26.56	55.43 (28.87)	1:25.13 (29.70)	1:54.98 (29.85)		
2:25.01 (30.03)	2:54.62 (29.61)	3:24.05 (29.43)	3:53.81 (29.76)		
4:23.09 (29.28)	4:51.75 (28.66)				
3 Rasile, Allison	21	Central Connecticut State Univ	4:56.12	4:55.69	16
27.19	56.70 (29.51)	1:26.90 (30.20)	1:57.17 (30.27)		
2:26.97 (29.80)	2:56.65 (29.68)	3:26.34 (29.69)	3:56.03 (29.69)		
4:26.03 (30.00)	4:55.69 (29.66)				
4 Demjanenko, Jenny	20	Saint Francis University	4:58.00	4:56.44	15
27.53	57.40 (29.87)	1:27.49 (30.09)	1:57.71 (30.22)		
2:28.09 (30.38)	2:58.48 (30.39)	3:28.70 (30.22)	3:58.29 (29.59)		
4:27.76 (29.47)	4:56.44 (28.68)				
5 Collins, Megan	21	Saint Francis University	4:56.61	4:56.68	14
27.03	56.68 (29.65)	1:26.71 (30.03)	1:57.08 (30.37)		
2:27.27 (30.19)	2:57.51 (30.24)	3:27.85 (30.34)	3:57.93 (30.08)		
4:27.74 (29.81)	4:56.68 (28.94)				
6 Fournier, Haley	19	Saint Francis University	5:00.88	4:58.35	13
27.54	57.34 (29.80)	1:27.15 (29.81)	1:57.28 (30.13)		
2:27.33 (30.05)	2:57.51 (30.18)	3:27.78 (30.27)	3:58.08 (30.30)		
4:28.42 (30.34)	4:58.35 (29.93)				
7 Cooney, Alexandra	21	Wagner College	4:58.72	5:00.19	12
26.90	56.40 (29.50)	1:26.62 (30.22)	1:57.12 (30.50)		
2:27.87 (30.75)	2:58.50 (30.63)	3:29.50 (31.00)	3:59.72 (30.22)		
4:30.47 (30.75)	5:00.19 (29.72)				
8 Doerrman, Lauren	18	Bryant University	4:59.23	5:01.08	11
26.70	55.86 (29.16)	1:25.96 (30.10)	1:56.33 (30.37)		
2:26.74 (30.41)	2:57.60 (30.86)	3:28.59 (30.99)	3:59.77 (31.18)		
4:30.85 (31.08)	5:01.08 (30.23)				
B - Final					
9 Regan, Erin	19	Mount Saint Mary's	5:05.99	5:00.99	9
27.12	56.52 (29.40)	1:26.73 (30.21)	1:57.01 (30.28)		
2:27.50 (30.49)	2:58.85 (31.35)	3:29.99 (31.14)	4:01.04 (31.05)		
4:31.34 (30.30)	5:00.99 (29.65)				
10 Chilton, Kasey	20	Central Connecticut State Univ	5:03.43	5:03.85	7
28.33	58.68 (30.35)	1:29.53 (30.85)	2:00.36 (30.83)		
2:31.21 (30.85)	3:02.00 (30.79)	3:32.38 (30.38)	4:03.01 (30.63)		
4:33.80 (30.79)	5:03.85 (30.05)				

NEC CONFERENCE SWIMMING & DIVING 2013 - 02-27-2013 to 03-02-2013

www.besmarttinc.com for meet results and more

Results**B - Final ... (Women 500 Yard Freestyle)**

	Name	Age	School	Prelim Time	Finals Time	Points
11	Wilhite, Katrina	21	Saint Francis University	5:07.90	5:05.78	6
	28.36	58.89 (30.53)	1:30.14 (31.25)	2:01.62 (31.48)		
	2:32.29 (30.67)	3:03.34 (31.05)	3:34.41 (31.07)	4:05.50 (31.09)		
	4:36.05 (30.55)	5:05.78 (29.73)				
12	Shaw, Maggie	18	Wagner College	5:09.48	5:06.67	5
	28.11	58.75 (30.64)	1:29.95 (31.20)	2:00.79 (30.84)		
	2:31.78 (30.99)	3:02.84 (31.06)	3:34.09 (31.25)	4:05.26 (31.17)		
	4:36.38 (31.12)	5:06.67 (30.29)				
13	Greenough, Michelle	20	Wagner College	5:08.83	5:06.92	4
	27.88	58.35 (30.47)	1:29.19 (30.84)	2:00.13 (30.94)		
	2:31.25 (31.12)	3:02.63 (31.38)	3:34.07 (31.44)	4:05.44 (31.37)		
	4:36.77 (31.33)	5:06.92 (30.15)				
14	Kiely, Kathryn	20	Central Connecticut State Univ	5:09.00	5:09.41	3
	28.22	58.97 (30.75)	1:30.08 (31.11)	2:01.58 (31.50)		
	2:33.13 (31.55)	3:04.64 (31.51)	3:36.46 (31.82)	4:08.14 (31.68)		
	4:39.34 (31.20)	5:09.41 (30.07)				
15	Novak, Karen	19	Central Connecticut State Univ	5:07.32	5:09.83	2
	27.80	57.79 (29.99)	1:28.49 (30.70)	1:59.42 (30.93)		
	2:30.77 (31.35)	3:02.56 (31.79)	3:34.41 (31.85)	4:05.90 (31.49)		
	4:37.97 (32.07)	5:09.83 (31.86)				
16	Mullins, Joy	21	Saint Francis University	5:06.27	5:11.45	1
	28.05	58.78 (30.73)	1:30.05 (31.27)	2:01.49 (31.44)		
	2:32.65 (31.16)	3:04.14 (31.49)	3:35.72 (31.58)	4:07.84 (32.12)		
	4:39.77 (31.93)	5:11.45 (31.68)				

NEC CONFERENCE SWIMMING & DIVING 2013 - 02-27-2013 to 03-02-2013

www.besmarttinc.com for meet results and more

Results

Women 500 Yard Freestyle

2008 Winner:	4:56.94	2008	Kristen Jurzynski	CCSU
2009 Winner:	4:53.78	02-12-2009	Megan E McGorry	CCSU
2010 Winner:	4:52.56	02-17-2010	Taylor Friedmann	CCSU
2011 Winner:	4:50.57	2011	Taylor Friedmann	CCSU
2012 Winner:	4:53.71	2012	Taylor Friedmann	CCSU
NEC Record:	4:50.57	& 02-17-2011	Taylor Friedmann	CCSU
	4:38.13	D1A		
	4:47.79	D1B		

Name	Age	School	Seed Time	Prelim Time
Preliminaries				
1 Friedmann, Taylor	21	Central Connecticut State Univ	5:00.44	4:54.86 q
	26.66	55.56 (28.90)	1:25.08 (29.52)	1:54.56 (29.48)
	2:24.17 (29.61)	2:54.07 (29.90)	3:24.10 (30.03)	3:54.41 (30.31)
	4:24.93 (30.52)	4:54.86 (29.93)		
2 Rasile, Allison	21	Central Connecticut State Univ	5:06.82	4:56.12 q
	27.47	57.10 (29.63)	1:27.25 (30.15)	1:57.28 (30.03)
	2:27.15 (29.87)	2:57.16 (30.01)	3:26.95 (29.79)	3:56.73 (29.78)
	4:26.59 (29.86)	4:56.12 (29.53)		
3 Collins, Megan	21	Saint Francis University	5:04.37	4:56.61 q
	26.86	56.23 (29.37)	1:26.07 (29.84)	1:56.14 (30.07)
	2:26.45 (30.31)	2:56.68 (30.23)	3:26.89 (30.21)	3:57.09 (30.20)
	4:27.17 (30.08)	4:56.61 (29.44)		
4 Demjanenko, Jenny	20	Saint Francis University	5:09.39	4:58.00 q
	27.18	56.84 (29.66)	1:27.24 (30.40)	1:57.89 (30.65)
	2:28.51 (30.62)	2:59.18 (30.67)	3:29.35 (30.17)	3:59.22 (29.87)
	4:29.01 (29.79)	4:58.00 (28.99)		
5 DeBever, Taylor	20	Bryant University	5:06.66	4:58.25 q
	27.00	56.54 (29.54)	1:26.55 (30.01)	1:57.00 (30.45)
	2:27.25 (30.25)	2:57.80 (30.55)	3:28.32 (30.52)	3:59.07 (30.75)
	4:29.36 (30.29)	4:58.25 (28.89)		
6 Cooney, Alexandra	21	Wagner College	5:02.10	4:58.72 q
	26.87	56.62 (29.75)	1:27.01 (30.39)	1:57.57 (30.56)
	2:28.34 (30.77)	2:59.01 (30.67)	3:29.61 (30.60)	4:00.04 (30.43)
	4:29.81 (29.77)	4:58.72 (28.91)		
7 Doerrman, Lauren	18	Bryant University	5:15.62	4:59.23 q
	26.73	55.66 (28.93)	1:25.19 (29.53)	1:55.46 (30.27)
	2:25.89 (30.43)	2:56.31 (30.42)	3:27.22 (30.91)	3:58.03 (30.81)
	4:28.87 (30.84)	4:59.23 (30.36)		
8 Fournier, Haley	19	Saint Francis University	5:05.80	5:00.88 q
	27.56	57.01 (29.45)	1:27.05 (30.04)	1:57.22 (30.17)
	2:27.48 (30.26)	2:57.98 (30.50)	3:28.56 (30.58)	3:59.48 (30.92)
	4:30.37 (30.89)	5:00.88 (30.51)		
9 Chilton, Kasey	20	Central Connecticut State Univ	5:10.76	5:03.43 q
	28.43	58.61 (30.18)	1:29.18 (30.57)	1:59.43 (30.25)
	2:29.95 (30.52)	3:00.69 (30.74)	3:31.50 (30.81)	4:02.62 (31.12)
	4:33.49 (30.87)	5:03.43 (29.94)		
10 Regan, Erin	19	Mount Saint Mary's	5:08.42	5:05.99 q
	27.20	57.06 (29.86)	1:27.77 (30.71)	1:58.87 (31.10)
	2:30.30 (31.43)	3:01.44 (31.14)	3:33.31 (31.87)	4:05.00 (31.69)
	4:35.42 (30.42)	5:05.99 (30.57)		

NEC CONFERENCE SWIMMING & DIVING 2013 - 02-27-2013 to 03-02-2013

www.besmarttinc.com for meet results and more

Results

Preliminaries ... (Women 500 Yard Freestyle)

Name	Age	School	Seed Time	Prelim Time	
11 Mullins, Joy	21	Saint Francis University	5:22.32	5:06.27	q
27.89	58.20 (30.31)	1:28.95 (30.75)	1:59.91 (30.96)		
2:30.83 (30.92)	3:02.24 (31.41)	3:33.90 (31.66)	4:05.33 (31.43)		
4:36.12 (30.79)	5:06.27 (30.15)				
12 Novak, Karen	19	Central Connecticut State Univ	5:15.29	5:07.32	q
27.47	57.18 (29.71)	1:28.03 (30.85)	1:58.97 (30.94)		
2:30.34 (31.37)	3:01.61 (31.27)	3:33.21 (31.60)	4:04.73 (31.52)		
4:36.38 (31.65)	5:07.32 (30.94)				
13 Wilhite, Katrina	21	Saint Francis University	5:15.13	5:07.90	q
27.80	58.05 (30.25)	1:28.60 (30.55)	1:59.99 (31.39)		
2:30.94 (30.95)	3:02.46 (31.52)	3:33.92 (31.46)	4:05.73 (31.81)		
4:37.11 (31.38)	5:07.90 (30.79)				
14 Greenough, Michelle	20	Wagner College	NT	5:08.83	q
27.10	57.22 (30.12)	1:28.44 (31.22)	1:59.66 (31.22)		
2:31.13 (31.47)	3:02.70 (31.57)	3:34.34 (31.64)	4:06.04 (31.70)		
4:37.46 (31.42)	5:08.83 (31.37)				
15 Kiely, Kathryn	20	Central Connecticut State Univ	5:16.41	5:09.00	q
27.47	57.11 (29.64)	1:27.55 (30.44)	1:58.28 (30.73)		
2:29.33 (31.05)	3:00.63 (31.30)	3:32.46 (31.83)	4:04.47 (32.01)		
4:37.00 (32.53)	5:09.00 (32.00)				
16 Shaw, Maggie	18	Wagner College	5:10.41	5:09.48	q
26.76	56.20 (29.44)	1:26.39 (30.19)	1:57.10 (30.71)		
2:28.55 (31.45)	3:00.53 (31.98)	3:32.57 (32.04)	4:04.88 (32.31)		
4:37.65 (32.77)	5:09.48 (31.83)				
17 Shortell, Lauren	21	Central Connecticut State Univ	5:13.11	5:10.23	
27.71	57.53 (29.82)	1:28.19 (30.66)	1:59.39 (31.20)		
2:31.06 (31.67)	3:02.92 (31.86)	3:34.64 (31.72)	4:06.52 (31.88)		
4:38.65 (32.13)	5:10.23 (31.58)				
18 Kalibat, Kristiana	21	Wagner College	5:17.88	5:12.40	
27.66	57.61 (29.95)	1:28.56 (30.95)	1:59.98 (31.42)		
2:31.61 (31.63)	3:03.63 (32.02)	3:35.76 (32.13)	4:08.08 (32.32)		
4:40.42 (32.34)	5:12.40 (31.98)				
19 Pierre, Gabri	20	Saint Francis University	5:25.84	5:12.60	
27.41	57.66 (30.25)	1:28.96 (31.30)	2:00.77 (31.81)		
2:32.50 (31.73)	3:04.47 (31.97)	3:36.57 (32.10)	4:08.71 (32.14)		
4:40.97 (32.26)	5:12.60 (31.63)				
20 Reinhold, Malvina	20	Sacred Heart University	5:26.23	5:18.75	
27.16	57.06 (29.90)	1:28.40 (31.34)	2:00.28 (31.88)		
2:32.65 (32.37)	3:05.62 (32.97)	3:39.08 (33.46)	4:12.56 (33.48)		
4:46.45 (33.89)	5:18.75 (32.30)				
21 Goodman, Siobhan	18	Sacred Heart University	5:36.59	5:24.64	
29.40	1:00.86 (31.46)	1:32.16 (31.30)	2:03.96 (31.80)		
2:36.15 (32.19)	3:08.75 (32.60)	3:41.98 (33.23)	4:16.23 (34.25)		
4:50.69 (34.46)	5:24.64 (33.95)				
22 Powell, Kaitlyn	19	Mount Saint Mary's	5:21.51	5:26.29	
28.80	1:00.50 (31.70)	1:33.24 (32.74)	2:06.20 (32.96)		
2:39.68 (33.48)	3:13.50 (33.82)	3:47.00 (33.50)	4:20.38 (33.38)		
4:53.76 (33.38)	5:26.29 (32.53)				
23 Castro, Lenna	18	Mount Saint Mary's	5:40.48	5:30.96	
28.53	1:00.24 (31.71)	1:33.21 (32.97)	2:06.96 (33.75)		
2:41.09 (34.13)	3:15.15 (34.06)	3:49.03 (33.88)	4:23.52 (34.49)		
4:57.96 (34.44)	5:30.96 (33.00)				

NEC CONFERENCE SWIMMING & DIVING 2013 - 02-27-2013 to 03-02-2013

www.besmarttinc.com for meet results and more

Results

Preliminaries ... (Women 500 Yard Freestyle)

	Name	Age	School	Seed Time	Prelim Time
24	Shaw, Victoria	20	Mount Saint Mary's	5:49.03	5:34.64
	29.10	1:02.27 (33.17)	1:36.29 (34.02)	2:10.31 (34.02)	
	2:44.33 (34.02)	3:18.48 (34.15)	3:52.88 (34.40)	4:27.14 (34.26)	
	5:01.27 (34.13)	5:34.64 (33.37)			
25	Nunes, Amy	21	Sacred Heart University	5:42.78	5:38.31
	29.58	1:01.46 (31.88)	1:34.41 (32.95)	2:08.53 (34.12)	
	2:42.67 (34.14)	3:17.61 (34.94)	3:52.36 (34.75)	4:27.69 (35.33)	
	5:03.18 (35.49)	5:38.31 (35.13)			
26	Quirk, Tia	19	St. Francis College	5:44.83	5:40.54
	29.69	1:02.25 (32.56)	1:35.82 (33.57)	2:10.31 (34.49)	
	2:45.18 (34.87)	3:20.27 (35.09)	3:55.89 (35.62)	4:31.27 (35.38)	
	5:06.52 (35.25)	5:40.54 (34.02)			
27	Laszlo, Bernadett	21	St. Francis College	5:41.55	5:57.27
	29.98	1:03.20 (33.22)	1:37.97 (34.77)	2:13.73 (35.76)	
	2:50.76 (37.03)	3:28.27 (37.51)	4:05.92 (37.65)	4:43.90 (37.98)	
	5:21.12 (37.22)	5:57.27 (36.15)			
28	Dargay, Emily	20	Mount Saint Mary's	6:10.30	6:02.00
	30.44	1:05.30 (34.86)	1:41.43 (36.13)	2:18.48 (37.05)	
	2:55.25 (36.77)	3:32.17 (36.92)	4:09.84 (37.67)	4:47.59 (37.75)	
	5:25.39 (37.80)	6:02.00 (36.61)			
---	Zascirinskis, Reyna	18	Central Connecticut State Univ	5:28.35	X5:15.48
	29.30	1:00.48 (31.18)	1:31.99 (31.51)	2:03.83 (31.84)	
	2:36.12 (32.29)	3:08.49 (32.37)	3:39.75 (31.26)	4:11.77 (32.02)	
	4:44.03 (32.26)	5:15.48 (31.45)			
---	Murphy, Kelley	19	Bryant University	5:24.38	X5:18.30
	27.96	58.35 (30.39)	1:29.58 (31.23)	2:01.23 (31.65)	
	2:33.43 (32.20)	3:05.76 (32.33)	3:38.62 (32.86)	4:11.88 (33.26)	
	4:45.19 (33.31)	5:18.30 (33.11)			
---	Carballeira, Kim	21	Bryant University	5:29.36	X5:19.04
	28.36	58.38 (30.02)	1:29.31 (30.93)	2:01.08 (31.77)	
	2:33.31 (32.23)	3:05.98 (32.67)	3:39.08 (33.10)	4:12.56 (33.48)	
	4:46.19 (33.63)	5:19.04 (32.85)			
---	Carolyn, Austyn	22	Wagner College	5:44.64	X5:34.54
	30.27	1:03.76 (33.49)	1:37.68 (33.92)	2:12.22 (34.54)	
	2:46.91 (34.69)	3:21.07 (34.16)	3:54.95 (33.88)	4:28.87 (33.92)	
	5:02.49 (33.62)	5:34.54 (32.05)			
---	Lyon, Kathleen	21	Saint Francis University	5:15.01	SCR
---	Lucia, Amanda	19	Wagner College	5:02.03	SCR
---	Cotugno, Meghan	20	Saint Francis University	5:18.98	SCR
---	Schaefer, Jamie	18	Bryant University	5:15.50	SCR
---	Smith, Christine	21	Central Connecticut State Univ	5:15.95	SCR
---	Nyser, Meredith	19	Sacred Heart University	5:27.73	SCR
---	Ciraula, Stephanie	19	Saint Francis University	5:23.04	SCR
---	O'Kelly, Lauren	21	Central Connecticut State Univ	5:15.85	SCR
---	Messina, Maria	19	Bryant University	5:20.23	SCR
---	Samuel, Dana	21	Wagner College	5:24.54	SCR

NEC CONFERENCE SWIMMING & DIVING 2013 - 02-27-2013 to 03-02-2013

www.besmarttinc.com for meet results and more

Results

Women 1650 Yard Freestyle

2008 Winner: 16:56.34	2008	Kristen Jurzynski	CCSU
2009 Winner: 16:45.96	02-14-2009	Megan E McGorry	CCSU
2010 Winner: 17:01.99	02-19-2010	Taylor Friedmann	CCSU
2011 Winner: 17:03.39	2011	Megan Collins	SFU
2012 Winner: 16:55.89	2012	Megan Collins	Saint Francis
NEC Record: 16:45.96	& 02-14-2009	Megan E McGorry	CCSU
16:01.12	D1A		
16:30.59	D1B		

Name	Age	School	Seed Time	Finals Time	Points
1 Fournier, Haley	19	Saint Francis University	10:24.99	16:55.95	20
28.59	59.01 (30.42)	1:29.77 (30.76)	2:00.54 (30.77)		
2:31.16 (30.62)	3:01.88 (30.72)	3:32.48 (30.60)	4:03.12 (30.64)		
4:33.80 (30.68)	5:04.36 (30.56)	5:34.98 (30.62)	6:05.48 (30.50)		
6:35.90 (30.42)	7:06.27 (30.37)	7:36.87 (30.60)	8:07.43 (30.56)		
8:38.29 (30.86)	9:09.02 (30.73)	9:39.87 (30.85)	10:10.64 (30.77)		
10:41.57 (30.93)	11:12.46 (30.89)	11:43.12 (30.66)	12:13.80 (30.68)		
12:44.46 (30.66)	13:15.65 (31.19)	13:47.01 (31.36)	14:18.19 (31.18)		
14:49.48 (31.29)	15:20.94 (31.46)	15:52.58 (31.64)	16:24.59 (32.01)	16:55.95 (31.36)	
2 Collins, Megan	21	Saint Francis University	10:26.87	17:06.26	17
27.73	57.97 (30.24)	1:28.73 (30.76)	1:59.70 (30.97)		
2:30.74 (31.04)	3:01.63 (30.89)	3:32.74 (31.11)	4:03.72 (30.98)		
4:34.70 (30.98)	5:05.73 (31.03)	5:36.88 (31.15)	6:08.05 (31.17)		
6:39.19 (31.14)	7:10.39 (31.20)	7:41.48 (31.09)	8:12.65 (31.17)		
8:43.69 (31.04)	9:15.07 (31.38)	9:46.37 (31.30)	10:17.83 (31.46)		
10:49.18 (31.35)	11:20.57 (31.39)	11:52.02 (31.45)	12:23.53 (31.51)		
12:54.89 (31.36)	13:26.38 (31.49)	13:58.14 (31.76)	14:29.72 (31.58)		
15:01.17 (31.45)	15:32.67 (31.50)	16:04.14 (31.47)	16:35.57 (31.43)	17:06.26 (30.69)	
3 Chilton, Kasey	20	Central Connecticut State Univ	10:22.82	17:19.09	16
29.66	1:00.60 (30.94)	1:31.91 (31.31)	2:03.30 (31.39)		
2:34.83 (31.53)	3:06.27 (31.44)	3:37.42 (31.15)	4:08.62 (31.20)		
4:39.91 (31.29)	5:11.24 (31.33)	5:42.41 (31.17)	6:13.96 (31.55)		
6:45.37 (31.41)	7:16.78 (31.41)	7:48.26 (31.48)	8:19.88 (31.62)		
8:51.50 (31.62)	9:23.29 (31.79)	9:55.32 (32.03)	10:27.37 (32.05)		
10:59.36 (31.99)	11:31.40 (32.04)	12:03.53 (32.13)	12:35.55 (32.02)		
13:07.54 (31.99)	13:39.55 (32.01)	14:11.25 (31.70)	14:42.91 (31.66)		
15:14.13 (31.22)	15:45.65 (31.52)	16:17.12 (31.47)	16:48.46 (31.34)	17:19.09 (30.63)	
4 Ciraula, Stephanie	19	Saint Francis University	11:07.76	17:21.55	15
28.21	59.46 (31.25)	1:31.04 (31.58)	2:02.55 (31.51)		
2:34.10 (31.55)	3:05.59 (31.49)	3:37.35 (31.76)	4:08.82 (31.47)		
4:40.75 (31.93)	5:12.17 (31.42)	5:43.52 (31.35)	6:15.18 (31.66)		
6:47.20 (32.02)	7:19.00 (31.80)	7:50.65 (31.65)	8:22.38 (31.73)		
8:54.39 (32.01)	9:26.06 (31.67)	9:57.81 (31.75)	10:29.52 (31.71)		
11:01.09 (31.57)	11:33.03 (31.94)	12:04.74 (31.71)	12:36.48 (31.74)		
13:08.43 (31.95)	13:40.10 (31.67)	14:12.14 (32.04)	14:44.11 (31.97)		
15:15.92 (31.81)	15:47.46 (31.54)	16:19.24 (31.78)	16:50.68 (31.44)	17:21.55 (30.87)	
5 Cooney, Alexandra	21	Wagner College	10:27.93	17:23.31	14
27.73	58.41 (30.68)	1:30.02 (31.61)	2:01.79 (31.77)		
2:33.66 (31.87)	3:05.53 (31.87)	3:37.57 (32.04)	4:09.51 (31.94)		
4:41.52 (32.01)	5:13.17 (31.65)	5:44.84 (31.67)	6:16.49 (31.65)		
6:48.54 (32.05)	7:20.52 (31.98)	7:52.63 (32.11)	8:24.63 (32.00)		
8:56.83 (32.20)	9:28.83 (32.00)	10:00.69 (31.86)	10:32.79 (32.10)		
11:04.73 (31.94)	11:36.40 (31.67)	12:07.94 (31.54)	12:39.67 (31.73)		
13:11.39 (31.72)	13:43.16 (31.77)	14:15.02 (31.86)	14:46.49 (31.47)		
15:18.42 (31.93)	15:50.03 (31.61)	16:21.34 (31.31)	16:52.68 (31.34)	17:23.31 (30.63)	

NEC CONFERENCE SWIMMING & DIVING 2013 - 02-27-2013 to 03-02-2013

www.besmarttinc.com for meet results and more

Results

(Women 1650 Yard Freestyle)

Name	Age	School	Seed Time	Finals Time	Points
6 Smith, Christine	21	Central Connecticut State Univ	10:50.55	17:31.24	13
28.86	59.85 (30.99)	1:31.44 (31.59)	2:03.33 (31.89)		
2:35.39 (32.06)	3:07.55 (32.16)	3:39.63 (32.08)	4:11.77 (32.14)		
4:43.87 (32.10)	5:15.96 (32.09)	5:48.01 (32.05)	6:19.98 (31.97)		
6:51.95 (31.97)	7:23.89 (31.94)	7:55.68 (31.79)	8:27.61 (31.93)		
8:59.42 (31.81)	9:31.21 (31.79)	10:03.13 (31.92)	10:35.08 (31.95)		
11:06.92 (31.84)	11:38.83 (31.91)	12:10.80 (31.97)	12:42.89 (32.09)		
13:15.17 (32.28)	13:47.53 (32.36)	14:19.81 (32.28)	14:52.00 (32.19)		
15:24.01 (32.01)	15:56.01 (32.00)	16:27.94 (31.93)	16:59.94 (32.00)	17:31.24 (31.30)	
7 O'Kelly, Lauren	21	Central Connecticut State Univ	10:41.46	17:31.44	12
28.20	59.01 (30.81)	1:30.37 (31.36)	2:01.79 (31.42)		
2:33.34 (31.55)	3:05.04 (31.70)	3:36.83 (31.79)	4:08.57 (31.74)		
4:40.28 (31.71)	5:12.02 (31.74)	5:43.80 (31.78)	6:15.78 (31.98)		
6:47.66 (31.88)	7:19.54 (31.88)	7:51.44 (31.90)	8:23.43 (31.99)		
8:55.43 (32.00)	9:27.40 (31.97)	9:59.27 (31.87)	10:31.23 (31.96)		
11:03.31 (32.08)	11:35.37 (32.06)	12:07.45 (32.08)	12:39.67 (32.22)		
13:12.06 (32.39)	13:44.57 (32.51)	14:17.15 (32.58)	14:49.60 (32.45)		
15:22.08 (32.48)	15:54.61 (32.53)	16:26.94 (32.33)	16:59.30 (32.36)	17:31.44 (32.14)	
8 Lyon, Kathleen	21	Saint Francis University	10:41.09	17:33.55	11
28.91	1:00.39 (31.48)	1:32.05 (31.66)	2:04.07 (32.02)		
2:36.02 (31.95)	3:07.99 (31.97)	3:39.93 (31.94)	4:12.10 (32.17)		
4:44.17 (32.07)	5:16.26 (32.09)	5:48.44 (32.18)	6:20.55 (32.11)		
6:52.63 (32.08)	7:24.59 (31.96)	7:56.41 (31.82)	8:28.21 (31.80)		
9:00.27 (32.06)	9:32.25 (31.98)	10:04.21 (31.96)	10:36.30 (32.09)		
11:08.26 (31.96)	11:40.36 (32.10)	12:12.51 (32.15)	12:44.62 (32.11)		
13:16.50 (31.88)	13:48.65 (32.15)	14:20.89 (32.24)	14:53.15 (32.26)		
15:25.24 (32.09)	15:57.39 (32.15)	16:29.63 (32.24)	17:01.85 (32.22)	17:33.55 (31.70)	
9 Novak, Karen	19	Central Connecticut State Univ	10:45.93	17:36.52	9
28.70	59.49 (30.79)	1:31.22 (31.73)	2:03.08 (31.86)		
2:34.73 (31.65)	3:06.47 (31.74)	3:38.40 (31.93)	4:10.12 (31.72)		
4:42.03 (31.91)	5:13.75 (31.72)	5:45.42 (31.67)	6:17.33 (31.91)		
6:49.34 (32.01)	7:20.98 (31.64)	7:52.93 (31.95)	8:24.84 (31.91)		
8:56.68 (31.84)	9:28.90 (32.22)	10:01.31 (32.41)	10:33.76 (32.45)		
11:06.08 (32.32)	11:38.95 (32.87)	12:11.73 (32.78)	12:44.23 (32.50)		
13:16.70 (32.47)	13:49.26 (32.56)	14:21.70 (32.44)	14:54.48 (32.78)		
15:27.01 (32.53)	15:59.59 (32.58)	16:32.17 (32.58)	17:04.92 (32.75)	17:36.52 (31.60)	
10 Shaw, Maggie	18	Wagner College	10:38.74	17:37.69	7
28.08	59.48 (31.40)	1:30.96 (31.48)	2:02.67 (31.71)		
2:34.30 (31.63)	3:06.12 (31.82)	3:38.01 (31.89)	4:10.17 (32.16)		
4:42.18 (32.01)	5:14.23 (32.05)	5:46.06 (31.83)	6:18.11 (32.05)		
6:50.31 (32.20)	7:22.48 (32.17)	7:54.65 (32.17)	8:26.68 (32.03)		
8:59.02 (32.34)	9:31.65 (32.63)	10:04.03 (32.38)	10:36.65 (32.62)		
11:09.05 (32.40)	11:41.39 (32.34)	12:14.12 (32.73)	12:46.68 (32.56)		
13:19.11 (32.43)	13:51.78 (32.67)	14:24.31 (32.53)	14:56.64 (32.33)		
15:29.09 (32.45)	16:01.72 (32.63)	16:33.94 (32.22)	17:06.25 (32.31)	17:37.69 (31.44)	
11 Messina, Maria	19	Bryant University	11:01.22	17:40.54	6
27.89	58.69 (30.80)	1:30.16 (31.47)	2:01.65 (31.49)		
2:33.40 (31.75)	3:05.16 (31.76)	3:37.17 (32.01)	4:09.00 (31.83)		
4:40.93 (31.93)	5:12.90 (31.97)	5:44.87 (31.97)	6:16.99 (32.12)		
6:49.25 (32.26)	7:21.51 (32.26)	7:53.87 (32.36)	8:26.37 (32.50)		
8:59.03 (32.66)	9:31.61 (32.58)	10:04.39 (32.78)	10:37.19 (32.80)		
11:09.75 (32.56)	11:42.38 (32.63)	12:14.93 (32.55)	12:47.50 (32.57)		
13:20.37 (32.87)	13:53.25 (32.88)	14:26.29 (33.04)	14:59.14 (32.85)		
15:32.01 (32.87)	16:04.68 (32.67)	16:37.18 (32.50)	17:09.34 (32.16)	17:40.54 (31.20)	

NEC CONFERENCE SWIMMING & DIVING 2013 - 02-27-2013 to 03-02-2013

www.besmarttinc.com for meet results and more

Results

(Women 1650 Yard Freestyle)

Name	Age	School	Seed Time	Finals Time	Points
12 Kalibat, Kristiana	21	Wagner College	10:49.72	17:42.81	5
28.45	59.38 (30.93)	1:31.25 (31.87)	2:03.22 (31.97)		
2:35.41 (32.19)	3:07.75 (32.34)	3:39.94 (32.19)	4:12.35 (32.41)		
4:44.61 (32.26)	5:16.93 (32.32)	5:48.85 (31.92)	6:21.03 (32.18)		
6:53.09 (32.06)	7:25.33 (32.24)	7:57.77 (32.44)	8:29.97 (32.20)		
9:02.50 (32.53)	9:34.98 (32.48)	10:07.34 (32.36)	10:39.95 (32.61)		
11:12.83 (32.88)	11:45.55 (32.72)	12:18.14 (32.59)	12:50.77 (32.63)		
13:23.38 (32.61)	13:56.16 (32.78)	14:28.83 (32.67)	15:01.50 (32.67)		
15:34.33 (32.83)	16:06.95 (32.62)	16:39.19 (32.24)	17:11.35 (32.16)	17:42.81 (31.46)	
13 Shortell, Lauren	21	Central Connecticut State Univ	10:50.20	17:44.59	4
28.26	58.71 (30.45)	1:30.21 (31.50)	2:01.77 (31.56)		
2:33.35 (31.58)	3:05.40 (32.05)	3:37.69 (32.29)	4:10.01 (32.32)		
4:42.23 (32.22)	5:14.75 (32.52)	5:47.64 (32.89)	6:20.55 (32.91)		
6:53.41 (32.86)	7:26.32 (32.91)	7:58.91 (32.59)	8:31.67 (32.76)		
9:04.36 (32.69)	9:37.53 (33.17)	10:10.15 (32.62)	10:42.89 (32.74)		
11:15.83 (32.94)	11:48.71 (32.88)	12:21.50 (32.79)	12:54.33 (32.83)		
13:26.93 (32.60)	13:59.24 (32.31)	14:32.00 (32.76)	15:04.70 (32.70)		
15:37.00 (32.30)	16:09.36 (32.36)	16:41.45 (32.09)	17:13.53 (32.08)	17:44.59 (31.06)	
14 Chilton, Selene	19	Central Connecticut State Univ	10:43.74	17:59.44	3
29.59	1:01.20 (31.61)	1:33.18 (31.98)	2:05.38 (32.20)		
2:37.45 (32.07)	3:09.54 (32.09)	3:41.66 (32.12)	4:13.66 (32.00)		
4:45.85 (32.19)	5:18.32 (32.47)	5:50.56 (32.24)	6:22.83 (32.27)		
6:55.20 (32.37)	7:27.97 (32.77)	8:00.58 (32.61)	8:33.59 (33.01)		
9:06.59 (33.00)	9:39.67 (33.08)	10:12.79 (33.12)	10:45.60 (32.81)		
11:18.44 (32.84)	11:51.55 (33.11)	12:25.01 (33.46)	12:58.24 (33.23)		
13:31.63 (33.39)	14:05.27 (33.64)	14:38.72 (33.45)	15:12.39 (33.67)		
15:45.88 (33.49)	16:19.34 (33.46)	16:52.91 (33.57)	17:26.37 (33.46)	17:59.44 (33.07)	
15 Pierre, Gabri	20	Saint Francis University	11:08.46	18:08.59	2
28.39	59.95 (31.56)	1:32.37 (32.42)	2:05.01 (32.64)		
2:38.02 (33.01)	3:11.01 (32.99)	3:43.99 (32.98)	4:17.07 (33.08)		
4:50.27 (33.20)	5:23.50 (33.23)	5:56.85 (33.35)	6:29.88 (33.03)		
7:03.33 (33.45)	7:36.68 (33.35)	8:09.97 (33.29)	8:43.34 (33.37)		
9:16.55 (33.21)	9:50.21 (33.66)	10:23.48 (33.27)	10:56.83 (33.35)		
11:30.14 (33.31)	12:03.48 (33.34)	12:37.07 (33.59)	13:10.66 (33.59)		
13:44.39 (33.73)	14:17.50 (33.11)	14:51.00 (33.50)	15:24.68 (33.68)		
15:57.75 (33.07)	16:31.01 (33.26)	17:04.13 (33.12)	17:37.06 (32.93)	18:08.59 (31.53)	
16 Schaefer, Jamie	18	Bryant University	10:59.57	18:10.71	1
28.62	59.78 (31.16)	1:31.66 (31.88)	2:03.89 (32.23)		
2:36.14 (32.25)	3:08.60 (32.46)	3:41.34 (32.74)	4:13.91 (32.57)		
4:47.16 (33.25)	5:20.19 (33.03)	5:53.30 (33.11)	6:26.65 (33.35)		
6:59.84 (33.19)	7:33.08 (33.24)	8:06.57 (33.49)	8:39.97 (33.40)		
9:13.26 (33.29)	9:46.32 (33.06)	10:19.58 (33.26)	10:52.82 (33.24)		
11:26.62 (33.80)	12:00.13 (33.51)	12:33.48 (33.35)	13:07.10 (33.62)		
13:40.97 (33.87)	14:14.82 (33.85)	14:48.57 (33.75)	15:22.28 (33.71)		
15:56.42 (34.14)	16:30.58 (34.16)	17:04.77 (34.19)	17:38.68 (33.91)	18:10.71 (32.03)	
17 Nyser, Meredith	19	Sacred Heart University	11:02.12	18:30.53	
29.31	1:01.14 (31.83)	1:33.95 (32.81)	2:06.69 (32.74)		
2:39.67 (32.98)	3:12.93 (33.26)	3:46.73 (33.80)	4:20.47 (33.74)		
4:53.90 (33.43)	5:27.91 (34.01)	6:01.33 (33.42)	6:34.79 (33.46)		
7:08.03 (33.24)	7:41.77 (33.74)	8:15.43 (33.66)	8:49.24 (33.81)		
9:22.78 (33.54)	9:56.88 (34.10)	10:30.23 (33.35)	11:03.70 (33.47)		
11:38.44 (34.74)	12:12.91 (34.47)	12:47.24 (34.33)	13:21.58 (34.34)		
13:56.52 (34.94)	14:31.10 (34.58)	15:05.45 (34.35)	15:40.37 (34.92)		
16:15.27 (34.90)	16:49.98 (34.71)	17:24.09 (34.11)	17:57.64 (33.55)	18:30.53 (32.89)	

NEC CONFERENCE SWIMMING & DIVING 2013 - 02-27-2013 to 03-02-2013

www.besmarttinc.com for meet results and more

Results

(Women 1650 Yard Freestyle)

Name	Age	School	Seed Time	Finals Time	Points
18 Quirk, Tia	19	St. Francis College	11:47.63	19:13.94	
30.44	1:04.14 (33.70)	1:38.68 (34.54)	2:13.32 (34.64)		
2:48.16 (34.84)	3:23.01 (34.85)	3:57.82 (34.81)	4:32.65 (34.83)		
5:07.44 (34.79)	5:42.18 (34.74)	6:17.40 (35.22)	6:52.72 (35.32)		
7:27.80 (35.08)	8:02.95 (35.15)	8:38.10 (35.15)	9:13.32 (35.22)		
9:48.34 (35.02)	10:23.72 (35.38)	10:59.15 (35.43)	11:34.83 (35.68)		
12:10.40 (35.57)	12:45.98 (35.58)	13:21.40 (35.42)	13:56.99 (35.59)		
14:32.50 (35.51)	15:08.27 (35.77)	15:43.60 (35.33)	16:19.42 (35.82)		
16:55.16 (35.74)	17:30.45 (35.29)	18:05.74 (35.29)	18:40.53 (34.79)	19:13.94 (33.41)	
19 Nunes, Amy	21	Sacred Heart University	11:37.40	19:44.88	
30.89	1:04.43 (33.54)	1:38.70 (34.27)	2:13.23 (34.53)		
2:48.16 (34.93)	3:23.15 (34.99)	3:58.31 (35.16)	4:33.10 (34.79)		
5:08.77 (35.67)	5:43.99 (35.22)	6:19.58 (35.59)	6:55.19 (35.61)		
7:31.16 (35.97)	8:07.18 (36.02)	8:43.99 (36.81)	9:20.57 (36.58)		
9:56.48 (35.91)	10:32.58 (36.10)	11:09.50 (36.92)	11:46.61 (37.11)		
12:22.73 (36.12)	12:59.55 (36.82)	13:36.53 (36.98)	14:13.24 (36.71)		
14:50.07 (36.83)	15:27.33 (37.26)	16:04.55 (37.22)	16:41.68 (37.13)		
17:18.54 (36.86)	17:55.95 (37.41)	18:32.65 (36.70)	19:09.64 (36.99)	19:44.88 (35.24)	
20 Castro, Lenna	18	Mount Saint Mary's	11:42.50	19:48.73	
30.30	1:02.09 (31.79)	1:35.13 (33.04)	2:08.37 (33.24)		
2:42.02 (33.65)	3:16.35 (34.33)	3:50.60 (34.25)	4:25.60 (35.00)		
5:00.91 (35.31)	5:36.30 (35.39)	6:11.85 (35.55)	6:47.46 (35.61)		
7:22.80 (35.34)	7:58.24 (35.44)	8:33.56 (35.32)	9:09.35 (35.79)		
9:45.82 (36.47)	10:22.74 (36.92)	10:59.95 (37.21)	11:37.49 (37.54)		
12:14.80 (37.31)	12:52.53 (37.73)	13:29.82 (37.29)	14:07.57 (37.75)		
14:45.42 (37.85)	15:23.57 (38.15)	16:01.96 (38.39)	16:40.45 (38.49)		
17:19.19 (38.74)	17:57.13 (37.94)	18:34.80 (37.67)	19:12.41 (37.61)	19:48.73 (36.32)	
21 Dargay, Emily	20	Mount Saint Mary's	12:40.48	20:37.61	
31.90	1:07.82 (35.92)	1:44.16 (36.34)	2:20.64 (36.48)		
2:57.27 (36.63)	3:34.31 (37.04)	4:10.78 (36.47)	4:47.96 (37.18)		
5:25.42 (37.46)	6:02.72 (37.30)	6:39.61 (36.89)	7:17.37 (37.76)		
7:54.44 (37.07)	8:31.42 (36.98)	9:09.21 (37.79)	9:47.26 (38.05)		
10:24.68 (37.42)	11:02.34 (37.66)	11:41.20 (38.86)	12:19.49 (38.29)		
12:58.38 (38.89)	13:37.11 (38.73)	14:16.33 (39.22)	14:54.96 (38.63)		
15:33.67 (38.71)	16:12.21 (38.54)	16:50.92 (38.71)	17:29.89 (38.97)		
18:08.69 (38.80)	18:47.28 (38.59)	19:25.51 (38.23)	20:03.22 (37.71)	20:37.61 (34.39)	
--- Zascirinskis, Reyna	18	Central Connecticut State Univ	11:33.03	X18:06.47	
30.67	1:03.39 (32.72)	1:36.11 (32.72)	2:09.02 (32.91)		
2:41.97 (32.95)	3:15.01 (33.04)	3:47.91 (32.90)	4:20.87 (32.96)		
4:53.77 (32.90)	5:26.80 (33.03)	5:59.72 (32.92)	6:32.43 (32.71)		
7:05.20 (32.77)	7:37.89 (32.69)	8:10.76 (32.87)	8:43.68 (32.92)		
9:16.35 (32.67)	9:49.55 (33.20)	10:22.62 (33.07)	10:56.10 (33.48)		
11:29.30 (33.20)	12:02.85 (33.55)	12:36.05 (33.20)	13:09.34 (33.29)		
13:42.51 (33.17)	14:15.68 (33.17)	14:48.62 (32.94)	15:21.70 (33.08)		
15:54.61 (32.91)	16:27.97 (33.36)	17:01.29 (33.32)	17:34.53 (33.24)	18:06.47 (31.94)	
--- Carballeira, Kim	21	Bryant University	11:15.25	X18:12.48	
29.28	1:00.62 (31.34)	1:33.02 (32.40)	2:05.51 (32.49)		
2:38.26 (32.75)	3:11.09 (32.83)	3:44.10 (33.01)	4:17.55 (33.45)		
4:50.92 (33.37)	5:24.12 (33.20)	5:57.70 (33.58)	6:30.87 (33.17)		
7:04.47 (33.60)	7:38.02 (33.55)	8:11.49 (33.47)	8:45.23 (33.74)		
9:18.69 (33.46)	9:52.44 (33.75)	10:26.11 (33.67)	10:59.71 (33.60)		
11:33.05 (33.34)	12:06.84 (33.79)	12:40.43 (33.59)	13:13.59 (33.16)		
13:47.64 (34.05)	14:21.26 (33.62)	14:55.04 (33.78)	15:28.65 (33.61)		
16:02.50 (33.85)	16:35.57 (33.07)	17:08.42 (32.85)	17:40.08 (31.66)	18:12.48 (32.40)	

NEC CONFERENCE SWIMMING & DIVING 2013 - 02-27-2013 to 03-02-2013**www.besmarttinc.com for meet results and more****Results****(Women 1650 Yard Freestyle)**

Name	Age	School	Seed Time	Finals Time	Points
--- Samuel, Dana	21	Wagner College	11:29.14	X18:48.54	
29.56	1:01.36 (31.80)	1:33.68 (32.32)	2:06.18 (32.50)		
2:39.45 (33.27)	3:13.11 (33.66)	3:47.15 (34.04)	4:21.42 (34.27)		
4:54.95 (33.53)	5:29.48 (34.53)	6:03.68 (34.20)	6:38.07 (34.39)		
7:13.17 (35.10)	7:47.20 (34.03)	8:21.46 (34.26)	8:56.20 (34.74)		
9:30.68 (34.48)	10:05.63 (34.95)	10:40.08 (34.45)	11:14.81 (34.73)		
11:49.59 (34.78)	12:23.98 (34.39)	12:58.14 (34.16)	13:33.01 (34.87)		
14:08.12 (35.11)	14:42.98 (34.86)	15:18.62 (35.64)	15:53.78 (35.16)		
16:28.90 (35.12)	17:04.57 (35.67)	17:39.74 (35.17)	18:15.05 (35.31)	18:48.54 (33.49)	
--- Friedmann, Taylor	21	Central Connecticut State Univ	10:28.38	SCR	
--- Kiely, Kathryn	20	Central Connecticut State Univ	11:10.91	SCR	
--- Murphy, Kelley	19	Bryant University	11:27.39	SCR	
--- Doerrman, Lauren	18	Bryant University	10:43.63	SCR	
--- Mullins, Joy	21	Saint Francis University	11:01.57	SCR	
--- Wilhite, Katrina	21	Saint Francis University	11:03.30	SCR	
--- Shaw, Victoria	20	Mount Saint Mary's	11:53.45	SCR	
--- Powell, Kaitlyn	19	Mount Saint Mary's	11:32.41	SCR	

NEC CONFERENCE SWIMMING & DIVING 2013 - 02-27-2013 to 03-02-2013

www.besmarttinc.com for meet results and more

Results**Women 100 Yard Backstroke**

2008 Winner: 56.90 **2008** **Lindsey Snyder** **CCSU**
2009 Winner: 1:01.86 **02-12-2009** **Dayna Konko** **Bryant**
2010 Winner: 56.47 **02-18-2010** **Casey Ostrander** **Bryant**
2011 Winner: 55.83 **2011** **Casey Ostrander** **Bryant**
2012 Winner: 54.92 **2012** **Casey Ostrander** **Bryant**
NEC Record: 54.92 & 02-24-2012 **Casey Ostrander** **Bryant U**
52.13 D1A
55.09 D1B

	Name	Age	School	Prelim Time	Finals Time	Points
A - Final						
1	Neuhaus, Helene	20	Central Connecticut State Univ	56.69	55.86	20
	27.10	55.86 (28.76)				
2	Ostrander, Casey	21	Bryant University	56.27	56.16	17
	27.00	56.16 (29.16)				
*3	Johnson, Danyel	18	Saint Francis University	56.55	56.83	15.50
	27.63	56.83 (29.20)				
*3	Schauer, Elizabeth	18	Bryant University	56.93	56.83	15.50
	27.83	56.83 (29.00)				
5	Peer, Becky	19	Saint Francis University	57.36	56.88	14
	27.64	56.88 (29.24)				
6	Mendez, Meghan	19	Wagner College	58.18	57.30	13
	27.63	57.30 (29.67)				
7	Wilhite, Katrina	21	Saint Francis University	58.11	58.12	12
	28.11	58.12 (30.01)				
8	Packer, Hannah	22	Central Connecticut State Univ	57.76	58.17	11
	28.10	58.17 (30.07)				
B - Final						
9	Malone, Erin	18	Wagner College	58.47	57.88	9
	28.34	57.88 (29.54)				
10	Dieterich, Sara	18	Saint Francis University	58.37	58.20	7
	28.18	58.20 (30.02)				
11	Bellamy, Meg	21	Sacred Heart University	1:00.07	59.41	6
	29.10	59.41 (30.31)				
12	Murtha, Kaitlin	18	Wagner College	59.88	59.62	5
	29.27	59.62 (30.35)				
13	Hanahoe, Caitlin	19	Bryant University	59.95	59.99	4
	29.58	59.99 (30.41)				
14	Sides, Sam	20	Wagner College	59.99	1:00.03	3
	28.69	1:00.03 (31.34)				
15	Sweeney, Brooke	18	St. Francis College	1:01.29	1:00.06	2
	29.57	1:00.06 (30.49)				
16	McGill, Hayley	20	Sacred Heart University	1:03.37	1:03.55	1
	30.61	1:03.55 (32.94)				

NEC CONFERENCE SWIMMING & DIVING 2013 - 02-27-2013 to 03-02-2013

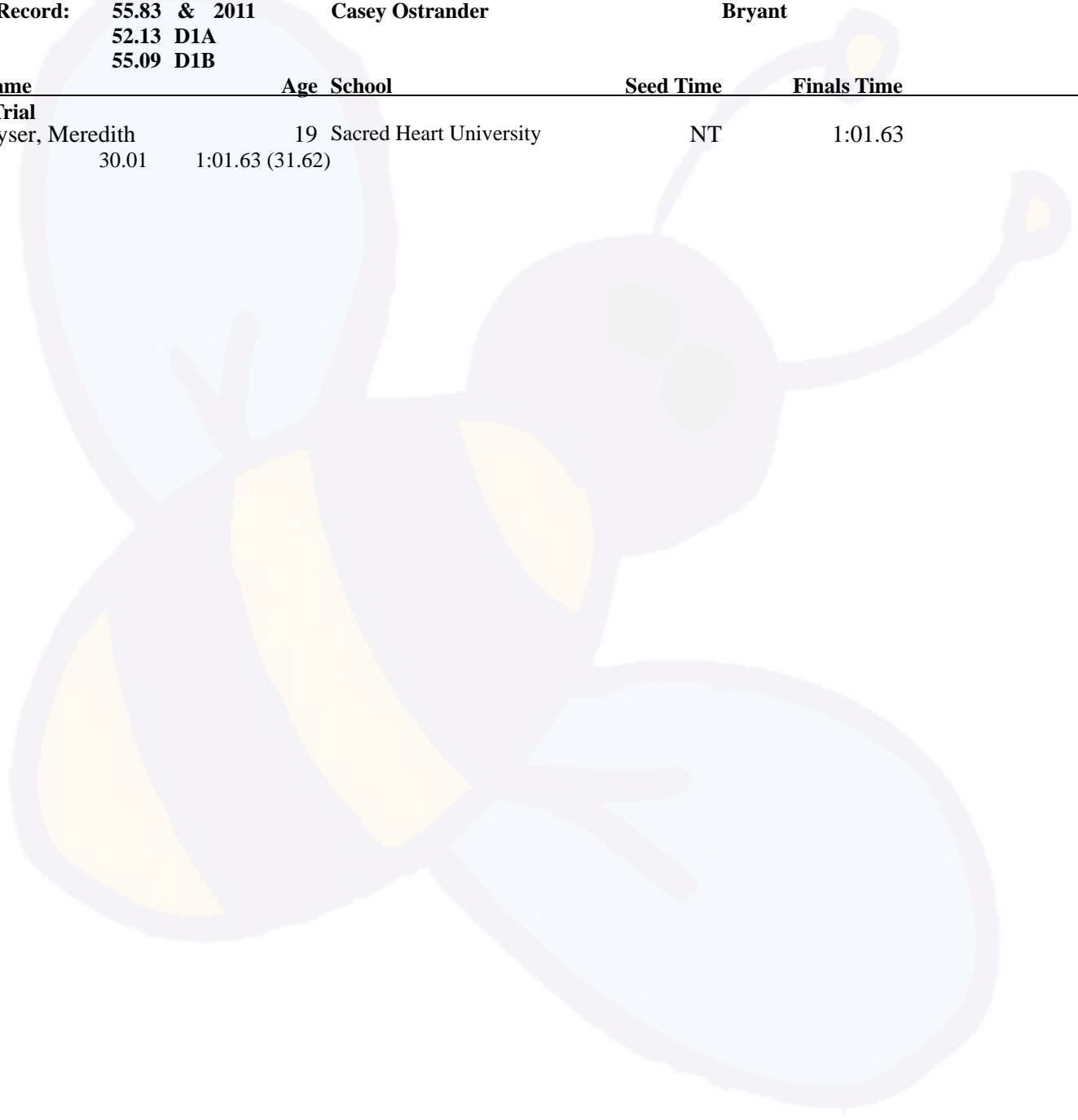
www.besmarttinc.com for meet results and more

Results

Women 100 Yard Backstroke Time Trial

2008 Winner:	56.90	2008	Lindsey Snyder	CCSU
2009 Winner:	1:01.86	02-12-2009	Dayna Konko	Bryant
2010 Winner:	56.47	02-18-2010	CASEY OSTRANDER	BRYNT
2012 Winner:	54.92	2012	Casey Ostrander	Bryant
NEC Record:	55.83	& 2011	Casey Ostrander	Bryant
	52.13	D1A		
	55.09	D1B		

Name	Age	School	Seed Time	Finals Time
- Time Trial				
1 Nyser, Meredith	19	Sacred Heart University	NT	1:01.63
	30.01	1:01.63 (31.62)		



NEC CONFERENCE SWIMMING & DIVING 2013 - 02-27-2013 to 03-02-2013

www.besmarttinc.com for meet results and more

Results

Women 100 Yard Backstroke

2008 Winner:	56.90	2008	Lindsey Snyder	CCSU
2009 Winner:	1:01.86	02-12-2009	Dayna Konko	Bryant
2010 Winner:	56.47	02-18-2010	Casey Ostrander	Bryant
2011 Winner:	55.83	2011	Casey Ostrander	Bryant
2012 Winner:	54.92	2012	Casey Ostrander	Bryant
NEC Record:	54.92	& 02-24-2012	Casey Ostrander	Bryant U
	52.13	D1A		
	55.09	D1B		

Name	Age	School	Seed Time	Prelim Time	
Preliminaries					
1 Ostrander, Casey	21	Bryant University	55.73	56.27	q
	27.03	56.27 (29.24)			
2 Johnson, Danyel	18	Saint Francis University	58.58	56.55	q
	27.26	56.55 (29.29)			
3 Neuhaus, Helene	20	Central Connecticut State Univ	57.34	56.69	q
	27.56	56.69 (29.13)			
4 Schauer, Elizabeth	18	Bryant University	59.12	56.93	q
	27.97	56.93 (28.96)			
5 Peer, Becky	19	Saint Francis University	1:00.60	57.36	q
	28.09	57.36 (29.27)			
6 Packer, Hannah	22	Central Connecticut State Univ	1:00.58	57.76	q
	28.00	57.76 (29.76)			
7 Wilhite, Katrina	21	Saint Francis University	1:01.04	58.11	q
	28.24	58.11 (29.87)			
8 Mendez, Meghan	19	Wagner College	58.12	58.18	q
	28.40	58.18 (29.78)			
9 Dieterich, Sara	18	Saint Francis University	1:00.85	58.37	q
	28.24	58.37 (30.13)			
10 Malone, Erin	18	Wagner College	59.50	58.47	q
	28.55	58.47 (29.92)			
11 Murtha, Kaitlin	18	Wagner College	1:02.01	59.88	q
	29.21	59.88 (30.67)			
12 Hanahoe, Caitlin	19	Bryant University	1:02.89	59.95	q
	29.45	59.95 (30.50)			
13 Sides, Sam	20	Wagner College	1:01.75	59.99	q
	28.73	59.99 (31.26)			
14 Bellamy, Meg	21	Sacred Heart University	1:02.72	1:00.07	q
	28.73	1:00.07 (31.34)			
15 Sweeney, Brooke	18	St. Francis College	1:04.15	1:01.29	q
	29.57	1:01.29 (31.72)			
16 McGill, Hayley	20	Sacred Heart University	1:03.88	1:03.37	q
	30.05	1:03.37 (33.32)			
17 Sylvester, Kaylin	20	Central Connecticut State Univ	1:05.10	1:03.88	
	30.65	1:03.88 (33.23)			
18 Aiwohi, Ella		St. Francis College	1:06.82	1:04.04	
	30.71	1:04.04 (33.33)			
19 Hardy, Paige		St. Francis College	1:06.29	1:05.29	
	31.31	1:05.29 (33.98)			
20 Malmstrom, Amanda	19	Mount Saint Mary's	1:07.91	1:05.74	
	31.35	1:05.74 (34.39)			

NEC CONFERENCE SWIMMING & DIVING 2013 - 02-27-2013 to 03-02-2013**www.besmarttinc.com for meet results and more****Results****Preliminaries ... (Women 100 Yard Backstroke)**

	Name	Age	School	Seed Time	Prelim Time
21	Boccia, Lindsay	18	St. Francis College	1:06.49	1:06.25
	31.36	1:06.25 (34.89)			
22	Shaw, Victoria	20	Mount Saint Mary's	1:06.38	1:08.19
	32.03	1:08.19 (36.16)			
23	Davis, Kacie		St. Francis College	1:14.48	1:13.81
	35.21	1:13.81 (38.60)			
---	Murphy, Kelley	19	Bryant University	1:06.12	SCR
---	Jones, Cassie	20	Bryant University	1:08.69	SCR
---	Coppler, Catriona	20	Mount Saint Mary's	58.81	SCR
---	Ford, Alicia	21	Saint Francis University	1:00.18	SCR
---	Buckley, Kaitlin	20	Bryant University	1:02.04	SCR
---	Walsh, Mollie	20	Mount Saint Mary's	1:03.82	SCR
---	Yam, Patricia	20	Mount Saint Mary's	1:01.59	SCR
---	Griffith, Courtney	21	Mount Saint Mary's	59.57	SCR
---	Bennett, Lizzy	20	Sacred Heart University	NT	SCR

NEC CONFERENCE SWIMMING & DIVING 2013 - 02-27-2013 to 03-02-2013

www.besmarttinc.com for meet results and more

Results

Women 200 Yard Backstroke

2008 Winner:	2:01.43	2008	Lindsey Snyder	CCSU
2009 Winner:	2:01.85	02-14-2009	Alex Czaplicki	CCSU
2010 Winner:	2:04.38	02-19-2010	Alex Czaplicki	CCSC
2011 Winner:	2:00.76	2011	Casey Ostrander	Bryant
2012 Winner:	1:59.69	2012	Casey Ostrander	Bryant U
NEC Record:	1:59.69	& 02-25-2012	Casey Ostrander	Bryant U
	1:53.17	D1A		
	1:59.19	D1B		

	Name	Age	School	Prelim Time	Finals Time	Points
A - Final						
1	Ostrander, Casey	21	Bryant University	2:02.42	2:01.68	20
	27.90	57.84 (29.94)	1:29.09 (31.25)	2:01.68 (32.59)		
2	Schauer, Elizabeth	18	Bryant University	2:05.19	2:02.33	17
	28.63	59.24 (30.61)	1:30.83 (31.59)	2:02.33 (31.50)		
3	Rasile, Allison	21	Central Connecticut State Univ	2:02.94	2:02.74	16
	29.35	1:00.33 (30.98)	1:31.04 (30.71)	2:02.74 (31.70)		
4	Lacoste, Kara	18	Wagner College	2:02.13	2:02.77	15
	28.89	59.39 (30.50)	1:30.48 (31.09)	2:02.77 (32.29)		
5	Wilhite, Katrina	21	Saint Francis University	2:04.26	2:03.87	14
	28.89	1:00.00 (31.11)	1:32.06 (32.06)	2:03.87 (31.81)		
6	Peer, Becky	19	Saint Francis University	2:04.27	2:04.05	13
	28.88	1:00.22 (31.34)	1:32.28 (32.06)	2:04.05 (31.77)		
7	Murtha, Kaitlin	18	Wagner College	2:06.85	2:06.33	12
	29.55	1:01.29 (31.74)	1:33.66 (32.37)	2:06.33 (32.67)		
8	Packer, Hannah	22	Central Connecticut State Univ	2:05.64	2:06.43	11
	29.27	1:01.06 (31.79)	1:33.70 (32.64)	2:06.43 (32.73)		
B - Final						
9	Dieterich, Sara	18	Saint Francis University	2:07.32	2:06.60	9
	29.16	1:00.63 (31.47)	1:33.16 (32.53)	2:06.60 (33.44)		
10	Mendez, Meghan	19	Wagner College	2:08.59	2:07.43	7
	28.89	1:00.81 (31.92)	1:33.63 (32.82)	2:07.43 (33.80)		
11	Hanahoe, Caitlin	19	Bryant University	2:08.84	2:07.73	6
	29.88	1:01.72 (31.84)	1:34.75 (33.03)	2:07.73 (32.98)		
12	Nyser, Meredith	19	Sacred Heart University	2:10.89	2:07.99	5
	31.00	1:02.89 (31.89)	1:35.26 (32.37)	2:07.99 (32.73)		
13	Sweeney, Brooke	18	St. Francis College	2:10.72	2:10.64	4
	30.92	1:03.69 (32.77)	1:37.41 (33.72)	2:10.64 (33.23)		
14	Stoner, Morgan	21	Wagner College	2:10.53	2:11.51	3
	30.72	1:03.05 (32.33)	1:36.82 (33.77)	2:11.51 (34.69)		
15	Kalibat, Kristiana	21	Wagner College	2:10.69	2:12.65	2
	31.05	1:03.94 (32.89)	1:38.24 (34.30)	2:12.65 (34.41)		
16	Bennett, Lizzy	20	Sacred Heart University	2:14.30	2:16.56	1
	30.65	1:05.13 (34.48)	1:41.06 (35.93)	2:16.56 (35.50)		

NEC CONFERENCE SWIMMING & DIVING 2013 - 02-27-2013 to 03-02-2013

www.besmarttinc.com for meet results and more

Results

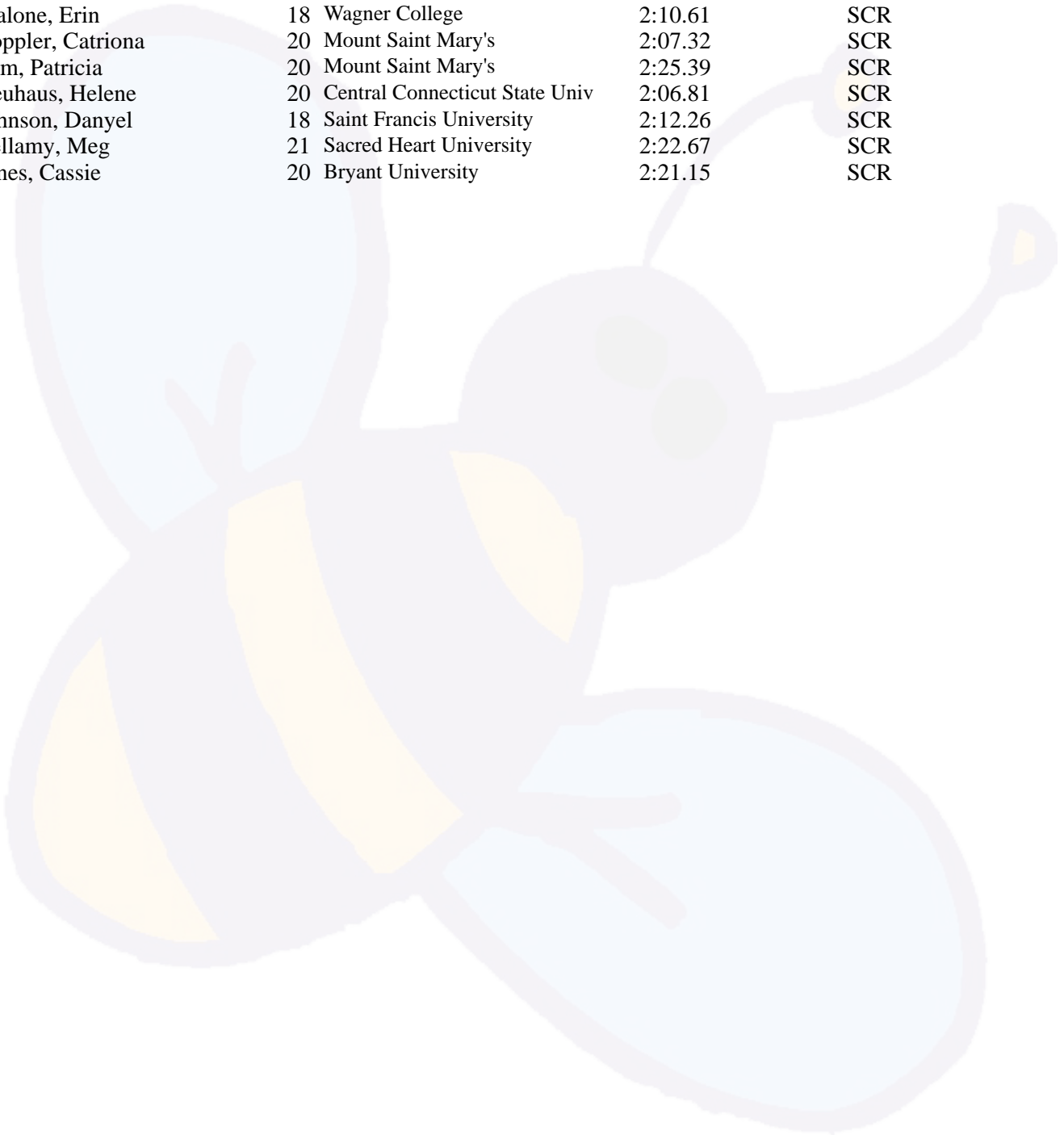
Women 200 Yard Backstroke

2008 Winner:	2:01.43	2008	Lindsey Snyder	CCSU
2009 Winner:	2:01.85	02-14-2009	Alex Czaplicki	CCSU
2010 Winner:	2:04.38	02-19-2010	Alex Czaplicki	CCSC
2011 Winner:	2:00.76	2011	Casey Ostrander	Bryant
2012 Winner:	1:59.69	2012	Casey Ostrander	Bryant U
NEC Record:	1:59.69	& 02-25-2012	Casey Ostrander	Bryant U
	1:53.17	D1A		
	1:59.19	D1B		

Name	Age	School	Seed Time	Prelim Time
Preliminaries				
1 Lacoste, Kara	18	Wagner College	2:03.58	2:02.13 q
28.93	59.64 (30.71)	1:30.81 (31.17)	2:02.13 (31.32)	
2 Ostrander, Casey	21	Bryant University	2:02.39	2:02.42 q
27.88	57.95 (30.07)	1:29.82 (31.87)	2:02.42 (32.60)	
3 Rasile, Allison	21	Central Connecticut State Univ	2:06.89	2:02.94 q
29.57	1:00.52 (30.95)	1:31.46 (30.94)	2:02.94 (31.48)	
4 Wilhite, Katrina	21	Saint Francis University	2:09.14	2:04.26 q
29.26	1:00.44 (31.18)	1:32.18 (31.74)	2:04.26 (32.08)	
5 Peer, Becky	19	Saint Francis University	2:11.64	2:04.27 q
28.52	59.87 (31.35)	1:32.20 (32.33)	2:04.27 (32.07)	
6 Schauer, Elizabeth	18	Bryant University	2:08.95	2:05.19 q
28.85	59.70 (30.85)	1:31.72 (32.02)	2:05.19 (33.47)	
7 Packer, Hannah	22	Central Connecticut State Univ	2:10.75	2:05.64 q
29.01	1:00.35 (31.34)	1:32.79 (32.44)	2:05.64 (32.85)	
8 Murtha, Kaitlin	18	Wagner College	2:08.25	2:06.85 q
29.82	1:01.65 (31.83)	1:34.37 (32.72)	2:06.85 (32.48)	
9 Dieterich, Sara	18	Saint Francis University	2:12.49	2:07.32 q
29.36	1:00.95 (31.59)	1:33.57 (32.62)	2:07.32 (33.75)	
10 Mendez, Meghan	19	Wagner College	2:09.64	2:08.59 q
29.02	1:00.99 (31.97)	1:34.65 (33.66)	2:08.59 (33.94)	
11 Hanahoe, Caitlin	19	Bryant University	2:15.77	2:08.84 q
30.34	1:02.80 (32.46)	1:35.76 (32.96)	2:08.84 (33.08)	
12 Stoner, Morgan	21	Wagner College	2:11.91	2:10.53 q
30.81	1:02.83 (32.02)	1:36.36 (33.53)	2:10.53 (34.17)	
13 Kalibat, Kristiana	21	Wagner College	2:10.15	2:10.69 q
30.86	1:03.40 (32.54)	1:36.94 (33.54)	2:10.69 (33.75)	
14 Sweeney, Brooke	18	St. Francis College	2:20.21	2:10.72 q
30.10	1:02.86 (32.76)	1:36.97 (34.11)	2:10.72 (33.75)	
15 Nyser, Meredith	19	Sacred Heart University	2:15.05	2:10.89 q
29.97	1:02.29 (32.32)	1:36.53 (34.24)	2:10.89 (34.36)	
16 Bennett, Lizzy	20	Sacred Heart University	2:21.54	2:14.30 q
30.20	1:03.99 (33.79)	1:39.15 (35.16)	2:14.30 (35.15)	
17 Sylvester, Kaylin	20	Central Connecticut State Univ	2:16.64	2:15.57
31.21	1:04.77 (33.56)	1:40.12 (35.35)	2:15.57 (35.45)	
18 McGill, Hayley	20	Sacred Heart University	2:17.06	2:17.88
31.39	1:05.43 (34.04)	1:41.24 (35.81)	2:17.88 (36.64)	
19 Malmstrom, Amanda	19	Mount Saint Mary's	2:18.84	2:20.64
32.02	1:07.59 (35.57)	1:44.03 (36.44)	2:20.64 (36.61)	
20 Rudko, Kristina		St. Francis College	2:38.19	2:32.61
34.16	1:11.77 (37.61)	1:52.61 (40.84)	2:32.61 (40.00)	

NEC CONFERENCE SWIMMING & DIVING 2013 - 02-27-2013 to 03-02-2013**www.besmarttinc.com for meet results and more****Results****Preliminaries ... (Women 200 Yard Backstroke)**

Name	Age	School	Seed Time	Prelim Time
--- Murphy, Kelley	19	Bryant University	2:17.68	X2:14.20
	31.42	1:05.01 (33.59) 1:39.39 (34.38)	2:14.20 (34.81)	
--- Malone, Erin	18	Wagner College	2:10.61	SCR
--- Coppler, Catriona	20	Mount Saint Mary's	2:07.32	SCR
--- Yam, Patricia	20	Mount Saint Mary's	2:25.39	SCR
--- Neuhaus, Helene	20	Central Connecticut State Univ	2:06.81	SCR
--- Johnson, Danyel	18	Saint Francis University	2:12.26	SCR
--- Bellamy, Meg	21	Sacred Heart University	2:22.67	SCR
--- Jones, Cassie	20	Bryant University	2:21.15	SCR



NEC CONFERENCE SWIMMING & DIVING 2013 - 02-27-2013 to 03-02-2013

www.besmarttinc.com for meet results and more

Results**Women 100 Yard Breaststroke**

2008 Winner: 1:08.52 2008 Bethany Brown
2009 Winner: 1:06.37 02-13-2009 Alyssa B Carlucci CCSU
2010 Winner: 1:06.51 02-18-2010 Erin Bieger SFU
2011 Winner: 1:03.23 2011 Elise Lofgren SFU
2012 Winner: 1:03.01 2012 Elise Lofgren SFU
NEC Record: 1:02.47 & 2005 Jamie Crowley Bryant
59.51 D1A
1:02.49 D1B

Name	Age	School	Prelim Time	Finals Time	Points
A - Final					
1 Lofgren, Elise	21	Saint Francis University	1:04.93	1:03.77	20
30.04	1:03.77 (33.73)				
2 Rogers, Cat	18	Saint Francis University	1:05.63	1:04.55	17
29.49	1:04.55 (35.06)				
3 Morreale, Ali	19	Bryant University	1:06.13	1:04.84	16
29.96	1:04.84 (34.88)				
4 Gulia, Kristina	20	Central Connecticut State Univ	1:06.15	1:05.28	15
30.45	1:05.28 (34.83)				
5 Dwyer, Brianne	21	Bryant University	1:05.55	1:05.39	14
29.97	1:05.39 (35.42)				
6 Messina, Julia	19	Bryant University	1:05.75	1:05.90	13
30.68	1:05.90 (35.22)				
7 Greenough, Michelle	20	Wagner College	1:07.06	1:06.34	12
30.90	1:06.34 (35.44)				
8 Papiro, Alaina	18	Central Connecticut State Univ	1:07.26	1:07.36	11
31.06	1:07.36 (36.30)				
B - Final					
9 Thomas, Kelsey	21	Wagner College	1:08.20	1:07.35	9
31.09	1:07.35 (36.26)				
10 Walters, Stephanie	21	Sacred Heart University	1:08.20	1:07.47	7
31.92	1:07.47 (35.55)				
11 Hilton, Sam	19	Bryant University	1:07.58	1:08.37	6
31.17	1:08.37 (37.20)				
12 Murphy, Shelby	21	Saint Francis University	1:08.07	1:08.57	5
32.10	1:08.57 (36.47)				
13 Lee, Kristen	20	Wagner College	1:08.23	1:08.95	4
32.24	1:08.95 (36.71)				
14 Atherton, Ashley	20	Bryant University	1:09.62	1:09.33	3
31.94	1:09.33 (37.39)				
15 Thelen, Anne	19	Mount Saint Mary's	1:10.95	1:10.62	2
32.97	1:10.62 (37.65)				
16 Hernandez, Alana		St. Francis College	1:15.91	1:15.41	1
35.07	1:15.41 (40.34)				

NEC CONFERENCE SWIMMING & DIVING 2013 - 02-27-2013 to 03-02-2013

www.besmarttinc.com for meet results and more

Results**Women 100 Yard Breaststroke Time Trial**

2008 Winner: 1:08.52 2008 Bethany Brown
2009 Winner: 1:06.37 02-13-2009 Alyssa B Carlucci Central
2010 Winner: 1:06.51 02-18-2010 ERIN BIEGER SFU
2012 Winner: 1:03.01 2012 Elise Lofgren SFU
NEC Record: 1:02.47 & 2005 Jamie Crowley Bryant
59.51 D1A
1:02.49 D1B

	Name	Age	School	Seed Time	Finals Time
- Time Trial					
1	Walters, Stephanie	21	Sacred Heart University	NT	1:07.31
	31.81	1:07.31 (35.50)			
2	Reinhold, Malvina	20	Sacred Heart University	NT	1:09.36
	31.91	1:09.36 (37.45)			

NEC CONFERENCE SWIMMING & DIVING 2013 - 02-27-2013 to 03-02-2013

www.besmarttinc.com for meet results and more

Results

Women 100 Yard Breaststroke

2008 Winner: 1:08.52 2008 Bethany Brown
2009 Winner: 1:06.37 02-13-2009 Alyssa B Carlucci CCSU
2010 Winner: 1:06.51 02-18-2010 Erin Bieger SFU
2011 Winner: 1:03.23 2011 Elise Lofgren SFU
2012 Winner: 1:03.01 2012 Elise Lofgren SFU
NEC Record: 1:02.47 & 2005 Jamie Crowley Bryant
59.51 D1A
1:02.49 D1B

Name	Age	School	Seed Time	Prelim Time	
Preliminaries					
1 Lofgren, Elise	21	Saint Francis University	1:04.70	1:04.93	q
30.79	1:04.93 (34.14)				
2 Dwyer, Brianne	21	Bryant University	1:09.42	1:05.55	q
30.32	1:05.55 (35.23)				
3 Rogers, Cat	18	Saint Francis University	1:08.54	1:05.63	q
30.02	1:05.63 (35.61)				
4 Messina, Julia	19	Bryant University	1:06.84	1:05.75	q
30.09	1:05.75 (35.66)				
5 Morreale, Ali	19	Bryant University	1:08.61	1:06.13	q
30.68	1:06.13 (35.45)				
6 Gulia, Kristina	20	Central Connecticut State Univ	1:06.60	1:06.15	q
30.53	1:06.15 (35.62)				
7 Greenough, Michelle	20	Wagner College	1:14.30	1:07.06	q
31.59	1:07.06 (35.47)				
8 Papiro, Alaina	18	Central Connecticut State Univ	1:09.77	1:07.26	q
30.90	1:07.26 (36.36)				
9 Hilton, Sam	19	Bryant University	1:07.91	1:07.58	q
30.94	1:07.58 (36.64)				
10 Murphy, Shelby	21	Saint Francis University	1:11.55	1:08.07	q
31.93	1:08.07 (36.14)				
*11 Walters, Stephanie	21	Sacred Heart University	1:11.13	1:08.20	q
32.13	1:08.20 (36.07)				
*11 Thomas, Kelsey	21	Wagner College	1:07.94	1:08.20	q
31.63	1:08.20 (36.57)				
13 Lee, Kristen	20	Wagner College	1:11.23	1:08.23	q
31.91	1:08.23 (36.32)				
14 Atherton, Ashley	20	Bryant University	1:09.56	1:09.62	q
31.99	1:09.62 (37.63)				
15 Thelen, Anne	19	Mount Saint Mary's	1:11.38	1:10.95	q
33.10	1:10.95 (37.85)				
16 Hernandez, Alana		St. Francis College	NT	1:15.91	q
35.76	1:15.91 (40.15)				
17 Toth, Regina		St. Francis College	1:19.07	1:16.40	
35.86	1:16.40 (40.54)				
18 Sukovich, Catherine	19	Mount Saint Mary's	1:20.34	1:17.43	
36.00	1:17.43 (41.43)				
19 Mares, Rebecca	18	St. Francis College	1:18.17	1:17.97	
35.66	1:17.97 (42.31)				
20 Galang, Justine	18	Sacred Heart University	1:23.33	1:20.02	
37.34	1:20.02 (42.68)				

NEC CONFERENCE SWIMMING & DIVING 2013 - 02-27-2013 to 03-02-2013

www.besmarttinc.com for meet results and more

Results**Preliminaries ... (Women 100 Yard Breaststroke)**

	Name	Age	School	Seed Time	Prelim Time
21	Frank-Cutone, Lyndsey		St. Francis College	1:24.30	1:27.31
	40.63	1:27.31 (46.68)			
---	Leckie, Jennifer	19	Bryant University	1:11.26	X1:08.72
	32.15	1:08.72 (36.57)			
---	Lacoste, Kara	18	Wagner College	1:07.98	SCR
---	Gardner, Jessica	20	Mount Saint Mary's	1:19.06	SCR
---	Smith, Christine	21	Central Connecticut State Univ	1:11.39	SCR
---	Wardle, Mary	20	Saint Francis University	1:17.29	SCR
---	Fournier, Haley	19	Saint Francis University	1:10.36	SCR
---	Shaw, Victoria	20	Mount Saint Mary's	1:20.68	SCR
---	Reinhold, Malvina	20	Sacred Heart University	1:11.39	SCR

NEC CONFERENCE SWIMMING & DIVING 2013 - 02-27-2013 to 03-02-2013

www.besmarttinc.com for meet results and more

Results**Women 200 Yard Breaststroke**

2008 Winner: 2:29.17 2008 Melanie Rodriguez-Lapman Wagner
2009 Winner: 2:24.35 02-14-2009 Kristen C Malski CCSU
2010 Winner: 2:23.90 02-19-2010 Erin Bieger SFU
2011 Winner: 2:16.50 2011 Elise Lofgren SFU
2012 Winner: 2:16.56 2012 Elise L Lofgren Saint Francis
NEC Record: 2:16.50 & 02-19-2011 Elise L Lofgren Saint Francis
2:08.70 D1A
2:15.99 D1B

Name	Age	School	Prelim Time	Finals Time	Points
A - Final					
1 Smith, Molly	21	Bryant University	2:19.90	2:19.29	20
31.38	1:05.88 (34.50)	1:42.30 (36.42)	2:19.29 (36.99)		
2 Lofgren, Elise	21	Saint Francis University	2:21.74	2:20.09	17
30.55	1:04.98 (34.43)	1:41.15 (36.17)	2:20.09 (38.94)		
3 Rogers, Cat	18	Saint Francis University	2:23.23	2:21.31	16
30.56	1:06.01 (35.45)	1:43.20 (37.19)	2:21.31 (38.11)		
4 Lacoste, Kara	18	Wagner College	2:21.72	2:22.27	15
32.06	1:07.44 (35.38)	1:44.33 (36.89)	2:22.27 (37.94)		
5 Greenough, Michelle	20	Wagner College	2:24.80	2:22.31	14
32.09	1:08.57 (36.48)	1:45.93 (37.36)	2:22.31 (36.38)		
6 Fournier, Haley	19	Saint Francis University	2:24.06	2:22.50	13
32.93	1:09.49 (36.56)	1:46.56 (37.07)	2:22.50 (35.94)		
7 Thomas, Kelsey	21	Wagner College	2:25.27	2:23.40	12
32.05	1:07.85 (35.80)	1:45.63 (37.78)	2:23.40 (37.77)		
8 Gulia, Kristina	20	Central Connecticut State Univ	2:24.66	2:24.58	11
31.66	1:07.78 (36.12)	1:45.95 (38.17)	2:24.58 (38.63)		
B - Final					
9 Morreale, Ali	19	Bryant University	2:25.59	2:23.79	9
31.86	1:07.86 (36.00)	1:45.59 (37.73)	2:23.79 (38.20)		
10 Messina, Julia	19	Bryant University	2:25.38	2:24.82	7
31.06	1:07.13 (36.07)	1:45.63 (38.50)	2:24.82 (39.19)		
11 Walters, Stephanie	21	Sacred Heart University	2:26.77	2:26.33	6
32.66	1:09.55 (36.89)	1:47.82 (38.27)	2:26.33 (38.51)		
12 Dwyer, Brianne	21	Bryant University	2:25.30	2:26.52	5
30.39	1:06.53 (36.14)	1:45.79 (39.26)	2:26.52 (40.73)		
13 Lee, Kristen	20	Wagner College	2:29.31	2:27.72	4
32.83	1:09.57 (36.74)	1:48.21 (38.64)	2:27.72 (39.51)		
14 Messina, Maria	19	Bryant University	2:27.94	2:28.50	3
32.05	1:09.51 (37.46)	1:48.95 (39.44)	2:28.50 (39.55)		
15 Papiro, Alaina	18	Central Connecticut State Univ	2:29.04	2:29.68	2
33.24	1:11.32 (38.08)	1:49.96 (38.64)	2:29.68 (39.72)		
16 Smith, Christine	21	Central Connecticut State Univ	2:28.85	2:30.28	1
33.39	1:11.36 (37.97)	1:50.41 (39.05)	2:30.28 (39.87)		

NEC CONFERENCE SWIMMING & DIVING 2013 - 02-27-2013 to 03-02-2013

www.besmarttinc.com for meet results and more

Results**Women 200 Yard Breaststroke**

2008 Winner: 2:29.17 2008 Melanie Rodriguez-Lapman Wagner
2009 Winner: 2:24.35 02-14-2009 Kristen C Malski CCSU
2010 Winner: 2:23.90 02-19-2010 Erin Bieger SFU
2011 Winner: 2:16.50 2011 Elise Lofgren SFU
2012 Winner: 2:16.56 2012 Elise L Lofgren Saint Francis
NEC Record: 2:16.50 & 02-19-2011 Elise L Lofgren Saint Francis
2:08.70 D1A
2:15.99 D1B

Name	Age	School	Seed Time	Prelim Time
Preliminaries				
1 Smith, Molly	21	Bryant University	2:26.08	2:19.90 q
31.57	1:06.20 (34.63)	1:42.59 (36.39)	2:19.90 (37.31)	
2 Lacoste, Kara	18	Wagner College	2:24.19	2:21.72 q
32.27	1:07.88 (35.61)	1:44.24 (36.36)	2:21.72 (37.48)	
3 Lofgren, Elise	21	Saint Francis University	2:21.33	2:21.74 q
31.79	1:07.16 (35.37)	1:43.22 (36.06)	2:21.74 (38.52)	
4 Rogers, Cat	18	Saint Francis University	2:29.23	2:23.23 q
31.16	1:06.96 (35.80)	1:43.84 (36.88)	2:23.23 (39.39)	
5 Fournier, Haley	19	Saint Francis University	2:27.52	2:24.06 q
32.74	1:08.75 (36.01)	1:45.90 (37.15)	2:24.06 (38.16)	
6 Gulia, Kristina	20	Central Connecticut State Univ	2:24.03	2:24.66 q
31.83	1:07.87 (36.04)	1:45.69 (37.82)	2:24.66 (38.97)	
7 Greenough, Michelle	20	Wagner College	2:31.87	2:24.80 q
32.59	1:09.61 (37.02)	1:47.57 (37.96)	2:24.80 (37.23)	
8 Thomas, Kelsey	21	Wagner College	2:27.24	2:25.27 q
32.19	1:08.44 (36.25)	1:46.11 (37.67)	2:25.27 (39.16)	
9 Dwyer, Brianne	21	Bryant University	2:31.14	2:25.30 q
31.11	1:06.86 (35.75)	1:45.36 (38.50)	2:25.30 (39.94)	
10 Messina, Julia	19	Bryant University	2:27.05	2:25.38 q
31.33	1:07.82 (36.49)	1:46.04 (38.22)	2:25.38 (39.34)	
11 Morreale, Ali	19	Bryant University	2:33.51	2:25.59 q
31.31	1:07.38 (36.07)	1:45.65 (38.27)	2:25.59 (39.94)	
12 Walters, Stephanie	21	Sacred Heart University	2:31.05	2:26.77 q
32.78	1:09.28 (36.50)	1:47.66 (38.38)	2:26.77 (39.11)	
13 Messina, Maria	19	Bryant University	2:37.01	2:27.94 q
32.77	1:10.36 (37.59)	1:49.86 (39.50)	2:27.94 (38.08)	
14 Smith, Christine	21	Central Connecticut State Univ	2:32.46	2:28.85 q
33.40	1:10.93 (37.53)	1:49.74 (38.81)	2:28.85 (39.11)	
15 Papiro, Alaina	18	Central Connecticut State Univ	2:33.18	2:29.04 q
33.29	1:11.06 (37.77)	1:49.51 (38.45)	2:29.04 (39.53)	
16 Lee, Kristen	20	Wagner College	2:36.23	2:29.31 q
33.14	1:10.35 (37.21)	1:49.85 (39.50)	2:29.31 (39.46)	
17 Murphy, Shelby	21	Saint Francis University	2:36.62	2:29.39
33.13	1:10.07 (36.94)	1:48.78 (38.71)	2:29.39 (40.61)	
18 Hilton, Sam	19	Bryant University	2:29.45	2:29.58
31.91	1:09.23 (37.32)	1:48.77 (39.54)	2:29.58 (40.81)	
19 Atherton, Ashley	20	Bryant University	2:32.75	2:33.91
32.63	1:09.98 (37.35)	1:50.83 (40.85)	2:33.91 (43.08)	
20 Stoner, Morgan	21	Wagner College	2:35.69	2:35.69
33.87	1:12.80 (38.93)	1:53.59 (40.79)	2:35.69 (42.10)	

NEC CONFERENCE SWIMMING & DIVING 2013 - 02-27-2013 to 03-02-2013**www.besmarttinc.com for meet results and more****Results****Preliminaries ... (Women 200 Yard Breaststroke)**

	Name	Age	School	Seed Time	Prelim Time
21	Shaw, Victoria	20	Mount Saint Mary's	2:47.63	2:46.60
	36.60	1:18.52 (41.92)	2:02.23 (43.71)	2:46.60 (44.37)	
22	Galang, Justine	18	Sacred Heart University	2:59.20	2:56.90
	37.73	1:21.90 (44.17)	2:08.12 (46.22)	2:56.90 (48.78)	
---	Leckie, Jennifer	19	Bryant University	2:35.03	X2:30.41
	33.02	1:10.67 (37.65)	1:50.31 (39.64)	2:30.41 (40.10)	
---	Wardle, Mary	20	Saint Francis University	2:45.55	SCR
---	Reinhold, Malvina	20	Sacred Heart University	2:39.67	SCR

NEC CONFERENCE SWIMMING & DIVING 2013 - 02-27-2013 to 03-02-2013

www.besmarttinc.com for meet results and more

Results**Women 100 Yard Butterfly**

2008 Winner:	55.98	2008	Rachel Brookman	CCSU
2009 Winner:	54.07	02-13-2009	Jessica Hart	Wagner
2010 Winner:	55.24	02-18-2010	Jessica Hart	WAG
2011 Winner:	55.71	2011	Libby Francis	SFU
2012 Winner:	56.58	2012	Libby Francis	SFU
NEC Record:	54.07	& 02-13-2009	Jessica Hart	Wagner
	52.11	D1A		
	54.49	D1B		

Name	Age	School	Prelim Time	Finals Time	Points
A - Final					
1 Francis, Libby	20	Saint Francis University	56.81	56.11	20
25.87	56.11 (30.24)				
2 Lucia, Amanda	19	Wagner College	56.50	56.21	17
26.44	56.21 (29.77)				
3 Schaefer, Jamie	18	Bryant University	56.42	56.33	16
26.82	56.33 (29.51)				
4 Griffith, Courtney	21	Mount Saint Mary's	57.06	56.48	15
26.08	56.48 (30.40)				
5 Regan, Erin	19	Mount Saint Mary's	57.45	56.82	14
26.89	56.82 (29.93)				
6 Colitz, Tatum	21	Wagner College	57.64	56.92	13
26.70	56.92 (30.22)				
7 Power, Kellen	21	Central Connecticut State Univ	57.19	57.71	12
26.64	57.71 (31.07)				
8 Buckley, Kaitlin	20	Bryant University	57.75	59.45	11
27.00	59.45 (32.45)				
B - Final					
9 Yu, Dana	18	Bryant University	57.94	57.25	9
26.06	57.25 (31.19)				
10 Malone, Erin	18	Wagner College	58.21	57.50	7
27.01	57.50 (30.49)				
11 Marcotte, Kelly	21	Saint Francis University	59.90	58.88	6
27.36	58.88 (31.52)				
12 Mullins, Joy	21	Saint Francis University	58.48	58.94	5
27.67	58.94 (31.27)				
13 Walsh, Mollie	20	Mount Saint Mary's	59.29	59.20	4
27.31	59.20 (31.89)				
14 Bennett, Lizzy	20	Sacred Heart University	59.45	59.22	3
27.78	59.22 (31.44)				
15 Packer, Hannah	22	Central Connecticut State Univ	59.12	59.35	2
27.56	59.35 (31.79)				
16 Chan, Kristie	18	Bryant University	59.75	1:00.95	1
27.69	1:00.95 (33.26)				

NEC CONFERENCE SWIMMING & DIVING 2013 - 02-27-2013 to 03-02-2013

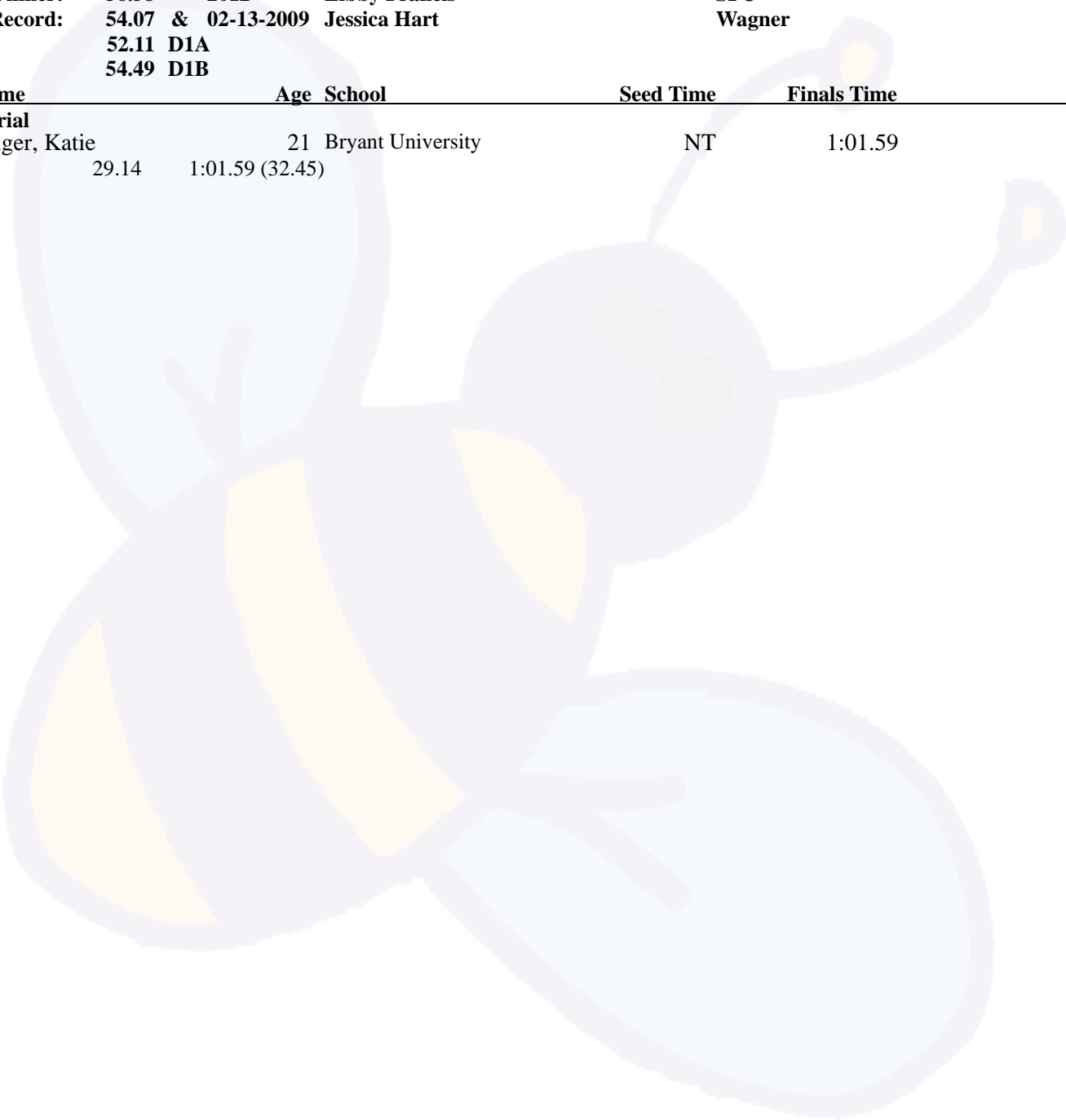
www.besmarttinc.com for meet results and more

Results

Women 100 Yard Butterfly Time Trial

2008 Winner:	55.98	2008	Rachel Brookman	CCSU
2009 Winner:	54.07	02-13-2009	Jessica Hart	WAG -MR
2010 Winner:	55.24	02-18-2010	JESSICA HART	WAG
2012 Winner:	56.58	2012	Libby Francis	SFU
NEC Record:	54.07	& 02-13-2009	Jessica Hart	Wagner
	52.11	D1A		
	54.49	D1B		

Name	Age	School	Seed Time	Finals Time
- Time Trial				
1 Unger, Katie	21	Bryant University	NT	1:01.59
	29.14	1:01.59 (32.45)		



NEC CONFERENCE SWIMMING & DIVING 2013 - 02-27-2013 to 03-02-2013

www.besmarttinc.com for meet results and more

Results

Women 100 Yard Butterfly

2008 Winner:	55.98	2008	Rachel Brookman	CCSU
2009 Winner:	54.07	02-13-2009	Jessica Hart	Wagner
2010 Winner:	55.24	02-18-2010	Jessica Hart	WAG
2011 Winner:	55.71	2011	Libby Francis	SFU
2012 Winner:	56.58	2012	Libby Francis	SFU
NEC Record:	54.07	& 02-13-2009	Jessica Hart	Wagner
	52.11	D1A		
	54.49	D1B		

Name	Age	School	Seed Time	Prelim Time
Preliminaries				
1 Schaefer, Jamie	18	Bryant University	1:00.13	56.42 q
26.42	56.42 (30.00)			
2 Lucia, Amanda	19	Wagner College	56.79	56.50 q
26.29	56.50 (30.21)			
3 Francis, Libby	20	Saint Francis University	58.35	56.81 q
26.43	56.81 (30.38)			
4 Griffith, Courtney	21	Mount Saint Mary's	58.34	57.06 q
26.16	57.06 (30.90)			
5 Power, Kellen	21	Central Connecticut State Univ	59.49	57.19 q
26.85	57.19 (30.34)			
6 Regan, Erin	19	Mount Saint Mary's	58.18	57.45 q
27.03	57.45 (30.42)			
7 Colitz, Tatum	21	Wagner College	58.36	57.64 q
27.13	57.64 (30.51)			
8 Buckley, Kaitlin	20	Bryant University	1:02.18	57.75 q
27.54	57.75 (30.21)			
9 Yu, Dana	18	Bryant University	59.26	57.94 q
26.55	57.94 (31.39)			
10 Malone, Erin	18	Wagner College	59.93	58.21 q
26.30	58.21 (31.91)			
11 Mullins, Joy	21	Saint Francis University	59.83	58.48 q
27.20	58.48 (31.28)			
12 Packer, Hannah	22	Central Connecticut State Univ	1:02.16	59.12 q
27.40	59.12 (31.72)			
13 Walsh, Mollie	20	Mount Saint Mary's	1:00.64	59.29 q
27.27	59.29 (32.02)			
14 Bennett, Lizzy	20	Sacred Heart University	1:00.99	59.45 q
27.23	59.45 (32.22)			
15 Chan, Kristie	18	Bryant University	1:02.38	59.75 q
27.47	59.75 (32.28)			
16 Marcotte, Kelly	21	Saint Francis University	1:01.11	59.90 q
27.28	59.90 (32.62)			
17 Thelen, Anne	19	Mount Saint Mary's	1:01.20	1:00.06
28.35	1:00.06 (31.71)			
18 Goodman, Siobhan	18	Sacred Heart University	1:03.48	1:00.58
28.43	1:00.58 (32.15)			
19 Yam, Patricia	20	Mount Saint Mary's	1:02.73	1:00.94
28.30	1:00.94 (32.64)			
20 Chilton, Selene	19	Central Connecticut State Univ	1:01.55	1:01.01
28.76	1:01.01 (32.25)			

NEC CONFERENCE SWIMMING & DIVING 2013 - 02-27-2013 to 03-02-2013

www.besmarttinc.com for meet results and more

Results**Preliminaries ... (Women 100 Yard Butterfly)**

	Name	Age	School	Seed Time	Prelim Time
21	Wood, Demi		St. Francis College	1:06.63	1:05.95
	30.81	1:05.95 (35.14)			
---	Tay, Lynn	20	Wagner College	1:02.73	X1:00.48
	27.51	1:00.48 (32.97)			
---	Jones, Cassie	20	Bryant University	1:03.03	X1:01.42
	29.00	1:01.42 (32.42)			
---	Unger, Katie	21	Bryant University	1:04.95	X1:01.92
	29.41	1:01.92 (32.51)			
---	Costanza, Vanessa	21	Saint Francis University	1:12.31	X1:10.20
	31.62	1:10.20 (38.58)			
---	Rudko, Kristina		St. Francis College	1:07.15	DQ
	30.23	DQ (35.26)			
---	Aston-Korn, Zoe	18	St. Francis College	1:10.11	NS
---	Sides, Sam	20	Wagner College	1:00.24	SCR
---	Peer, Becky	19	Saint Francis University	1:02.55	SCR
---	Rogers, Cat	18	Saint Francis University	1:00.23	SCR
---	Powell, Kaitlyn	19	Mount Saint Mary's	1:05.29	SCR
---	Gibbons, Alanna	21	Wagner College	59.39	SCR
---	Menendez, Sarah	21	Wagner College	59.04	SCR
---	Walters, Stephanie	21	Sacred Heart University	1:03.73	SCR

NEC CONFERENCE SWIMMING & DIVING 2013 - 02-27-2013 to 03-02-2013

www.besmarttinc.com for meet results and more

Results**Women 200 Yard Butterfly**

2008 Winner: 2:02.90 2008 Rachel Brookman CCSU
2009 Winner: 2:00.46 02-14-2009 Jessica Hart Wagner
2010 Winner: 2:05.47 02-19-2010 Katie Marshall SHU
2011 Winner: 2:03.87 2011 Katie Marshall SHU
2012 Winner: 2:04.03 2012 Erin Regan Mount St Mary's
NEC Record: 2:00.46 & 02-14-2009 Jessica Hart Wagner
1:54.60 D1A
1:59.59 D1B

Name	Age	School	Prelim Time	Finals Time	Points
A - Final					
1 Lucia, Amanda	19	Wagner College	2:05.21	2:02.38	20
26.89	57.58 (30.69)	1:29.44 (31.86)	2:02.38 (32.94)		
2 Regan, Erin	19	Mount Saint Mary's	2:05.37	2:02.88	17
27.57	58.66 (31.09)	1:30.59 (31.93)	2:02.88 (32.29)		
3 Francis, Libby	20	Saint Francis University	2:05.70	2:03.74	16
26.59	57.71 (31.12)	1:30.29 (32.58)	2:03.74 (33.45)		
4 Colitz, Tatum	21	Wagner College	2:04.99	2:05.05	15
27.29	58.33 (31.04)	1:31.03 (32.70)	2:05.05 (34.02)		
5 Doerrman, Lauren	18	Bryant University	2:06.56	2:05.81	14
27.17	58.88 (31.71)	1:32.60 (33.72)	2:05.81 (33.21)		
6 Schaefer, Jamie	18	Bryant University	2:04.63	2:06.20	13
27.65	58.49 (30.84)	1:31.63 (33.14)	2:06.20 (34.57)		
7 Lang, Katie	21	Central Connecticut State Univ	2:05.65	2:06.34	12
27.92	59.56 (31.64)	1:32.30 (32.74)	2:06.34 (34.04)		
8 Lyon, Kathleen	21	Saint Francis University	2:08.10	2:13.33	11
28.62	1:02.57 (33.95)	1:37.58 (35.01)	2:13.33 (35.75)		
B - Final					
9 Malone, Erin	18	Wagner College	2:08.39	2:07.49	9
27.87	1:00.14 (32.27)	1:33.54 (33.40)	2:07.49 (33.95)		
10 Mullins, Joy	21	Saint Francis University	2:14.19	2:08.31	7
28.34	59.99 (31.65)	1:33.57 (33.58)	2:08.31 (34.74)		
11 Power, Kellen	21	Central Connecticut State Univ	2:10.31	2:09.38	6
29.00	1:01.94 (32.94)	1:35.68 (33.74)	2:09.38 (33.70)		
12 Goodman, Siobhan	18	Sacred Heart University	2:11.52	2:11.15	5
29.47	1:02.13 (32.66)	1:35.80 (33.67)	2:11.15 (35.35)		
13 Marcotte, Kelly	21	Saint Francis University	2:10.37	2:12.44	4
28.46	1:01.78 (33.32)	1:36.25 (34.47)	2:12.44 (36.19)		
14 Chilton, Selene	19	Central Connecticut State Univ	2:11.70	2:14.83	3
29.97	1:03.97 (34.00)	1:39.44 (35.47)	2:14.83 (35.39)		
15 Ciraula, Stephanie	19	Saint Francis University	2:15.13	2:14.97	2
29.79	1:02.85 (33.06)	1:38.04 (35.19)	2:14.97 (36.93)		
16 Kiely, Kathryn	20	Central Connecticut State Univ	2:15.50	2:17.04	1
29.80	1:03.55 (33.75)	1:39.20 (35.65)	2:17.04 (37.84)		

NEC CONFERENCE SWIMMING & DIVING 2013 - 02-27-2013 to 03-02-2013

www.besmarttinc.com for meet results and more

Results


Women 200 Yard Butterfly

2008 Winner:	2:02.90	2008	Rachel Brookman	CCSU
2009 Winner:	2:00.46	02-14-2009	Jessica Hart	Wagner
2010 Winner:	2:05.47	02-19-2010	Katie Marshall	SHU
2011 Winner:	2:03.87	2011	Katie Marshall	SHU
2012 Winner:	2:04.03	2012	Erin Regan	Mount St Mary's
NEC Record:	2:00.46	& 02-14-2009	Jessica Hart	Wagner
	1:54.60	D1A		
	1:59.59	D1B		

Name	Age	School	Seed Time	Prelim Time
Preliminaries				
1 Schaefer, Jamie	18	Bryant University	2:09.67	2:04.63 q
28.08	58.65 (30.57)	1:31.22 (32.57)	2:04.63 (33.41)	
2 Colitz, Tatum	21	Wagner College	2:07.01	2:04.99 q
27.62	58.40 (30.78)	1:31.02 (32.62)	2:04.99 (33.97)	
3 Lucia, Amanda	19	Wagner College	2:04.01	2:05.21 q
27.56	59.21 (31.65)	1:31.71 (32.50)	2:05.21 (33.50)	
4 Regan, Erin	19	Mount Saint Mary's	2:06.39	2:05.37 q
28.12	59.58 (31.46)	1:32.26 (32.68)	2:05.37 (33.11)	
5 Lang, Katie	21	Central Connecticut State Univ	2:07.49	2:05.65 q
27.89	58.98 (31.09)	1:31.35 (32.37)	2:05.65 (34.30)	
6 Francis, Libby	20	Saint Francis University	2:09.12	2:05.70 q
27.49	59.15 (31.66)	1:31.88 (32.73)	2:05.70 (33.82)	
7 Doerrman, Lauren	18	Bryant University	2:12.69	2:06.56 q
27.51	59.02 (31.51)	1:32.60 (33.58)	2:06.56 (33.96)	
8 Lyon, Kathleen	21	Saint Francis University	2:15.95	2:08.10 q
28.62	1:01.27 (32.65)	1:34.14 (32.87)	2:08.10 (33.96)	
9 Malone, Erin	18	Wagner College	2:13.03	2:08.39 q
28.41	1:00.81 (32.40)	1:34.19 (33.38)	2:08.39 (34.20)	
10 Power, Kellen	21	Central Connecticut State Univ	2:13.98	2:10.31 q
28.83	1:01.29 (32.46)	1:35.54 (34.25)	2:10.31 (34.77)	
11 Marcotte, Kelly	21	Saint Francis University	2:15.93	2:10.37 q
28.38	1:00.69 (32.31)	1:35.03 (34.34)	2:10.37 (35.34)	
12 Goodman, Siobhan	18	Sacred Heart University	2:15.35	2:11.52 q
29.73	1:02.75 (33.02)	1:36.13 (33.38)	2:11.52 (35.39)	
13 Chilton, Selene	19	Central Connecticut State Univ	2:12.97	2:11.70 q
28.88	1:01.24 (32.36)	1:35.67 (34.43)	2:11.70 (36.03)	
14 Mullins, Joy	21	Saint Francis University	2:11.66	2:14.19 q
28.19	59.99 (31.80)	1:34.26 (34.27)	2:14.19 (39.93)	
15 Ciraula, Stephanie	19	Saint Francis University	2:16.06	2:15.13 q
28.73	1:01.96 (33.23)	1:37.58 (35.62)	2:15.13 (37.55)	
16 Kiely, Kathryn	20	Central Connecticut State Univ	2:17.56	2:15.50 q
29.31	1:02.61 (33.30)	1:38.30 (35.69)	2:15.50 (37.20)	
17 Powell, Kaitlyn	19	Mount Saint Mary's	2:20.33	2:19.86
30.66	1:05.86 (35.20)	1:42.88 (37.02)	2:19.86 (36.98)	
--- Unger, Katie	21	Bryant University	2:17.75	X2:12.95
29.38	1:02.93 (33.55)	1:37.65 (34.72)	2:12.95 (35.30)	
--- Samuel, Dana	21	Wagner College	2:24.37	X2:21.35
30.46	1:05.98 (35.52)	1:43.08 (37.10)	2:21.35 (38.27)	
--- Costanza, Vanessa	21	Saint Francis University	2:41.26	X2:33.09
32.43	1:10.39 (37.96)	1:51.00 (40.61)	2:33.09 (42.09)	
--- Collins, Megan	21	Saint Francis University	2:11.98	SCR
--- Yu, Dana	18	Bryant University	NT	SCR

NEC CONFERENCE SWIMMING & DIVING 2013 - 02-27-2013 to 03-02-2013www.besmartinc.com for meet results and more**Results****Preliminaries ... (Women 200 Yard Butterfly)**

Name	Age	School	Seed Time	Prelim Time
--- Yam, Patricia	20	Mount Saint Mary's	NT	SCR
--- O'Kelly, Lauren	21	Central Connecticut State Univ	2:18.66	SCR
--- Gibbons, Alanna	21	Wagner College	2:25.05	SCR
--- Friedmann, Taylor	21	Central Connecticut State Univ	2:10.15	SCR



NEC CONFERENCE SWIMMING & DIVING 2013 - 02-27-2013 to 03-02-2013

www.besmarttinc.com for meet results and more

Results**Women 200 Yard IM**

2008 Winner:	2:07.04	2008	Lyndsey Snyder	CCSU
2009 Winner:	2:03.68	02-12-2009	Alex Czaplicki	CCSU
2010 Winner:	2:05.96	02-17-2010	Hanna Yttring	SFU
2011 Winner:	2:04.21	2011	Alex Czaplicki	CCSU
2012 Winner:	2:03.19	2012	Elise Lofgren	Saint Francis
NEC Record:	2:02.35	& 2007	Terra Wilson	Gardner Webb
	1:55.96	D1A		
	2:01.59	D1B		

Name	Age	School	Prelim Time	Finals Time	Points
A - Final					
1 Lofgren, Elise	21	Saint Francis University	2:06.28	2:04.15	20
27.55	59.56 (32.01)	1:34.79 (35.23)	2:04.15 (29.36)		
2 Francis, Libby	20	Saint Francis University	2:07.41	2:06.13	17
26.60	59.38 (32.78)	1:36.21 (36.83)	2:06.13 (29.92)		
3 Lacoste, Kara	18	Wagner College	2:07.65	2:06.43	16
28.34	59.00 (30.66)	1:36.05 (37.05)	2:06.43 (30.38)		
4 Ketchmark, Meredith	20	Wagner College	2:06.95	2:06.48	15
27.20	1:00.80 (33.60)	1:37.53 (36.73)	2:06.48 (28.95)		
5 Smith, Molly	21	Bryant University	2:08.47	2:06.62	14
27.84	1:00.00 (32.16)	1:36.69 (36.69)	2:06.62 (29.93)		
6 Lang, Katie	21	Central Connecticut State Univ	2:07.08	2:07.58	13
27.89	1:01.28 (33.39)	1:37.10 (35.82)	2:07.58 (30.48)		
7 Colitz, Tatum	21	Wagner College	2:09.09	2:08.15	12
27.81	1:00.22 (32.41)	2:08.15 (1:07.93)			
8 Peer, Becky	19	Saint Francis University	2:09.85	2:09.39	11
27.72	58.89 (31.17)	1:39.33 (40.44)	2:09.39 (30.06)		
B - Final					
9 O'Kelly, Lauren	21	Central Connecticut State Univ	2:09.95	2:08.62	9
28.60	1:01.27 (32.67)	1:38.62 (37.35)	2:08.62 (30.00)		
10 Thomas, Kelsey	21	Wagner College	2:09.90	2:09.81	7
28.09	1:01.52 (33.43)	1:39.17 (37.65)	2:09.81 (30.64)		
11 Morreale, Ali	19	Bryant University	2:10.14	2:10.59	6
27.08	1:00.76 (33.68)	1:39.15 (38.39)	2:10.59 (31.44)		
12 Gulia, Kristina	20	Central Connecticut State Univ	2:12.38	2:11.06	5
28.67	1:03.47 (34.80)	1:40.15 (36.68)	2:11.06 (30.91)		
13 Dieterich, Sara	18	Saint Francis University	2:11.25	2:11.86	4
28.74	1:00.61 (31.87)	1:40.39 (39.78)	2:11.86 (31.47)		
14 Dwyer, Brianne	21	Bryant University	2:13.51	2:12.17	3
29.17	1:03.22 (34.05)	1:40.47 (37.25)	2:12.17 (31.70)		
15 Messina, Julia	19	Bryant University	2:11.75	2:12.44	2
29.29	1:03.09 (33.80)	1:41.18 (38.09)	2:12.44 (31.26)		
16 Bennett, Lizzy	20	Sacred Heart University	2:14.31	2:16.25	1
27.72	1:01.59 (33.87)	1:43.66 (42.07)	2:16.25 (32.59)		

NEC CONFERENCE SWIMMING & DIVING 2013 - 02-27-2013 to 03-02-2013

www.besmarttinc.com for meet results and more

Results

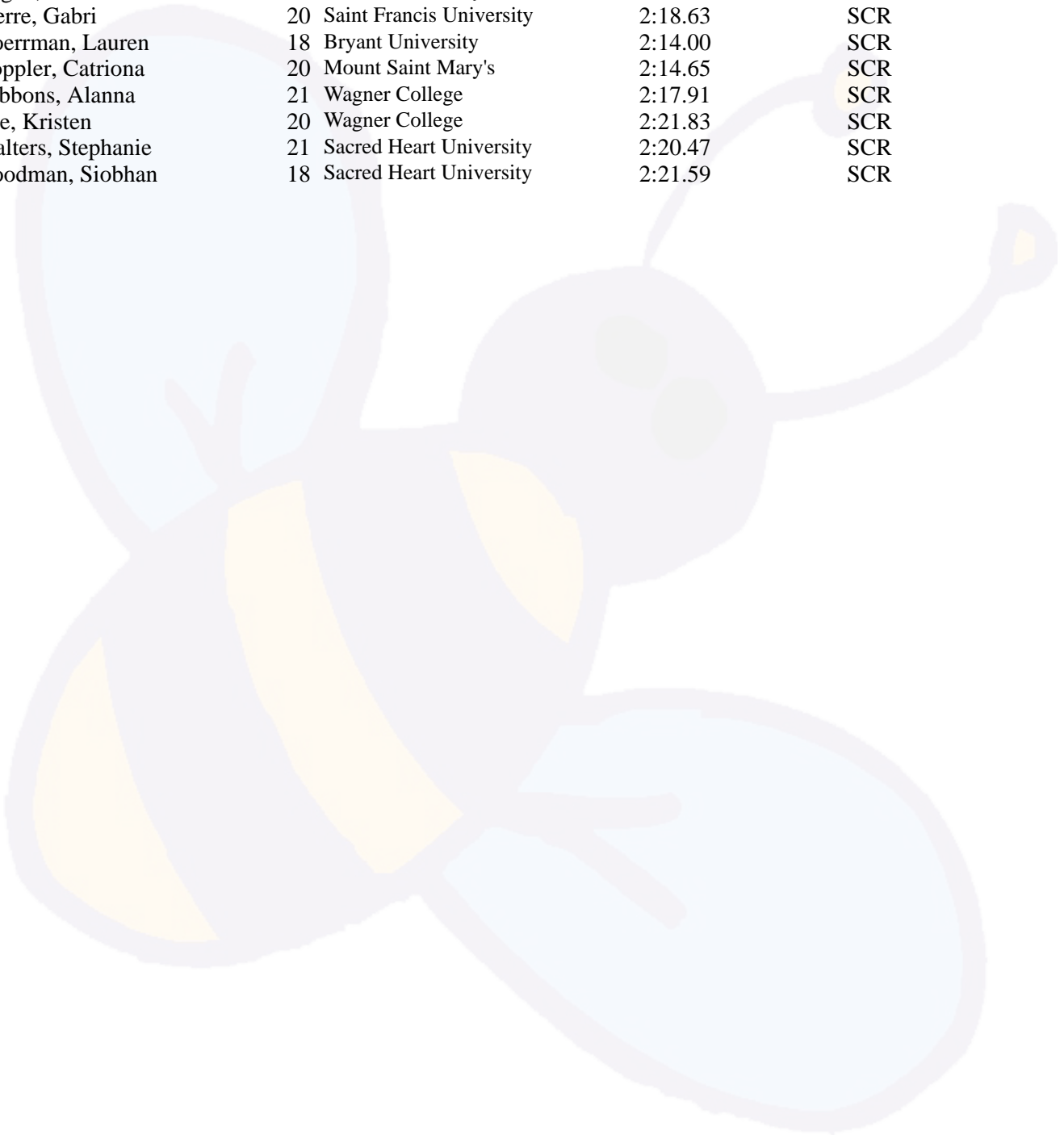
Women 200 Yard IM

2008 Winner:	2:07.04	2008	Lyndsey Snyder	CCSU
2009 Winner:	2:03.68	02-12-2009	Alex Czaplicki	CCSU
2010 Winner:	2:05.96	02-17-2010	Hanna Yttring	SFU
2011 Winner:	2:04.21	2011	Alex Czaplicki	CCSU
2012 Winner:	2:03.19	2012	Elise Lofgren	Saint Francis
NEC Record:	2:02.35	& 2007	Terra Wilson	Gardner Webb
	1:55.96	D1A		
	2:01.59	D1B		

Name	Age	School	Seed Time	Prelim Time
Preliminaries				
1 Lofgren, Elise	21	Saint Francis University	2:10.99	2:06.28 q
	28.48	1:00.97 (32.49) 1:36.44 (35.47)	2:06.28 (29.84)	
2 Ketchmark, Meredith	20	Wagner College	2:10.46	2:06.95 q
	27.52	1:00.48 (32.96) 1:37.19 (36.71)	2:06.95 (29.76)	
3 Lang, Katie	21	Central Connecticut State Univ	2:10.28	2:07.08 q
	27.78	1:01.05 (33.27) 1:36.86 (35.81)	2:07.08 (30.22)	
4 Francis, Libby	20	Saint Francis University	2:13.89	2:07.41 q
	26.74	59.21 (32.47) 1:36.72 (37.51)	2:07.41 (30.69)	
5 Lacoste, Kara	18	Wagner College	2:09.44	2:07.65 q
	27.99	58.93 (30.94) 1:36.77 (37.84)	2:07.65 (30.88)	
6 Smith, Molly	21	Bryant University	2:13.94	2:08.47 q
	27.62	1:00.37 (32.75) 1:38.25 (37.88)	2:08.47 (30.22)	
7 Colitz, Tatum	21	Wagner College	2:09.14	2:09.09 q
	27.78	1:00.62 (32.84) 1:39.15 (38.53)	2:09.09 (29.94)	
8 Peer, Becky	19	Saint Francis University	2:16.50	2:09.85 q
	27.66	59.20 (31.54) 1:39.61 (40.41)	2:09.85 (30.24)	
9 Thomas, Kelsey	21	Wagner College	2:12.87	2:09.90 q
	28.04	1:00.83 (32.79) 1:38.64 (37.81)	2:09.90 (31.26)	
10 O'Kelly, Lauren	21	Central Connecticut State Univ	2:15.26	2:09.95 q
	28.73	1:02.14 (33.41) 1:39.67 (37.53)	2:09.95 (30.28)	
11 Morreale, Ali	19	Bryant University	2:18.39	2:10.14 q
	27.02	1:00.73 (33.71) 1:38.62 (37.89)	2:10.14 (31.52)	
12 Dieterich, Sara	18	Saint Francis University	2:17.30	2:11.25 q
	28.15	59.74 (31.59) 1:39.51 (39.77)	2:11.25 (31.74)	
13 Messina, Julia	19	Bryant University	2:15.98	2:11.75 q
	28.52	1:02.68 (34.16) 1:39.85 (37.17)	2:11.75 (31.90)	
14 Gulia, Kristina	20	Central Connecticut State Univ	2:14.76	2:12.38 q
	28.63	1:02.83 (34.20) 1:40.65 (37.82)	2:12.38 (31.73)	
15 Dwyer, Brianne	21	Bryant University	2:16.72	2:13.51 q
	28.89	1:03.20 (34.31) 1:41.24 (38.04)	2:13.51 (32.27)	
16 Bennett, Lizzy	20	Sacred Heart University	2:19.03	2:14.31 q
	27.95	1:00.83 (32.88) 1:41.93 (41.10)	2:14.31 (32.38)	
17 Malmstrom, Amanda	19	Mount Saint Mary's	2:24.24	2:19.92
	29.29	1:05.04 (35.75) 1:47.22 (42.18)	2:19.92 (32.70)	
--- Jones, Cassie	20	Bryant University	2:19.39	X2:15.91
	28.96	1:04.30 (35.34) 1:43.98 (39.68)	2:15.91 (31.93)	
--- Leckie, Jennifer	19	Bryant University	2:18.51	X2:19.33
	30.41	1:06.54 (36.13) 1:44.94 (38.40)	2:19.33 (34.39)	
--- Stoner, Morgan	21	Wagner College	2:19.08	SCR
--- Murtha, Kaitlin	18	Wagner College	2:15.02	SCR
--- Lucia, Amanda	19	Wagner College	2:15.25	SCR
--- Demjanenko, Jenny	20	Saint Francis University	2:14.30	SCR

NEC CONFERENCE SWIMMING & DIVING 2013 - 02-27-2013 to 03-02-2013www.besmarttinc.com for meet results and more**Results****Preliminaries ... (Women 200 Yard IM)**

Name	Age	School	Seed Time	Prelim Time
--- Murphy, Shelby	21	Saint Francis University	NT	SCR
--- Regan, Erin	19	Mount Saint Mary's	2:12.75	SCR
--- Pierre, Gabri	20	Saint Francis University	2:18.63	SCR
--- Doerrman, Lauren	18	Bryant University	2:14.00	SCR
--- Coppler, Catriona	20	Mount Saint Mary's	2:14.65	SCR
--- Gibbons, Alanna	21	Wagner College	2:17.91	SCR
--- Lee, Kristen	20	Wagner College	2:21.83	SCR
--- Walters, Stephanie	21	Sacred Heart University	2:20.47	SCR
--- Goodman, Siobhan	18	Sacred Heart University	2:21.59	SCR



NEC CONFERENCE SWIMMING & DIVING 2013 - 02-27-2013 to 03-02-2013

www.besmarttinc.com for meet results and more

Results

Women 400 Yard IM

2008 Winner:	4:29.84	2008	Kristen Jurzynski	CCSU
2009 Winner:	4:29.55	02-13-2009	Megan E McGorry	CCSU
2010 Winner:	4:32.21	02-18-2010	Alex Czaplicki	CCSU
2011 Winner:	4:26.61	2011	Alex Czaplicki	CCSU
2012 Winner:	4:24.70	2012	Alex Czaplicki	CCSU
NEC Record:	4:21.86	& 2006	Anges Mago	Radford
	4:05.98	D1A		
	4:19.39	D1B		

Name	Age	School	Prelim Time	Finals Time	Points
A - Final					
1 Lucia, Amanda	19	Wagner College	4:29.82	4:23.63	20
27.24	57.91 (30.67)	1:31.95 (34.04)	2:04.99 (33.04)		
2:43.62 (38.63)	3:22.39 (38.77)	3:53.45 (31.06)	4:23.63 (30.18)		
2 Doerrman, Lauren	18	Bryant University	4:30.14	4:24.53	17
27.15	58.81 (31.66)	1:33.09 (34.28)	2:06.46 (33.37)		
2:44.70 (38.24)	3:23.64 (38.94)	3:54.57 (30.93)	4:24.53 (29.96)		
3 Collins, Megan	21	Saint Francis University	4:25.91	4:26.11	16
27.88	59.51 (31.63)	1:33.26 (33.75)	2:06.59 (33.33)		
2:45.72 (39.13)	3:25.82 (40.10)	3:56.23 (30.41)	4:26.11 (29.88)		
4 Lang, Katie	21	Central Connecticut State Univ	4:32.46	4:30.27	15
28.27	1:00.45 (32.18)	1:36.01 (35.56)	2:11.90 (35.89)		
2:49.03 (37.13)	3:27.71 (38.68)	3:59.50 (31.79)	4:30.27 (30.77)		
5 Smith, Molly	21	Bryant University	4:30.09	4:31.95	14
28.15	1:00.60 (32.45)	1:35.70 (35.10)	2:11.06 (35.36)		
2:49.18 (38.12)	3:28.28 (39.10)	4:00.12 (31.84)	4:31.95 (31.83)		
6 O'Kelly, Lauren	21	Central Connecticut State Univ	4:36.09	4:33.25	13
29.03	1:02.22 (33.19)	1:36.97 (34.75)	2:11.36 (34.39)		
2:50.28 (38.92)	3:30.37 (40.09)	4:02.21 (31.84)	4:33.25 (31.04)		
7 Murtha, Kaitlin	18	Wagner College	4:42.64	4:36.27	12
29.14	1:02.23 (33.09)	1:35.72 (33.49)	2:08.76 (33.04)		
2:52.05 (43.29)	3:33.69 (41.64)	4:05.26 (31.57)	4:36.27 (31.01)		
8 Lyon, Kathleen	21	Saint Francis University	4:37.33	4:37.30	11
27.83	1:00.38 (32.55)	1:37.74 (37.36)	2:14.30 (36.56)		
2:53.72 (39.42)	3:33.96 (40.24)	4:06.21 (32.25)	4:37.30 (31.09)		
B - Final					
9 Ciraula, Stephanie	19	Saint Francis University	4:43.49	4:38.25	9
28.47	1:01.57 (33.10)	1:36.51 (34.94)	2:11.01 (34.50)		
2:51.61 (40.60)	3:33.33 (41.72)	4:05.87 (32.54)	4:38.25 (32.38)		
10 Smith, Christine	21	Central Connecticut State Univ	4:42.72	4:41.02	7
30.12	1:04.84 (34.72)	1:42.26 (37.42)	2:19.05 (36.79)		
2:57.61 (38.56)	3:36.37 (38.76)	4:09.65 (33.28)	4:41.02 (31.37)		
11 Stoner, Morgan	21	Wagner College	4:49.09	4:42.93	6
28.96	1:02.84 (33.88)	1:38.97 (36.13)	2:13.79 (34.82)		
2:53.64 (39.85)	3:34.85 (41.21)	4:09.39 (34.54)	4:42.93 (33.54)		
12 Kiely, Kathryn	20	Central Connecticut State Univ	4:47.03	4:44.67	5
29.64	1:02.89 (33.25)	1:41.54 (38.65)	2:19.22 (37.68)		
3:00.47 (41.25)	3:42.07 (41.60)	4:14.05 (31.98)	4:44.67 (30.62)		
13 Nyser, Meredith	19	Sacred Heart University	4:45.21	4:46.41	4
29.84	1:04.52 (34.68)	1:37.92 (33.40)	2:12.03 (34.11)		
2:56.34 (44.31)	3:41.77 (45.43)	4:14.47 (32.70)	4:46.41 (31.94)		
14 Lee, Kristen	20	Wagner College	4:45.94	4:50.12	3
28.90	1:02.41 (33.51)	1:42.28 (39.87)	2:21.90 (39.62)		
2:59.76 (37.86)	3:40.60 (40.84)	4:16.17 (35.57)	4:50.12 (33.95)		

NEC CONFERENCE SWIMMING & DIVING 2013 - 02-27-2013 to 03-02-2013

www.besmarttinc.com for meet results and more

Results

Women 400 Yard IM

2008 Winner:	4:29.84	2008	Kristen Jurzynski	CCSU
2009 Winner:	4:29.55	02-13-2009	Megan E McGorry	CCSU
2010 Winner:	4:32.21	02-18-2010	Alex Czaplicki	CCSU
2011 Winner:	4:26.61	2011	Alex Czaplicki	CCSU
2012 Winner:	4:24.70	2012	Alex Czaplicki	CCSU
NEC Record:	4:21.86	& 2006	Anges Mago	Radford
	4:05.98	D1A		
	4:19.39	D1B		

Name	Age	School	Seed Time	Prelim Time
Preliminaries				
1 Collins, Megan	21	Saint Francis University	4:34.17	4:25.91 q
27.75	59.34 (31.59)	1:33.31 (33.97)	2:06.67 (33.36)	
2:45.01 (38.34)	3:24.37 (39.36)	3:55.52 (31.15)	4:25.91 (30.39)	
2 Lucia, Amanda	19	Wagner College	4:24.76	4:29.82 q
27.08	58.12 (31.04)	1:33.13 (35.01)	2:07.24 (34.11)	
2:46.53 (39.29)	3:25.95 (39.42)	3:58.82 (32.87)	4:29.82 (31.00)	
3 Smith, Molly	21	Bryant University	4:36.95	4:30.09 q
28.46	1:01.17 (32.71)	1:35.73 (34.56)	2:09.82 (34.09)	
2:48.03 (38.21)	3:27.20 (39.17)	3:58.75 (31.55)	4:30.09 (31.34)	
4 Doerrman, Lauren	18	Bryant University	4:41.49	4:30.14 q
27.40	59.05 (31.65)	1:33.33 (34.28)	2:07.21 (33.88)	
2:46.90 (39.69)	3:27.34 (40.44)	3:59.40 (32.06)	4:30.14 (30.74)	
5 Lang, Katie	21	Central Connecticut State Univ	4:39.64	4:32.46 q
28.43	1:00.53 (32.10)	1:35.85 (35.32)	2:11.61 (35.76)	
2:48.63 (37.02)	3:27.50 (38.87)	4:00.27 (32.77)	4:32.46 (32.19)	
6 O'Kelly, Lauren	21	Central Connecticut State Univ	4:39.05	4:36.09 q
29.57	1:03.27 (33.70)	1:38.26 (34.99)	2:12.73 (34.47)	
2:52.05 (39.32)	3:32.38 (40.33)	4:04.54 (32.16)	4:36.09 (31.55)	
7 Lyon, Kathleen	21	Saint Francis University	4:40.98	4:37.33 q
27.82	1:00.15 (32.33)	1:37.71 (37.56)	2:13.90 (36.19)	
2:53.43 (39.53)	3:33.56 (40.13)	4:06.14 (32.58)	4:37.33 (31.19)	
8 Murtha, Kaitlin	18	Wagner College	4:38.91	4:42.64 q
29.16	1:02.62 (33.46)	1:37.51 (34.89)	2:11.87 (34.36)	
2:54.93 (43.06)	3:37.23 (42.30)	4:10.34 (33.11)	4:42.64 (32.30)	
9 Smith, Christine	21	Central Connecticut State Univ	4:49.87	4:42.72 q
30.20	1:04.42 (34.22)	1:42.10 (37.68)	2:18.00 (35.90)	
2:57.28 (39.28)	3:36.93 (39.65)	4:10.90 (33.97)	4:42.72 (31.82)	
10 Ciraula, Stephanie	19	Saint Francis University	4:51.33	4:43.49 q
28.39	1:01.92 (33.53)	1:37.12 (35.20)	2:13.03 (35.91)	
2:54.73 (41.70)	3:37.19 (42.46)	4:10.63 (33.44)	4:43.49 (32.86)	
11 Nyser, Meredith	19	Sacred Heart University	4:56.31	4:45.21 q
29.88	1:04.45 (34.57)	1:38.54 (34.09)	2:12.75 (34.21)	
2:56.28 (43.53)	3:41.09 (44.81)	4:13.84 (32.75)	4:45.21 (31.37)	
12 Lee, Kristen	20	Wagner College	4:56.73	4:45.94 q
28.83	1:01.92 (33.09)	1:40.94 (39.02)	2:19.52 (38.58)	
2:57.65 (38.13)	3:38.06 (40.41)	4:12.62 (34.56)	4:45.94 (33.32)	
13 Kiely, Kathryn	20	Central Connecticut State Univ	4:49.29	4:47.03 q
29.72	1:02.93 (33.21)	1:42.02 (39.09)	2:20.32 (38.30)	
3:00.91 (40.59)	3:42.87 (41.96)	4:15.16 (32.29)	4:47.03 (31.87)	
14 Stoner, Morgan	21	Wagner College	4:44.93	4:49.09 q
28.50	1:02.34 (33.84)	1:38.48 (36.14)	2:13.64 (35.16)	
2:55.05 (41.41)	3:37.85 (42.80)	4:14.43 (36.58)	4:49.09 (34.66)	

NEC CONFERENCE SWIMMING & DIVING 2013 - 02-27-2013 to 03-02-2013**www.besmarttinc.com for meet results and more****Results****Preliminaries ... (Women 400 Yard IM)**

Name	Age	School	Seed Time	Prelim Time
--- Unger, Katie	21	Bryant University	5:04.96	X4:46.36
29.64	1:03.14 (33.50)	1:39.81 (36.67)	2:15.88 (36.07)	
2:58.66 (42.78)	3:41.64 (42.98)	4:14.31 (32.67)	4:46.36 (32.05)	
--- Murphy, Kelley	19	Bryant University	4:50.02	X4:48.22
30.45	1:05.73 (35.28)	1:41.46 (35.73)	2:17.19 (35.73)	
2:59.01 (41.82)	3:41.27 (42.26)	4:15.42 (34.15)	4:48.22 (32.80)	
--- Samuel, Dana	21	Wagner College	5:01.65	X4:54.35
31.56	1:05.20 (33.64)	1:41.82 (36.62)	2:18.12 (36.30)	
3:01.93 (43.81)	3:47.39 (45.46)	4:20.75 (33.36)	4:54.35 (33.60)	
--- Lofgren, Elise	21	Saint Francis University	4:40.83	SCR
--- Pierre, Gabri	20	Saint Francis University	4:53.88	SCR
--- Dieterich, Sara	18	Saint Francis University	4:53.04	SCR
--- Schaefer, Jamie	18	Bryant University	4:49.18	SCR
--- Bennett, Lizzy	20	Sacred Heart University	NT	SCR
--- Walters, Stephanie	21	Sacred Heart University	4:55.20	SCR

NEC CONFERENCE SWIMMING & DIVING 2013 - 02-27-2013 to 03-02-2013

www.besmarttinc.com for meet results and more

Results**Women 1 mtr Diving**

2008 Winner: 219.00 2008 Liz Wahlberg CCSU
2009 Winner: 219.05 02-12-2009 Mallory Miller CCSU
2010 Winner: 228.85 02-17-2010 Drew Mulvey SHU
2011 Winner: 243.95 2011 Madison Vestergaard CCSU
2012 Winner: 250.10 2012 Madison Vestergaard CCSU
NEC Record: 383.80 & 2001 Tammy Hendricks UMBC

	Name	Age	School		Finals Score	Points
1	Goldman, Jessica	19	Central Connecticut State Univ	245.55	228.75	20
2	Lee, Mallory	20	Wagner College	210.45	223.00	17
3	Herter, Shawna	18	Central Connecticut State Univ	219.17	197.00	16
4	Curry, Erica	19	Wagner College	218.62	192.55	15
5	Dwyer, Kate	19	Central Connecticut State Univ	209.25	191.50	14
6	Tardif, Courtney	18	Bryant University	150.38	178.70	13
7	Ieraci, Josephine	21	Wagner College	191.33	175.65	12
8	Frye, Kailey	20	Bryant University	150.97	160.90	11
9	Hardy, Paige		St. Francis College	169.73	137.10	9
10	Rudko, Kristina		St. Francis College	157.20	123.10	7
11	Revaz, Rebecca	21	Bryant University	112.88	102.05	6
---	Walker, Cara	20	Wagner College	123.75	X110.85	
---	Edmonds, Kelly	22	Wagner College	111.90	X82.70	
---	Alder, Samantha	20	Wagner College	111.52	SCR	

NEC CONFERENCE SWIMMING & DIVING 2013 - 02-27-2013 to 03-02-2013www.besmarttinc.com for meet results and more**Results****Women 3 mtr Diving**

2008 Winner:	196.80	2008	Kate Sohon	Saint Francis NY
2009 Winner:	235.10	02-14-2009	Mallory Miller	CCSU
2010 Winner:	226.35	02-19-2010	Madison Vestergaard	CCSU
2011 Winner:	248.40	2011	Madison Vestergaard	CCSU
2012 Winner:	234.90	2012	Madison Vestergaard	CCSU
NEC Record:	457.30	& 2003	Juliana DiPlacido	CCSU

	Name	Age	School		Finals Score	Points
1	Goldman, Jessica	19	Central Connecticut State Univ	217.70	254.40	20
2	Lee, Mallory	20	Wagner College	207.08	226.60	17
3	Dwyer, Kate	19	Central Connecticut State Univ	218.55	205.80	16
4	Curry, Erica	19	Wagner College	241.20	200.05	15
5	Herter, Shawna	18	Central Connecticut State Univ	199.87	192.50	14
6	Ieraci, Josephine	21	Wagner College	169.65	183.45	13
7	Tardif, Courtney	18	Bryant University	153.15	160.95	12
8	Frye, Kailey	20	Bryant University	152.39	158.00	11

NEC CONFERENCE SWIMMING & DIVING 2013 - 02-27-2013 to 03-02-2013

www.besmarttinc.com for meet results and more

Results

Women 200 Yard Freestyle Relay

2008 Winner: 1:37.71 **2008** **Central Connecticut**
2009 Winner: 1:35.98 **02-12-2009** **Wagner College**
J Hart, C Beck, L Rodgers, L French
2010 Winner: 1:35.28 **02-17-2010** **Saint Francis University**
E Merrill, H Yttring, M Heintz, A Ford
2011 Winner: 1:34.96 **2011** **Bryant**
K Buckley, A D'Olympia, T DeBever, C Ostrander
2012 Winner: 1:34.72 **2012** **Bryant University**
A D'Olympia, M Valenzuela, T DeBever, C Ostrander
NEC Record: 1:34.22 & 02-28-2013 **Bryant University** **Bryant U**
K Buckley, D Yu, T DeBever, C Ostrander
1:29.80 D1A
1:30.62 D1B

Team	Relay	Seed Time	Finals Time	Points
1 Bryant University	A	1:37.64	1:34.22 &	40
1) Buckley, Kaitlin 20	2) Yu, Dana 18	3) DeBever, Taylor 20	4) Ostrander, Casey 21	
	24.22 47.83 (23.61) 1:11.53 (23.70)	1:34.22 (22.69)		
2 Saint Francis University	A	1:37.93	1:34.39	34
1) Rogers, Cat 18	2) Francis, Libby 20	3) Johnson, Danyel 18	4) Ford, Alicia 21	
	24.44 48.21 (23.77) 1:11.07 (22.86)	1:34.39 (23.32)		
3 Mount Saint Mary's	A	1:37.38	1:34.83	32
1) Griffith, Courtney 21	2) Walsh, Mollie 20	3) Regan, Erin 19	4) Coppler, Catriona 20	
	24.09 47.57 (23.48) 1:11.38 (23.81)	1:34.83 (23.45)		
4 Wagner College	A	1:38.17	1:35.33	30
1) Menendez, Sarah 21	2) Ketchmark, Meredith 20	3) Rondina, Corinne 18	4) Sides, Sam 20	
	23.83 47.62 (23.79) 1:11.62 (24.00)	1:35.33 (23.71)		
5 Central Connecticut State Uni	A	1:38.37	1:36.07	28
1) Friedmann, Taylor 21	2) Massey, Erin 20	3) Neuhaus, Helene 20	4) Rasile, Allison 21	
	24.63 48.91 (24.28) 1:12.23 (23.32)	1:36.07 (23.84)		
6 Sacred Heart University	A	1:44.82	1:39.89	26
1) Farnsworth, Alyssa 19	2) Bellamy, Meg 21	3) Walters, Stephanie 21	4) McGrath, Rachel 22	
	25.47 49.78 (24.31) 1:14.68 (24.90)	1:39.89 (25.21)		
7 St. Francis College	A	1:45.35	1:42.84	24
1) Aiwohi, Ella	2) Hardy, Paige	3) Aston-Korn, Zoe 18	4) Sweeney, Brooke 18	
	25.44 51.13 (25.69) 1:17.36 (26.23)	1:42.84 (25.48)		
--- Mount Saint Mary's	B	NT	x1:44.09	
1) Helmick, Nicole 20	2) Sukovich, Catherine 19	3) Yam, Patricia 20	4) Shaw, Victoria 20	
	26.66 52.48 (25.82) 1:17.83 (25.35)	1:44.09 (26.26)		
--- Bryant University	B	NT	x1:44.86	
1) Schaefer, Jamie 18	2) Unger, Katie 21	3) Carballeira, Kim 21	4) Messina, Maria 19	
	26.45 52.25 (25.80) 1:17.89 (25.64)	1:44.86 (26.97)		
--- St. Francis College	B	1:49.40	x1:49.45	
1) Boccia, Lindsay 18	2) Wood, Demi	3) Davis, Kacie	4) Laszlo, Bernadett 21	
	27.22 55.08 (27.86) 1:22.22 (27.14)	1:49.45 (27.23)		
--- Saint Francis University	B	NT	DQ	
1) Dieterich, Sara 18	2) Peer, Becky 19	3) Pierre, Gabri 20	4) Cotugno, Meghan 20	
	25.24 50.66 (25.42) 1:15.64 (24.98)	DQ (24.19)		
--- Wagner College	B	NT	SCR	

NEC CONFERENCE SWIMMING & DIVING 2013 - 02-27-2013 to 03-02-2013

www.besmarttinc.com for meet results and more

Results

Women 400 Yard Freestyle Relay

2008 Winner: 3:31.17 2008 Central Connecticut
2009 Winner: 3:30.35 02-14-2009 Wagner College
J Hart, C Beck, L Rodgers, L French
2010 Winner: 3:28.71 02-19-2010 Saint Francis University
E Merrill, M Heintz, H Yttring, A Ford
2011 Winner: 3:28.20 2011 Saint Francis University
H Yttring, M Heintz, J Demjanenko, A Ford
2012 Winner: 3:26.95 2012 Bryant University
C Ostrander, K Buckley, T DeBever, M Valenzuela
NEC Record: 3:25.14 & 03-02-2013 Bryant University Bryant U
C Ostrander, K Chan, T DeBever, K Buckley
3:17.27 D1A
3:19.49 D1B

Team	Relay	Seed Time	Finals Time	Points
1 Bryant University	A	3:37.21	3:25.14 &	40
1) Ostrander, Casey 21	2) Chan, Kristie 18	3) DeBever, Taylor 20	4) Buckley, Kaitlin 20	
24.35	50.54 (50.54)	1:15.44 (24.90)	1:43.31 (52.77)	
2:07.60 (24.29)	2:34.15 (50.84)	2:58.34 (24.19)	3:25.14 (50.99)	
2 Saint Francis University	A	3:34.55	3:27.15	34
1) Johnson, Danyel 18	2) Lofgren, Elise 21	3) Rogers, Cat 18	4) Ford, Alicia 21	
24.94	51.73 (51.73)	1:17.32 (25.59)	1:44.47 (52.74)	
2:09.38 (24.91)	2:37.36 (52.89)	3:01.09 (23.73)	3:27.15 (49.79)	
3 Wagner College	A	3:31.08	3:27.26	32
1) Menendez, Sarah 21	2) Ketchmark, Meredith 20	3) Cooney, Alexandra 21	4) Colitz, Tatum 21	
25.01	51.56 (51.56)	1:15.97 (24.41)	1:43.00 (51.44)	
2:07.80 (24.80)	2:35.03 (52.03)	2:59.59 (24.56)	3:27.26 (52.23)	
4 Central Connecticut State Uni	A	3:34.62	3:28.09	30
1) Friedmann, Taylor 21	2) Massey, Erin 20	3) Neuhaus, Helene 20	4) Rasile, Allison 21	
25.23	52.38 (52.38)	1:17.44 (25.06)	1:45.13 (52.75)	
2:09.59 (24.46)	2:36.24 (51.11)	3:00.96 (24.72)	3:28.09 (51.85)	
5 Mount Saint Mary's	A	3:32.41	3:31.00	28
1) Coppler, Catriona 20	2) Walsh, Mollie 20	3) Griffith, Courtney 21	4) Regan, Erin 19	
25.38	52.93 (52.93)	1:17.37 (24.44)	1:44.88 (51.95)	
2:09.47 (24.59)	2:38.69 (53.81)	3:03.44 (24.75)	3:31.00 (52.31)	
6 Sacred Heart University	A	3:52.58	3:41.48	26
1) Bellamy, Meg 21	2) Walters, Stephanie 21	3) McGrath, Rachel 22	4) Reinhold, Malvina 20	
25.88	54.56 (54.56)	1:21.26 (26.70)	1:51.30 (56.74)	
2:16.57 (25.27)	2:45.99 (54.69)	3:11.76 (25.77)	3:41.48 (55.49)	
7 St. Francis College	A	3:53.06	3:48.01	24
1) Aiwohi, Ella	2) Sweeney, Brooke 18	3) Hardy, Palmer 18	4) Hardy, Paige	
26.69	56.16 (56.16)	1:23.03 (26.87)	1:52.88 (56.72)	
2:09.59 (16.71)	2:51.53 (58.65)	3:17.97 (26.44)	3:48.01 (56.48)	
--- Bryant University	B	NT	SCR	
--- Mount Saint Mary's	B	NT	SCR	
--- Wagner College	B	NT	SCR	
--- St. Francis College	B	4:00.12	SCR	
1) Aston-Korn, Zoe 18	2) Wood, Demi	3) Davis, Kacie		
--- Saint Francis University	B	NT	SCR	

NEC CONFERENCE SWIMMING & DIVING 2013 - 02-27-2013 to 03-02-2013

www.besmarttinc.com for meet results and more

Results

Women 800 Yard Freestyle Relay

2008 Winner: 7:36.98 2008 Central Connecticut
2009 Winner: 7:32.99 02-13-2009 Central Connecticut
 M McGorry, K Kane, A Czaplicki, E Crowley
2010 Winner: 7:38.26 02-18-2010 Central Connecticut
 K Kane, A Czaplicki, L O'Kelly, T Friedmann
2011 Winner: 7:34.42 2011 Central Connecticut
 A Czaplicki, A Rasile, K Lang, T Friedmann
2012 Winner: 7:25.75 2012 Saint Francis University
 M Collins, E Lofgren, A Ford, J Demjanenko
NEC Record: 7:25.75 & 02-22-2012 Saint Francis University Saint Francis
 M Collins, E Lofgren, A Ford, J Demjanenko
7:07.89 D1A
7:12.59 D1B

Team	Relay	Seed Time	Finals Time	Points
1 Central Connecticut State Uni	A	7:44.63	7:26.30	40
1) Neuhaus, Helene 20	2) Lang, Katie 21	3) Friedmann, Taylor 21	4) Rasile, Allison 21	
25.98	54.27 (54.27)	1:22.86 (1:22.86)	1:52.17 (1:52.17)	
2:18.55 (26.38)	2:47.35 (55.18)	3:17.04 (1:24.87)	3:47.20 (1:55.03)	
4:12.41 (25.21)	4:40.22 (53.02)	5:08.60 (1:21.40)	5:36.89 (1:49.69)	
6:02.42 (25.53)	6:30.48 (53.59)	6:58.42 (1:21.53)	7:26.30 (1:49.41)	
2 Saint Francis University	A	7:46.75	7:26.78	34
1) Ford, Alicia 21	2) Demjanenko, Jenny 20	3) Lofgren, Elise 21	4) Collins, Megan 21	
25.68	53.29 (53.29)	1:21.87 (1:21.87)	1:50.62 (1:50.62)	
2:16.22 (25.60)	2:44.53 (53.91)	3:13.62 (1:23.00)	3:42.47 (1:51.85)	
4:08.40 (25.93)	4:36.26 (53.79)	5:05.04 (1:22.57)	5:33.99 (1:51.52)	
5:59.12 (25.13)	6:27.14 (53.15)	6:56.57 (1:22.58)	7:26.78 (1:52.79)	
3 Wagner College	A	7:35.92	7:29.01	32
1) Menendez, Sarah 21	2) Ketchmark, Meredith 20	3) Cooney, Alexandra 21	4) Colitz, Tatum 21	
25.74	53.78 (53.78)	1:23.20 (1:23.20)	1:52.58 (1:52.58)	
2:17.82 (25.24)	2:45.92 (53.34)	3:14.89 (1:22.31)	3:44.04 (1:51.46)	
4:09.47 (25.43)	4:38.24 (54.20)	5:06.90 (1:22.86)	5:35.79 (1:51.75)	
6:00.91 (25.12)	6:28.84 (53.05)	6:58.01 (1:22.22)	7:29.01 (1:53.22)	
4 Bryant University	A	7:47.48	7:37.46	30
1) Buckley, Kaitlin 20	2) Hanahoe, Caitlin 19	3) Schauer, Elizabeth 18	4) Valenzuela, Mara 19	
26.36	54.88 (54.88)	1:24.13 (1:24.13)	1:53.72 (1:53.72)	
2:19.63 (25.91)	2:48.33 (54.61)	3:18.17 (1:24.45)	3:48.31 (1:54.59)	
4:13.57 (25.26)	4:41.65 (53.34)	5:11.55 (1:23.24)	5:42.80 (1:54.49)	
6:08.66 (25.86)	6:37.08 (54.28)	7:06.71 (1:23.91)	7:37.46 (1:54.66)	
5 Mount Saint Mary's	A	7:53.93	7:59.67	28
1) Regan, Erin 19	2) Castro, Lenna 18	3) Powell, Kaitlyn 19	4) Malmstrom, Amanda 19	
25.95	54.39 (54.39)	1:24.39 (1:24.39)	1:54.62 (1:54.62)	
2:21.68 (27.06)	2:51.70 (57.08)	3:23.72 (1:29.10)	3:56.14 (2:01.52)	
4:23.43 (27.29)	4:54.32 (58.18)	5:26.37 (1:30.23)	5:58.21 (2:02.07)	
6:25.53 (27.32)	6:55.87 (57.66)	7:27.44 (1:29.23)	7:59.67 (2:01.46)	
6 Sacred Heart University	A	8:26.42	8:00.89	26
1) Reinhold, Malvina 20	2) McGrath, Rachel 22	3) McGill, Hayley 20	4) Nyser, Meredith 19	
26.73	56.28 (56.28)	1:27.84 (1:27.84)	2:00.27 (2:00.27)	
2:26.47 (26.20)	2:56.32 (56.05)	3:27.24 (1:26.97)	3:59.03 (1:58.76)	
4:26.20 (27.17)	4:57.08 (58.05)	5:29.46 (1:30.43)	6:01.94 (2:02.91)	
6:27.76 (25.82)	6:57.62 (55.68)	7:29.14 (1:27.20)	8:00.89 (1:58.95)	

NEC CONFERENCE SWIMMING & DIVING 2013 - 02-27-2013 to 03-02-2013

www.besmarttinc.com for meet results and more

Results**(Women 800 Yard Freestyle Relay)**

Team	Relay	Seed Time	Finals Time	Points
7 St. Francis College	A	8:32.57	8:30.12	24
1) Sweeney, Brooke 18	2) Hardy, Paige	3) Quirk, Tia 19	4) Aston-Korn, Zoe 18	
28.22	59.55 (59.55)	1:32.53 (1:32.53)		
2:21.23 (15.69)	3:05.77 (1:00.23)	3:40.13 (1:34.59)		
4:43.75 (29.02)	5:16.52 (1:01.79)	5:50.69 (1:35.96)		
6:52.72 (27.95)	7:24.70 (59.93)	7:57.94 (1:33.17)		
--- Bryant University	B	NT	x7:51.10	
1) Schaefer, Jamie 18	2) Unger, Katie 21	3) Carballeira, Kim 21	4) Messina, Maria 19	
26.66	55.56 (55.56)	1:25.86 (1:25.86)		
2:23.58 (27.69)	2:53.92 (58.03)	3:25.09 (1:29.20)		
4:22.95 (26.82)	4:52.85 (56.72)	5:24.10 (1:27.97)		
6:21.61 (25.92)	6:50.65 (54.96)	7:21.13 (1:25.44)		
--- Mount Saint Mary's	B	NT	x8:42.96	
1) Helmick, Nicole 20	2) Shaw, Victoria 20	3) Dargay, Emily 20	4) Sukovich, Catherine 19	
27.95	59.22 (59.22)	1:32.23 (1:32.23)		
2:34.78 (28.58)	3:07.46 (1:01.26)	3:40.19 (1:33.99)		
4:41.42 (28.74)	5:15.08 (1:02.40)	5:51.83 (1:39.15)		
6:58.75 (28.92)	7:33.29 (1:03.46)	8:08.66 (1:38.83)		
--- Saint Francis University	B	NT	SCR	

NEC CONFERENCE SWIMMING & DIVING 2013 - 02-27-2013 to 03-02-2013

www.besmarttinc.com for meet results and more

Results

Women 200 Yard Medley Relay

2008 Winner: 1:47.71 2008 Central Connecticut
2009 Winner: 1:46.73 02-13-2009 Central Connecticut
A Czaplicki, K Malski, M McGorry, E Crowley
2010 Winner: 1:45.71 02-18-2010 Saint Francis University
E Merrill, E Peterman, H Yttring, A Ford
2011 Winner: 1:44.53 2011 Saint Francis University
H Yttring, E Lofgren, L Francis, A Ford
2012 Winner: 1:43.81 2012 Saint Francis University
R Peer, E Lofgren, L Francis, A Ford
NEC Record: 1:43.78 & 02-27-2013 Bryant University Bryant U
C Ostrander, J Messina, D Yu, T DeBever
1:38.42 D1A
1:39.14 D1B

Team	Relay	Seed Time	Finals Time	Points
1 Saint Francis University	A	1:48.59	1:42.79	40
1) Peer, Becky 19	2) Rogers, Cat 18	3) Francis, Libby 20	4) Johnson, Danyl 18	
26.31	54.97 (28.66)	1:19.92 (24.95)	1:42.79 (22.87)	
2 Bryant University	A	1:48.98	1:43.78 &	34
1) Ostrander, Casey 21	2) Messina, Julia 19	3) Yu, Dana 18	4) DeBever, Taylor 20	
26.43	56.02 (29.59)	1:20.54 (24.52)	1:43.78 (23.24)	
3 Wagner College	A	1:49.10	1:46.17	32
1) Mendez, Meghan 19	2) Thomas, Kelsey 21	3) Lucia, Amanda 19	4) Sides, Sam 20	
26.99	57.07 (30.08)	1:22.49 (25.42)	1:46.17 (23.68)	
4 Central Connecticut State Uni	A	1:50.04	1:46.47	30
1) Packer, Hannah 22	2) Gulia, Kristina 20	3) Power, Kellen 21	4) Massey, Erin 20	
27.09	57.00 (29.91)	1:22.36 (25.36)	1:46.47 (24.11)	
5 Mount Saint Mary's	A	1:50.69	1:47.79	28
1) Griffith, Courtney 21	2) Thelen, Anne 19	3) Walsh, Mollie 20	4) Coppler, Catriona 20	
27.70	59.17 (31.47)	1:24.12 (24.95)	1:47.79 (23.67)	
6 Sacred Heart University	A	1:55.68	1:49.51	26
1) Bellamy, Meg 21	2) Reinhold, Malvina 20	3) Bennett, Lizzy 20	4) Farnsworth, Alyssa 19	
27.97	58.13 (30.16)	1:24.42 (26.29)	1:49.51 (25.09)	
7 St. Francis College	A	2:02.40	1:59.14	24
1) Boccia, Lindsay 18	2) Sweeney, Brooke 18	3) Wood, Demi	4) Aiwohi, Ella	
30.97	46.24 (15.27)	1:05.20 (18.96)	1:59.14 (53.94)	
--- Saint Francis University	B	NT	x1:49.82	
1) Dieterich, Sara 18	2) Murphy, Shelby 21	3) Ciraula, Stephanie 19	4) Lyon, Kathleen 21	
27.25	58.09 (30.84)	1:25.54 (27.45)	1:49.82 (24.28)	
--- Bryant University	B	NT	x1:52.01	
1) Naumschevski, Stephanie 21	2) Doerrman, Lauren 18	3) Hilton, Sam 19	4) Leckie, Jennifer 19	
29.21	1:01.35 (32.14)	1:27.07 (25.72)	1:52.01 (24.94)	
--- Mount Saint Mary's	B	NT	x1:56.85	
1) Shaw, Victoria 20	2) Malmstrom, Amanda 19	3) Yam, Patricia 20	4) Sukovich, Catherine 19	
30.77	1:04.71 (33.94)	1:31.69 (26.98)	1:56.85 (25.16)	
--- St. Francis College	B	2:03.78	x2:04.48	
1) Davis, Kacie	2) Mares, Rebecca 18	3) Rudko, Kristina	4) Hardy, Palmer 18	
32.45	1:07.74 (35.29)	1:36.59 (28.85)	2:04.48 (27.89)	
--- Wagner College	B	NT	SCR	

NEC CONFERENCE SWIMMING & DIVING 2013 - 02-27-2013 to 03-02-2013

www.besmarttinc.com for meet results and more

Results

Women 400 Yard Medley Relay

2008 Winner: 3:55.24 2008 Central Connecticut
2009 Winner: 3:51.30 02-12-2009 Central Connecticut
A Czaplicki, K Malski, M McGorry, E Crowley
2010 Winner: 3:51.30 02-17-2010 Saint Francis University
E Merrill, E Bieger, H Yttring, A Ford
2011 Winner: 3:47.94 2011 Saint Francis University
K Wilhite, E Lofgren, L Francis, A Ford
2012 Winner: 3:46.64 2012 Saint Francis University
B Peer, E Lofgren, L Francis, A Ford
NEC Record: 3:46.64 & 02-24-2012 Saint Francis University Saint Francis
R Peer, E Lofgren, L Francis, A Ford
3:35.39 D1A
3:37.56 D1B

Team	Relay	Seed Time	Finals Time	Points
1 Saint Francis University	A	3:53.61	3:47.58	40
1) Johnson, Danyel 18	2) Lofgren, Elise 21	3) Francis, Libby 20	4) Ford, Alicia 21	
28.33	58.07 (58.07)	1:28.16 (30.09)	2:02.08 (1:04.01)	
2:27.45 (25.37)	2:57.51 (55.43)	3:21.30 (23.79)	3:47.58 (50.07)	
2 Bryant University	A	3:58.62	3:49.09	34
1) Ostrander, Casey 21	2) Morreale, Ali 19	3) Schaefer, Jamie 18	4) DeBever, Taylor 20	
27.96	57.13 (57.13)	1:27.01 (29.88)	2:02.55 (1:05.42)	
2:28.86 (26.31)	2:58.64 (56.09)	3:22.64 (24.00)	3:49.09 (50.45)	
3 Central Connecticut State Uni	A	3:57.15	3:50.75	32
1) Neuhaus, Helene 20	2) Gulia, Kristina 20	3) Power, Kellen 21	4) Friedmann, Taylor 21	
27.63	56.56 (56.56)	1:27.13 (30.57)	2:02.64 (1:06.08)	
2:29.15 (26.51)	2:59.13 (56.49)	3:23.68 (24.55)	3:50.75 (51.62)	
4 Wagner College	A	3:59.31	3:53.50	30
1) Mendez, Meghan 19	2) Thomas, Kelsey 21	3) Lucia, Amanda 19	4) Ketchmark, Meredith 20	
28.48	58.28 (58.28)	1:28.59 (30.31)	2:04.45 (1:06.17)	
2:31.02 (26.57)	3:01.59 (57.14)	3:26.08 (24.49)	3:53.50 (51.91)	
5 Mount Saint Mary's	A	4:02.14	3:59.11	28
1) Griffith, Courtney 21	2) Thelen, Anne 19	3) Regan, Erin 19	4) Coppler, Catriona 20	
28.43	59.28 (59.28)	2:09.05 (1:09.77)	3:59.11 (52.96)	
2:35.31 (26.26)	3:06.15 (57.10)	3:31.39 (25.24)		
6 Sacred Heart University	A	4:15.18	4:01.05	26
1) Bellamy, Meg 21	2) Walters, Stephanie 21	3) Bennett, Lizzy 20	4) Reinhold, Malvina 20	
29.10	59.44 (59.44)	1:30.93 (31.49)	2:06.41 (1:06.97)	
2:33.36 (26.95)	3:06.40 (59.99)	3:31.80 (25.40)	4:01.05 (54.65)	
7 St. Francis College	A	4:25.98	4:21.12	24
1) Aiwohi, Ella	2) Sweeney, Brooke 18	3) Wood, Demi	4) Aston-Korn, Zoe 18	
29.90	1:02.42 (1:02.42)	1:36.85 (34.43)	2:17.25 (1:14.83)	
2:47.92 (30.67)	3:23.41 (1:06.16)	3:50.44 (27.03)	4:21.12 (57.71)	
--- Bryant University	B	NT	x4:14.53	
1) Jones, Cassie 20	2) Leckie, Jennifer 19	3) Unger, Katie 21	4) Naumschevski, Stephanie 21	
30.31	1:03.25 (1:03.25)	1:35.64 (32.39)	2:13.20 (1:09.95)	
2:42.77 (29.57)	3:16.63 (1:03.43)	3:43.69 (27.06)	4:14.53 (57.90)	
--- Mount Saint Mary's	B	NT	x4:25.48	
1) Malmstrom, Amanda 19	2) Shaw, Victoria 20	3) Powell, Kaitlyn 19	4) Castro, Lenna 18	
31.92	1:06.53 (1:06.53)	1:42.98 (36.45)	2:24.97 (1:18.44)	
2:54.31 (29.34)	3:29.80 (1:04.83)	3:56.19 (26.39)	4:25.48 (55.68)	
--- Wagner College	B	NT	SCR	
--- Saint Francis University	B	NT	SCR	