

NEC CONFERENCE SWIMMING & DIVING 2013 - 02-27-2013 to 03-02-2013

www.besmarttinc.com for meet results and more

Results - SATURDAY PRELIMS

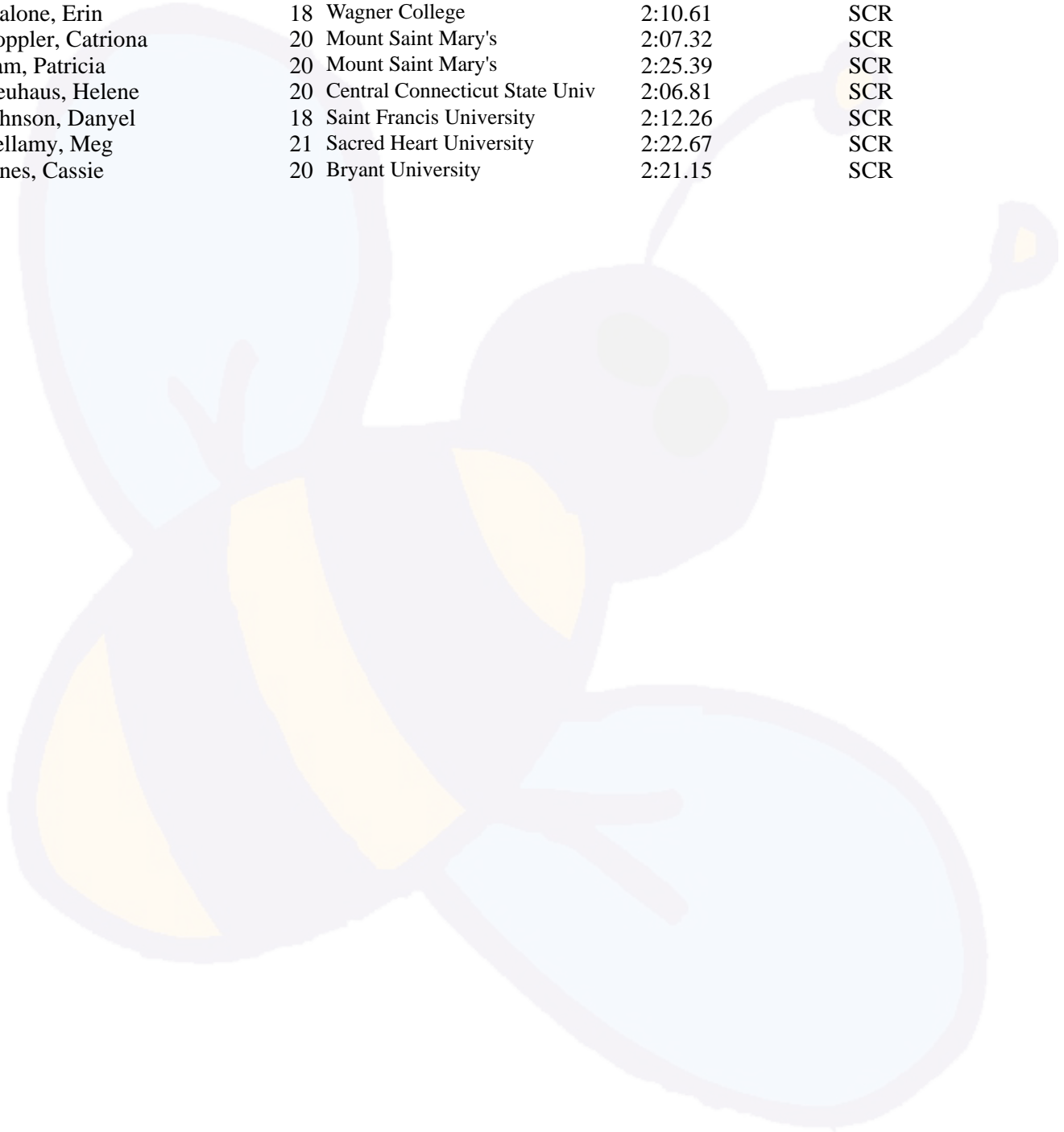
Event 15 Women 200 Yard Backstroke

2008 Winner:	2:01.43	2008	Lindsey Snyder	CCSU
2009 Winner:	2:01.85	02-14-2009	Alex Czaplicki	CCSU
2010 Winner:	2:04.38	02-19-2010	Alex Czaplicki	CCSC
2011 Winner:	2:00.76	2011	Casey Ostrander	Bryant
2012 Winner:	1:59.69	2012	Casey Ostrander	Bryant U
NEC Record:	1:59.69	& 02-25-2012	Casey Ostrander	Bryant U
	1:53.17	D1A		
	1:59.19	D1B		

Name	Age	School	Seed Time	Prelim Time
Preliminaries				
1 Lacoste, Kara	18	Wagner College	2:03.58	2:02.13 q
28.93	59.64 (30.71)	1:30.81 (31.17)	2:02.13 (31.32)	
2 Ostrander, Casey	21	Bryant University	2:02.39	2:02.42 q
27.88	57.95 (30.07)	1:29.82 (31.87)	2:02.42 (32.60)	
3 Rasile, Allison	21	Central Connecticut State Univ	2:06.89	2:02.94 q
29.57	1:00.52 (30.95)	1:31.46 (30.94)	2:02.94 (31.48)	
4 Wilhite, Katrina	21	Saint Francis University	2:09.14	2:04.26 q
29.26	1:00.44 (31.18)	1:32.18 (31.74)	2:04.26 (32.08)	
5 Peer, Becky	19	Saint Francis University	2:11.64	2:04.27 q
28.52	59.87 (31.35)	1:32.20 (32.33)	2:04.27 (32.07)	
6 Schauer, Elizabeth	18	Bryant University	2:08.95	2:05.19 q
28.85	59.70 (30.85)	1:31.72 (32.02)	2:05.19 (33.47)	
7 Packer, Hannah	22	Central Connecticut State Univ	2:10.75	2:05.64 q
29.01	1:00.35 (31.34)	1:32.79 (32.44)	2:05.64 (32.85)	
8 Murtha, Kaitlin	18	Wagner College	2:08.25	2:06.85 q
29.82	1:01.65 (31.83)	1:34.37 (32.72)	2:06.85 (32.48)	
9 Dieterich, Sara	18	Saint Francis University	2:12.49	2:07.32 q
29.36	1:00.95 (31.59)	1:33.57 (32.62)	2:07.32 (33.75)	
10 Mendez, Meghan	19	Wagner College	2:09.64	2:08.59 q
29.02	1:00.99 (31.97)	1:34.65 (33.66)	2:08.59 (33.94)	
11 Hanahoe, Caitlin	19	Bryant University	2:15.77	2:08.84 q
30.34	1:02.80 (32.46)	1:35.76 (32.96)	2:08.84 (33.08)	
12 Stoner, Morgan	21	Wagner College	2:11.91	2:10.53 q
30.81	1:02.83 (32.02)	1:36.36 (33.53)	2:10.53 (34.17)	
13 Kalibat, Kristiana	21	Wagner College	2:10.15	2:10.69 q
30.86	1:03.40 (32.54)	1:36.94 (33.54)	2:10.69 (33.75)	
14 Sweeney, Brooke	18	St. Francis College	2:20.21	2:10.72 q
30.10	1:02.86 (32.76)	1:36.97 (34.11)	2:10.72 (33.75)	
15 Nyser, Meredith	19	Sacred Heart University	2:15.05	2:10.89 q
29.97	1:02.29 (32.32)	1:36.53 (34.24)	2:10.89 (34.36)	
16 Bennett, Lizzy	20	Sacred Heart University	2:21.54	2:14.30 q
30.20	1:03.99 (33.79)	1:39.15 (35.16)	2:14.30 (35.15)	
17 Sylvester, Kaylin	20	Central Connecticut State Univ	2:16.64	2:15.57
31.21	1:04.77 (33.56)	1:40.12 (35.35)	2:15.57 (35.45)	
18 McGill, Hayley	20	Sacred Heart University	2:17.06	2:17.88
31.39	1:05.43 (34.04)	1:41.24 (35.81)	2:17.88 (36.64)	
19 Malmstrom, Amanda	19	Mount Saint Mary's	2:18.84	2:20.64
32.02	1:07.59 (35.57)	1:44.03 (36.44)	2:20.64 (36.61)	
20 Rudko, Kristina		St. Francis College	2:38.19	2:32.61
34.16	1:11.77 (37.61)	1:52.61 (40.84)	2:32.61 (40.00)	

NEC CONFERENCE SWIMMING & DIVING 2013 - 02-27-2013 to 03-02-2013**www.besmarttinc.com for meet results and more****Results - SATURDAY PRELIMS****Preliminaries ... (Event 15 Women 200 Yard Backstroke)**

Name	Age	School	Seed Time	Prelim Time
--- Murphy, Kelley	19	Bryant University	2:17.68	X2:14.20
	31.42	1:05.01 (33.59) 1:39.39 (34.38)	2:14.20 (34.81)	
--- Malone, Erin	18	Wagner College	2:10.61	SCR
--- Coppler, Catriona	20	Mount Saint Mary's	2:07.32	SCR
--- Yam, Patricia	20	Mount Saint Mary's	2:25.39	SCR
--- Neuhaus, Helene	20	Central Connecticut State Univ	2:06.81	SCR
--- Johnson, Danyel	18	Saint Francis University	2:12.26	SCR
--- Bellamy, Meg	21	Sacred Heart University	2:22.67	SCR
--- Jones, Cassie	20	Bryant University	2:21.15	SCR



NEC CONFERENCE SWIMMING & DIVING 2013 - 02-27-2013 to 03-02-2013

www.besmarttinc.com for meet results and more

Results - SATURDAY PRELIMS

Event 16 Women 100 Yard Freestyle

2008 Winner:	52.10	2008	Erin Crowley	CCSU
2009 Winner:	1:03.74	02-12-2009	Wendy Augur	Bryant
2010 Winner:	51.93	02-19-2010	Casey Ostrander	Bryant
2011 Winner:	51.03	2011	Alicia Ford	SFU
2012 Winner:	50.61	2012	Alicia Ford	Saint Francis
NEC Record:	49.52	& 2007	Terra Wilson	Gardner Webb
	48.03	D1A		
	49.99	D1B		

Name	Age	School	Seed Time	Prelim Time	
Preliminaries					
1 Ford, Alicia	21	Saint Francis University	51.98	50.95	q
	24.49	50.95 (26.46)			
2 Menendez, Sarah	21	Wagner College	52.29	51.27	q
	25.05	51.27 (26.22)			
3 Neuhaus, Helene	20	Central Connecticut State Univ	52.87	51.85	q
	24.92	51.85 (26.93)			
4 DeBever, Taylor	20	Bryant University	52.91	51.91	q
	25.04	51.91 (26.87)			
5 Johnson, Danyel	18	Saint Francis University	53.79	51.94	q
	25.17	51.94 (26.77)			
6 Friedmann, Taylor	21	Central Connecticut State Univ	54.04	52.41	q
	25.38	52.41 (27.03)			
7 Ketchmark, Meredith	20	Wagner College	53.09	52.52	q
	25.29	52.52 (27.23)			
8 Buckley, Kaitlin	20	Bryant University	54.67	52.58	q
	25.24	52.58 (27.34)			
9 Griffith, Courtney	21	Mount Saint Mary's	53.09	52.90	q
	24.94	52.90 (27.96)			
10 Coppler, Catriona	20	Mount Saint Mary's	53.42	52.98	q
	25.31	52.98 (27.67)			
11 Sides, Sam	20	Wagner College	54.41	53.19	q
	25.24	53.19 (27.95)			
12 Chan, Kristie	18	Bryant University	54.54	53.28	q
	25.55	53.28 (27.73)			
13 Power, Kellen	21	Central Connecticut State Univ	55.57	53.40	q
	25.98	53.40 (27.42)			
14 Rondina, Corinne	18	Wagner College	54.36	53.49	q
	25.22	53.49 (28.27)			
15 Massey, Erin	20	Central Connecticut State Univ	54.12	53.67	q
	25.50	53.67 (28.17)			
16 Demjanenko, Jenny	20	Saint Francis University	55.80	53.75	q
	25.91	53.75 (27.84)			
17 Cotugno, Meghan	20	Saint Francis University	55.22	53.76	
	25.65	53.76 (28.11)			
18 Valenzuela, Mara	19	Bryant University	54.70	53.85	
	25.48	53.85 (28.37)			
19 Yu, Dana	18	Bryant University	54.76	54.30	
	25.75	54.30 (28.55)			
20 Walsh, Mollie	20	Mount Saint Mary's	56.86	54.46	
	25.65	54.46 (28.81)			

NEC CONFERENCE SWIMMING & DIVING 2013 - 02-27-2013 to 03-02-2013

www.besmarttinc.com for meet results and more

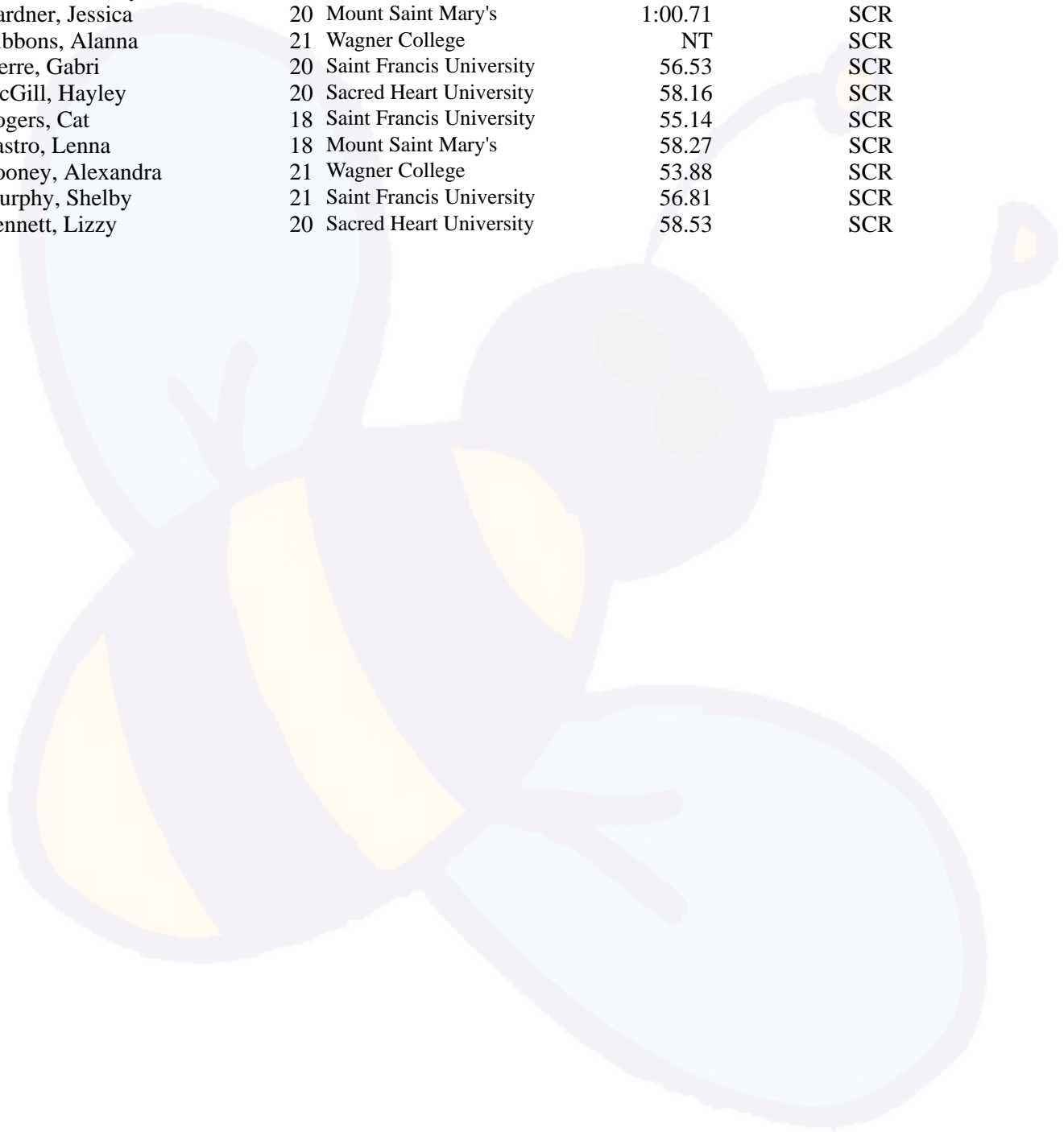
Results - SATURDAY PRELIMS

Preliminaries ... (Event 16 Women 100 Yard Freestyle)

	Name	Age	School	Seed Time	Prelim Time
21	Bellamy, Meg 26.70	21	Sacred Heart University	56.76	55.10 55.10 (28.40)
22	Reinhold, Malvina 26.53	20	Sacred Heart University	57.34	55.37 55.37 (28.84)
23	McGrath, Rachel 26.16	22	Sacred Heart University	57.44	55.67 55.67 (29.51)
24	Yam, Patricia 26.70	20	Mount Saint Mary's	56.46	55.76 55.76 (29.06)
25	Farnsworth, Alyssa 26.30	19	Sacred Heart University	58.06	56.16 56.16 (29.86)
26	Aiwohi, Ella 27.00		St. Francis College	57.46	56.50 56.50 (29.50)
27	Hardy, Paige 27.12		St. Francis College	57.03	57.26 57.26 (30.14)
28	Helmick, Nicole 27.55	20	Mount Saint Mary's	58.62	57.58 57.58 (30.03)
29	Sukovich, Catherine 27.23	19	Mount Saint Mary's	57.57	57.59 57.59 (30.36)
30	Hardy, Palmer 27.92	18	St. Francis College	59.31	58.09 58.09 (30.17)
31	Aston-Korn, Zoe 27.76	18	St. Francis College	59.34	58.10 58.10 (30.34)
32	Laszlo, Bernadett 27.95	21	St. Francis College	59.26	59.10 59.10 (31.15)
33	Toth, Regina 28.67		St. Francis College	1:01.57	59.71 59.71 (31.04)
34	Davis, Kacie 28.37		St. Francis College	1:00.34	1:00.21 1:00.21 (31.84)
35	Boccia, Lindsay 28.57	18	St. Francis College	1:01.15	1:00.79 1:00.79 (32.22)
36	Wood, Demi 29.04		St. Francis College	1:01.13	1:00.96 1:00.96 (31.92)
37	Nunes, Emily 29.38	21	Sacred Heart University	1:03.32	1:01.50 1:01.50 (32.12)
38	Frank-Cutone, Lyndsey 31.02		St. Francis College	1:06.19	1:04.55 1:04.55 (33.53)
39	Mares, Rebecca 30.86	18	St. Francis College	1:08.09	1:07.19 1:07.19 (36.33)
---	Tay, Lynn 25.44	20	Wagner College	55.46	X53.99 53.99 (28.55)
---	Wardle, Mary 26.17	20	Saint Francis University	57.92	X54.33 54.33 (28.16)
---	Jones, Cassie 26.91	20	Bryant University	59.52	X56.35 56.35 (29.44)
---	DiBenedetto, Megan 27.36	20	Wagner College	59.35	X57.60 57.60 (30.24)
---	Carolin, Austyn 28.03	22	Wagner College	59.40	X57.80 57.80 (29.77)
---	Naumshevski, Stephanie 27.14	21	Bryant University	57.55	X58.52 58.52 (31.38)
---	Malmstrom, Amanda	19	Mount Saint Mary's	59.75	SCR
---	Thelen, Anne	19	Mount Saint Mary's	55.98	SCR

NEC CONFERENCE SWIMMING & DIVING 2013 - 02-27-2013 to 03-02-2013**www.besmarttinc.com for meet results and more****Results - SATURDAY PRELIMS****Preliminaries ... (Event 16 Women 100 Yard Freestyle)**

Name	Age	School	Seed Time	Prelim Time
--- Costanza, Vanessa	21	Saint Francis University	1:04.88	SCR
--- Ostrander, Casey	21	Bryant University	52.26	SCR
--- Gardner, Jessica	20	Mount Saint Mary's	1:00.71	SCR
--- Gibbons, Alanna	21	Wagner College	NT	SCR
--- Pierre, Gabri	20	Saint Francis University	56.53	SCR
--- McGill, Hayley	20	Sacred Heart University	58.16	SCR
--- Rogers, Cat	18	Saint Francis University	55.14	SCR
--- Castro, Lenna	18	Mount Saint Mary's	58.27	SCR
--- Cooney, Alexandra	21	Wagner College	53.88	SCR
--- Murphy, Shelby	21	Saint Francis University	56.81	SCR
--- Bennett, Lizzy	20	Sacred Heart University	58.53	SCR



NEC CONFERENCE SWIMMING & DIVING 2013 - 02-27-2013 to 03-02-2013

www.besmarttinc.com for meet results and more

Results - SATURDAY PRELIMS

Event 17 Women 200 Yard Breaststroke

2008 Winner:	2:29.17	2008	Melanie Rodriguez-Lapman	Wagner
2009 Winner:	2:24.35	02-14-2009	Kristen C Malski	CCSU
2010 Winner:	2:23.90	02-19-2010	Erin Bieger	SFU
2011 Winner:	2:16.50	2011	Elise Lofgren	SFU
2012 Winner:	2:16.56	2012	Elise L Lofgren	Saint Francis
NEC Record:	2:16.50	& 02-19-2011	Elise L Lofgren	Saint Francis
	2:08.70	D1A		
	2:15.99	D1B		

Name	Age	School	Seed Time	Prelim Time	
Preliminaries					
1 Smith, Molly	21	Bryant University	2:26.08	2:19.90	q
31.57	1:06.20 (34.63)	1:42.59 (36.39)	2:19.90 (37.31)		
2 Lacoste, Kara	18	Wagner College	2:24.19	2:21.72	q
32.27	1:07.88 (35.61)	1:44.24 (36.36)	2:21.72 (37.48)		
3 Lofgren, Elise	21	Saint Francis University	2:21.33	2:21.74	q
31.79	1:07.16 (35.37)	1:43.22 (36.06)	2:21.74 (38.52)		
4 Rogers, Cat	18	Saint Francis University	2:29.23	2:23.23	q
31.16	1:06.96 (35.80)	1:43.84 (36.88)	2:23.23 (39.39)		
5 Fournier, Haley	19	Saint Francis University	2:27.52	2:24.06	q
32.74	1:08.75 (36.01)	1:45.90 (37.15)	2:24.06 (38.16)		
6 Gulia, Kristina	20	Central Connecticut State Univ	2:24.03	2:24.66	q
31.83	1:07.87 (36.04)	1:45.69 (37.82)	2:24.66 (38.97)		
7 Greenough, Michelle	20	Wagner College	2:31.87	2:24.80	q
32.59	1:09.61 (37.02)	1:47.57 (37.96)	2:24.80 (37.23)		
8 Thomas, Kelsey	21	Wagner College	2:27.24	2:25.27	q
32.19	1:08.44 (36.25)	1:46.11 (37.67)	2:25.27 (39.16)		
9 Dwyer, Brianne	21	Bryant University	2:31.14	2:25.30	q
31.11	1:06.86 (35.75)	1:45.36 (38.50)	2:25.30 (39.94)		
10 Messina, Julia	19	Bryant University	2:27.05	2:25.38	q
31.33	1:07.82 (36.49)	1:46.04 (38.22)	2:25.38 (39.34)		
11 Morreale, Ali	19	Bryant University	2:33.51	2:25.59	q
31.31	1:07.38 (36.07)	1:45.65 (38.27)	2:25.59 (39.94)		
12 Walters, Stephanie	21	Sacred Heart University	2:31.05	2:26.77	q
32.78	1:09.28 (36.50)	1:47.66 (38.38)	2:26.77 (39.11)		
13 Messina, Maria	19	Bryant University	2:37.01	2:27.94	q
32.77	1:10.36 (37.59)	1:49.86 (39.50)	2:27.94 (38.08)		
14 Smith, Christine	21	Central Connecticut State Univ	2:32.46	2:28.85	q
33.40	1:10.93 (37.53)	1:49.74 (38.81)	2:28.85 (39.11)		
15 Papiro, Alaina	18	Central Connecticut State Univ	2:33.18	2:29.04	q
33.29	1:11.06 (37.77)	1:49.51 (38.45)	2:29.04 (39.53)		
16 Lee, Kristen	20	Wagner College	2:36.23	2:29.31	q
33.14	1:10.35 (37.21)	1:49.85 (39.50)	2:29.31 (39.46)		
17 Murphy, Shelby	21	Saint Francis University	2:36.62	2:29.39	
33.13	1:10.07 (36.94)	1:48.78 (38.71)	2:29.39 (40.61)		
18 Hilton, Sam	19	Bryant University	2:29.45	2:29.58	
31.91	1:09.23 (37.32)	1:48.77 (39.54)	2:29.58 (40.81)		
19 Atherton, Ashley	20	Bryant University	2:32.75	2:33.91	
32.63	1:09.98 (37.35)	1:50.83 (40.85)	2:33.91 (43.08)		
20 Stoner, Morgan	21	Wagner College	2:35.69	2:35.69	
33.87	1:12.80 (38.93)	1:53.59 (40.79)	2:35.69 (42.10)		

NEC CONFERENCE SWIMMING & DIVING 2013 - 02-27-2013 to 03-02-2013**www.besmarttinc.com for meet results and more****Results - SATURDAY PRELIMS****Preliminaries ... (Event 17 Women 200 Yard Breaststroke)**

	Name	Age	School	Seed Time	Prelim Time
21	Shaw, Victoria	20	Mount Saint Mary's	2:47.63	2:46.60
	36.60	1:18.52 (41.92)	2:02.23 (43.71)	2:46.60 (44.37)	
22	Galang, Justine	18	Sacred Heart University	2:59.20	2:56.90
	37.73	1:21.90 (44.17)	2:08.12 (46.22)	2:56.90 (48.78)	
---	Leckie, Jennifer	19	Bryant University	2:35.03	X2:30.41
	33.02	1:10.67 (37.65)	1:50.31 (39.64)	2:30.41 (40.10)	
---	Wardle, Mary	20	Saint Francis University	2:45.55	SCR
---	Reinhold, Malvina	20	Sacred Heart University	2:39.67	SCR

NEC CONFERENCE SWIMMING & DIVING 2013 - 02-27-2013 to 03-02-2013

www.besmarttinc.com for meet results and more

Results - SATURDAY PRELIMS


Event 18 Women 200 Yard Butterfly

2008 Winner:	2:02.90	2008	Rachel Brookman	CCSU
2009 Winner:	2:00.46	02-14-2009	Jessica Hart	Wagner
2010 Winner:	2:05.47	02-19-2010	Katie Marshall	SHU
2011 Winner:	2:03.87	2011	Katie Marshall	SHU
2012 Winner:	2:04.03	2012	Erin Regan	Mount St Mary's
NEC Record:	2:00.46	& 02-14-2009	Jessica Hart	Wagner
	1:54.60	D1A		
	1:59.59	D1B		

Name	Age	School	Seed Time	Prelim Time
Preliminaries				
1 Schaefer, Jamie	18	Bryant University	2:09.67	2:04.63 q
28.08	58.65 (30.57)	1:31.22 (32.57)	2:04.63 (33.41)	
2 Colitz, Tatum	21	Wagner College	2:07.01	2:04.99 q
27.62	58.40 (30.78)	1:31.02 (32.62)	2:04.99 (33.97)	
3 Lucia, Amanda	19	Wagner College	2:04.01	2:05.21 q
27.56	59.21 (31.65)	1:31.71 (32.50)	2:05.21 (33.50)	
4 Regan, Erin	19	Mount Saint Mary's	2:06.39	2:05.37 q
28.12	59.58 (31.46)	1:32.26 (32.68)	2:05.37 (33.11)	
5 Lang, Katie	21	Central Connecticut State Univ	2:07.49	2:05.65 q
27.89	58.98 (31.09)	1:31.35 (32.37)	2:05.65 (34.30)	
6 Francis, Libby	20	Saint Francis University	2:09.12	2:05.70 q
27.49	59.15 (31.66)	1:31.88 (32.73)	2:05.70 (33.82)	
7 Doerrman, Lauren	18	Bryant University	2:12.69	2:06.56 q
27.51	59.02 (31.51)	1:32.60 (33.58)	2:06.56 (33.96)	
8 Lyon, Kathleen	21	Saint Francis University	2:15.95	2:08.10 q
28.62	1:01.27 (32.65)	1:34.14 (32.87)	2:08.10 (33.96)	
9 Malone, Erin	18	Wagner College	2:13.03	2:08.39 q
28.41	1:00.81 (32.40)	1:34.19 (33.38)	2:08.39 (34.20)	
10 Power, Kellen	21	Central Connecticut State Univ	2:13.98	2:10.31 q
28.83	1:01.29 (32.46)	1:35.54 (34.25)	2:10.31 (34.77)	
11 Marcotte, Kelly	21	Saint Francis University	2:15.93	2:10.37 q
28.38	1:00.69 (32.31)	1:35.03 (34.34)	2:10.37 (35.34)	
12 Goodman, Siobhan	18	Sacred Heart University	2:15.35	2:11.52 q
29.73	1:02.75 (33.02)	1:36.13 (33.38)	2:11.52 (35.39)	
13 Chilton, Selene	19	Central Connecticut State Univ	2:12.97	2:11.70 q
28.88	1:01.24 (32.36)	1:35.67 (34.43)	2:11.70 (36.03)	
14 Mullins, Joy	21	Saint Francis University	2:11.66	2:14.19 q
28.19	59.99 (31.80)	1:34.26 (34.27)	2:14.19 (39.93)	
15 Ciraula, Stephanie	19	Saint Francis University	2:16.06	2:15.13 q
28.73	1:01.96 (33.23)	1:37.58 (35.62)	2:15.13 (37.55)	
16 Kiely, Kathryn	20	Central Connecticut State Univ	2:17.56	2:15.50 q
29.31	1:02.61 (33.30)	1:38.30 (35.69)	2:15.50 (37.20)	
17 Powell, Kaitlyn	19	Mount Saint Mary's	2:20.33	2:19.86
30.66	1:05.86 (35.20)	1:42.88 (37.02)	2:19.86 (36.98)	
--- Unger, Katie	21	Bryant University	2:17.75	X2:12.95
29.38	1:02.93 (33.55)	1:37.65 (34.72)	2:12.95 (35.30)	
--- Samuel, Dana	21	Wagner College	2:24.37	X2:21.35
30.46	1:05.98 (35.52)	1:43.08 (37.10)	2:21.35 (38.27)	
--- Costanza, Vanessa	21	Saint Francis University	2:41.26	X2:33.09
32.43	1:10.39 (37.96)	1:51.00 (40.61)	2:33.09 (42.09)	
--- Collins, Megan	21	Saint Francis University	2:11.98	SCR
--- Yu, Dana	18	Bryant University	NT	SCR

NEC CONFERENCE SWIMMING & DIVING 2013 - 02-27-2013 to 03-02-2013**www.besmarttinc.com for meet results and more****Results - SATURDAY PRELIMS****Preliminaries ... (Event 18 Women 200 Yard Butterfly)**

Name	Age	School	Seed Time	Prelim Time
--- Yam, Patricia	20	Mount Saint Mary's	NT	SCR
--- O'Kelly, Lauren	21	Central Connecticut State Univ	2:18.66	SCR
--- Gibbons, Alanna	21	Wagner College	2:25.05	SCR
--- Friedmann, Taylor	21	Central Connecticut State Univ	2:10.15	SCR



NEC CONFERENCE SWIMMING & DIVING 2013 - 02-27-2013 to 03-02-2013

www.besmarttinc.com for meet results and more

Results - SATURDAY PRELIMS

Event 20 Women 400 Yard Freestyle Relay

2008 Winner: 3:31.17 2008 Central Connecticut
2009 Winner: 3:30.35 02-14-2009 Wagner College
J Hart, C Beck, L Rodgers, L French
2010 Winner: 3:28.71 02-19-2010 Saint Francis University
E Merrill, M Heintz, H Yttring, A Ford
2011 Winner: 3:28.20 2011 Saint Francis University
H Yttring, M Heintz, J Demjanenko, A Ford
2012 Winner: 3:26.95 2012 Bryant University
C Ostrander, K Buckley, T DeBever, M Valenzuela
NEC Record: 3:25.14 & 03-02-2013 Bryant University Bryant U
C Ostrander, K Chan, T DeBever, K Buckley

3:17.27 D1A
3:19.49 D1B

Team	Relay	Seed Time	Finals Time	Points
1 Bryant University	A	3:37.21	3:25.14 &	40
1) Ostrander, Casey 21	2) Chan, Kristie 18	3) DeBever, Taylor 20	4) Buckley, Kaitlin 20	
24.35	50.54 (50.54)	1:15.44 (24.90)	1:43.31 (52.77)	
2:07.60 (24.29)	2:34.15 (50.84)	2:58.34 (24.19)	3:25.14 (50.99)	
2 Saint Francis University	A	3:34.55	3:27.15	34
1) Johnson, Danyel 18	2) Lofgren, Elise 21	3) Rogers, Cat 18	4) Ford, Alicia 21	
24.94	51.73 (51.73)	1:17.32 (25.59)	1:44.47 (52.74)	
2:09.38 (24.91)	2:37.36 (52.89)	3:01.09 (23.73)	3:27.15 (49.79)	
3 Wagner College	A	3:31.08	3:27.26	32
1) Menendez, Sarah 21	2) Ketchmark, Meredith 20	3) Cooney, Alexandra 21	4) Colitz, Tatum 21	
25.01	51.56 (51.56)	1:15.97 (24.41)	1:43.00 (51.44)	
2:07.80 (24.80)	2:35.03 (52.03)	2:59.59 (24.56)	3:27.26 (52.23)	
4 Central Connecticut State Uni	A	3:34.62	3:28.09	30
1) Friedmann, Taylor 21	2) Massey, Erin 20	3) Neuhaus, Helene 20	4) Rasile, Allison 21	
25.23	52.38 (52.38)	1:17.44 (25.06)	1:45.13 (52.75)	
2:09.59 (24.46)	2:36.24 (51.11)	3:00.96 (24.72)	3:28.09 (51.85)	
5 Mount Saint Mary's	A	3:32.41	3:31.00	28
1) Coppler, Catriona 20	2) Walsh, Mollie 20	3) Griffith, Courtney 21	4) Regan, Erin 19	
25.38	52.93 (52.93)	1:17.37 (24.44)	1:44.88 (51.95)	
2:09.47 (24.59)	2:38.69 (53.81)	3:03.44 (24.75)	3:31.00 (52.31)	
6 Sacred Heart University	A	3:52.58	3:41.48	26
1) Bellamy, Meg 21	2) Walters, Stephanie 21	3) McGrath, Rachel 22	4) Reinhold, Malvina 20	
25.88	54.56 (54.56)	1:21.26 (26.70)	1:51.30 (56.74)	
2:16.57 (25.27)	2:45.99 (54.69)	3:11.76 (25.77)	3:41.48 (55.49)	
7 St. Francis College	A	3:53.06	3:48.01	24
1) Aiwohi, Ella	2) Sweeney, Brooke 18	3) Hardy, Palmer 18	4) Hardy, Paige	
26.69	56.16 (56.16)	1:23.03 (26.87)	1:52.88 (56.72)	
2:09.59 (16.71)	2:51.53 (58.65)	3:17.97 (26.44)	3:48.01 (56.48)	
--- Bryant University	B	NT	SCR	
--- Mount Saint Mary's	B	NT	SCR	
--- Wagner College	B	NT	SCR	
--- St. Francis College	B	4:00.12	SCR	
1) Aston-Korn, Zoe 18	2) Wood, Demi	3) Davis, Kacie		
--- Saint Francis University	B	NT	SCR	

NEC CONFERENCE SWIMMING & DIVING 2013 - 02-27-2013 to 03-02-2013

www.besmarttinc.com for meet results and more

Results - SATURDAY PRELIMS

Event 14 Women 1650 Yard Freestyle

2008 Winner: 16:56.34 **2008** **Kristen Jurzynski** **CCSU**
2009 Winner: 16:45.96 **02-14-2009** **Megan E McGorry** **CCSU**
2010 Winner: 17:01.99 **02-19-2010** **Taylor Friedmann** **CCSU**
2011 Winner: 17:03.39 **2011** **Megan Collins** **SFU**
2012 Winner: 16:55.89 **2012** **Megan Collins** **Saint Francis**
NEC Record: 16:45.96 & 02-14-2009 Megan E McGorry **CCSU**
16:01.12 D1A
16:30.59 D1B

Name	Age	School	Seed Time	Finals Time	Points
1 Fournier, Haley	19	Saint Francis University	10:24.99	16:55.95	20
28.59	59.01 (30.42)	1:29.77 (30.76)	2:00.54 (30.77)		
2:31.16 (30.62)	3:01.88 (30.72)	3:32.48 (30.60)	4:03.12 (30.64)		
4:33.80 (30.68)	5:04.36 (30.56)	5:34.98 (30.62)	6:05.48 (30.50)		
6:35.90 (30.42)	7:06.27 (30.37)	7:36.87 (30.60)	8:07.43 (30.56)		
8:38.29 (30.86)	9:09.02 (30.73)	9:39.87 (30.85)	10:10.64 (30.77)		
10:41.57 (30.93)	11:12.46 (30.89)	11:43.12 (30.66)	12:13.80 (30.68)		
12:44.46 (30.66)	13:15.65 (31.19)	13:47.01 (31.36)	14:18.19 (31.18)		
14:49.48 (31.29)	15:20.94 (31.46)	15:52.58 (31.64)	16:24.59 (32.01)	16:55.95 (31.36)	
2 Collins, Megan	21	Saint Francis University	10:26.87	17:06.26	17
27.73	57.97 (30.24)	1:28.73 (30.76)	1:59.70 (30.97)		
2:30.74 (31.04)	3:01.63 (30.89)	3:32.74 (31.11)	4:03.72 (30.98)		
4:34.70 (30.98)	5:05.73 (31.03)	5:36.88 (31.15)	6:08.05 (31.17)		
6:39.19 (31.14)	7:10.39 (31.20)	7:41.48 (31.09)	8:12.65 (31.17)		
8:43.69 (31.04)	9:15.07 (31.38)	9:46.37 (31.30)	10:17.83 (31.46)		
10:49.18 (31.35)	11:20.57 (31.39)	11:52.02 (31.45)	12:23.53 (31.51)		
12:54.89 (31.36)	13:26.38 (31.49)	13:58.14 (31.76)	14:29.72 (31.58)		
15:01.17 (31.45)	15:32.67 (31.50)	16:04.14 (31.47)	16:35.57 (31.43)	17:06.26 (30.69)	
3 Chilton, Kasey	20	Central Connecticut State Univ	10:22.82	17:19.09	16
29.66	1:00.60 (30.94)	1:31.91 (31.31)	2:03.30 (31.39)		
2:34.83 (31.53)	3:06.27 (31.44)	3:37.42 (31.15)	4:08.62 (31.20)		
4:39.91 (31.29)	5:11.24 (31.33)	5:42.41 (31.17)	6:13.96 (31.55)		
6:45.37 (31.41)	7:16.78 (31.41)	7:48.26 (31.48)	8:19.88 (31.62)		
8:51.50 (31.62)	9:23.29 (31.79)	9:55.32 (32.03)	10:27.37 (32.05)		
10:59.36 (31.99)	11:31.40 (32.04)	12:03.53 (32.13)	12:35.55 (32.02)		
13:07.54 (31.99)	13:39.55 (32.01)	14:11.25 (31.70)	14:42.91 (31.66)		
15:14.13 (31.22)	15:45.65 (31.52)	16:17.12 (31.47)	16:48.46 (31.34)	17:19.09 (30.63)	
4 Ciraula, Stephanie	19	Saint Francis University	11:07.76	17:21.55	15
28.21	59.46 (31.25)	1:31.04 (31.58)	2:02.55 (31.51)		
2:34.10 (31.55)	3:05.59 (31.49)	3:37.35 (31.76)	4:08.82 (31.47)		
4:40.75 (31.93)	5:12.17 (31.42)	5:43.52 (31.35)	6:15.18 (31.66)		
6:47.20 (32.02)	7:19.00 (31.80)	7:50.65 (31.65)	8:22.38 (31.73)		
8:54.39 (32.01)	9:26.06 (31.67)	9:57.81 (31.75)	10:29.52 (31.71)		
11:01.09 (31.57)	11:33.03 (31.94)	12:04.74 (31.71)	12:36.48 (31.74)		
13:08.43 (31.95)	13:40.10 (31.67)	14:12.14 (32.04)	14:44.11 (31.97)		
15:15.92 (31.81)	15:47.46 (31.54)	16:19.24 (31.78)	16:50.68 (31.44)	17:21.55 (30.87)	
5 Cooney, Alexandra	21	Wagner College	10:27.93	17:23.31	14
27.73	58.41 (30.68)	1:30.02 (31.61)	2:01.79 (31.77)		
2:33.66 (31.87)	3:05.53 (31.87)	3:37.57 (32.04)	4:09.51 (31.94)		
4:41.52 (32.01)	5:13.17 (31.65)	5:44.84 (31.67)	6:16.49 (31.65)		
6:48.54 (32.05)	7:20.52 (31.98)	7:52.63 (32.11)	8:24.63 (32.00)		
8:56.83 (32.20)	9:28.83 (32.00)	10:00.69 (31.86)	10:32.79 (32.10)		
11:04.73 (31.94)	11:36.40 (31.67)	12:07.94 (31.54)	12:39.67 (31.73)		
13:11.39 (31.72)	13:43.16 (31.77)	14:15.02 (31.86)	14:46.49 (31.47)		
15:18.42 (31.93)	15:50.03 (31.61)	16:21.34 (31.31)	16:52.68 (31.34)	17:23.31 (30.63)	

NEC CONFERENCE SWIMMING & DIVING 2013 - 02-27-2013 to 03-02-2013

www.besmarttinc.com for meet results and more

Results - SATURDAY PRELIMS

(Event 14 Women 1650 Yard Freestyle)

Name	Age	School	Seed Time	Finals Time	Points
6 Smith, Christine	21	Central Connecticut State Univ	10:50.55	17:31.24	13
28.86	59.85 (30.99)	1:31.44 (31.59)	2:03.33 (31.89)		
2:35.39 (32.06)	3:07.55 (32.16)	3:39.63 (32.08)	4:11.77 (32.14)		
4:43.87 (32.10)	5:15.96 (32.09)	5:48.01 (32.05)	6:19.98 (31.97)		
6:51.95 (31.97)	7:23.89 (31.94)	7:55.68 (31.79)	8:27.61 (31.93)		
8:59.42 (31.81)	9:31.21 (31.79)	10:03.13 (31.92)	10:35.08 (31.95)		
11:06.92 (31.84)	11:38.83 (31.91)	12:10.80 (31.97)	12:42.89 (32.09)		
13:15.17 (32.28)	13:47.53 (32.36)	14:19.81 (32.28)	14:52.00 (32.19)		
15:24.01 (32.01)	15:56.01 (32.00)	16:27.94 (31.93)	16:59.94 (32.00)	17:31.24 (31.30)	
7 O'Kelly, Lauren	21	Central Connecticut State Univ	10:41.46	17:31.44	12
28.20	59.01 (30.81)	1:30.37 (31.36)	2:01.79 (31.42)		
2:33.34 (31.55)	3:05.04 (31.70)	3:36.83 (31.79)	4:08.57 (31.74)		
4:40.28 (31.71)	5:12.02 (31.74)	5:43.80 (31.78)	6:15.78 (31.98)		
6:47.66 (31.88)	7:19.54 (31.88)	7:51.44 (31.90)	8:23.43 (31.99)		
8:55.43 (32.00)	9:27.40 (31.97)	9:59.27 (31.87)	10:31.23 (31.96)		
11:03.31 (32.08)	11:35.37 (32.06)	12:07.45 (32.08)	12:39.67 (32.22)		
13:12.06 (32.39)	13:44.57 (32.51)	14:17.15 (32.58)	14:49.60 (32.45)		
15:22.08 (32.48)	15:54.61 (32.53)	16:26.94 (32.33)	16:59.30 (32.36)	17:31.44 (32.14)	
8 Lyon, Kathleen	21	Saint Francis University	10:41.09	17:33.55	11
28.91	1:00.39 (31.48)	1:32.05 (31.66)	2:04.07 (32.02)		
2:36.02 (31.95)	3:07.99 (31.97)	3:39.93 (31.94)	4:12.10 (32.17)		
4:44.17 (32.07)	5:16.26 (32.09)	5:48.44 (32.18)	6:20.55 (32.11)		
6:52.63 (32.08)	7:24.59 (31.96)	7:56.41 (31.82)	8:28.21 (31.80)		
9:00.27 (32.06)	9:32.25 (31.98)	10:04.21 (31.96)	10:36.30 (32.09)		
11:08.26 (31.96)	11:40.36 (32.10)	12:12.51 (32.15)	12:44.62 (32.11)		
13:16.50 (31.88)	13:48.65 (32.15)	14:20.89 (32.24)	14:53.15 (32.26)		
15:25.24 (32.09)	15:57.39 (32.15)	16:29.63 (32.24)	17:01.85 (32.22)	17:33.55 (31.70)	
9 Novak, Karen	19	Central Connecticut State Univ	10:45.93	17:36.52	9
28.70	59.49 (30.79)	1:31.22 (31.73)	2:03.08 (31.86)		
2:34.73 (31.65)	3:06.47 (31.74)	3:38.40 (31.93)	4:10.12 (31.72)		
4:42.03 (31.91)	5:13.75 (31.72)	5:45.42 (31.67)	6:17.33 (31.91)		
6:49.34 (32.01)	7:20.98 (31.64)	7:52.93 (31.95)	8:24.84 (31.91)		
8:56.68 (31.84)	9:28.90 (32.22)	10:01.31 (32.41)	10:33.76 (32.45)		
11:06.08 (32.32)	11:38.95 (32.87)	12:11.73 (32.78)	12:44.23 (32.50)		
13:16.70 (32.47)	13:49.26 (32.56)	14:21.70 (32.44)	14:54.48 (32.78)		
15:27.01 (32.53)	15:59.59 (32.58)	16:32.17 (32.58)	17:04.92 (32.75)	17:36.52 (31.60)	
10 Shaw, Maggie	18	Wagner College	10:38.74	17:37.69	7
28.08	59.48 (31.40)	1:30.96 (31.48)	2:02.67 (31.71)		
2:34.30 (31.63)	3:06.12 (31.82)	3:38.01 (31.89)	4:10.17 (32.16)		
4:42.18 (32.01)	5:14.23 (32.05)	5:46.06 (31.83)	6:18.11 (32.05)		
6:50.31 (32.20)	7:22.48 (32.17)	7:54.65 (32.17)	8:26.68 (32.03)		
8:59.02 (32.34)	9:31.65 (32.63)	10:04.03 (32.38)	10:36.65 (32.62)		
11:09.05 (32.40)	11:41.39 (32.34)	12:14.12 (32.73)	12:46.68 (32.56)		
13:19.11 (32.43)	13:51.78 (32.67)	14:24.31 (32.53)	14:56.64 (32.33)		
15:29.09 (32.45)	16:01.72 (32.63)	16:33.94 (32.22)	17:06.25 (32.31)	17:37.69 (31.44)	
11 Messina, Maria	19	Bryant University	11:01.22	17:40.54	6
27.89	58.69 (30.80)	1:30.16 (31.47)	2:01.65 (31.49)		
2:33.40 (31.75)	3:05.16 (31.76)	3:37.17 (32.01)	4:09.00 (31.83)		
4:40.93 (31.93)	5:12.90 (31.97)	5:44.87 (31.97)	6:16.99 (32.12)		
6:49.25 (32.26)	7:21.51 (32.26)	7:53.87 (32.36)	8:26.37 (32.50)		
8:59.03 (32.66)	9:31.61 (32.58)	10:04.39 (32.78)	10:37.19 (32.80)		
11:09.75 (32.56)	11:42.38 (32.63)	12:14.93 (32.55)	12:47.50 (32.57)		
13:20.37 (32.87)	13:53.25 (32.88)	14:26.29 (33.04)	14:59.14 (32.85)		
15:32.01 (32.87)	16:04.68 (32.67)	16:37.18 (32.50)	17:09.34 (32.16)	17:40.54 (31.20)	

NEC CONFERENCE SWIMMING & DIVING 2013 - 02-27-2013 to 03-02-2013

www.besmarttinc.com for meet results and more

Results - SATURDAY PRELIMS

(Event 14 Women 1650 Yard Freestyle)

Name	Age	School	Seed Time	Finals Time	Points
12 Kalibat, Kristiana	21	Wagner College	10:49.72	17:42.81	5
28.45	59.38 (30.93)	1:31.25 (31.87)	2:03.22 (31.97)		
2:35.41 (32.19)	3:07.75 (32.34)	3:39.94 (32.19)	4:12.35 (32.41)		
4:44.61 (32.26)	5:16.93 (32.32)	5:48.85 (31.92)	6:21.03 (32.18)		
6:53.09 (32.06)	7:25.33 (32.24)	7:57.77 (32.44)	8:29.97 (32.20)		
9:02.50 (32.53)	9:34.98 (32.48)	10:07.34 (32.36)	10:39.95 (32.61)		
11:12.83 (32.88)	11:45.55 (32.72)	12:18.14 (32.59)	12:50.77 (32.63)		
13:23.38 (32.61)	13:56.16 (32.78)	14:28.83 (32.67)	15:01.50 (32.67)		
15:34.33 (32.83)	16:06.95 (32.62)	16:39.19 (32.24)	17:11.35 (32.16)	17:42.81 (31.46)	
13 Shortell, Lauren	21	Central Connecticut State Univ	10:50.20	17:44.59	4
28.26	58.71 (30.45)	1:30.21 (31.50)	2:01.77 (31.56)		
2:33.35 (31.58)	3:05.40 (32.05)	3:37.69 (32.29)	4:10.01 (32.32)		
4:42.23 (32.22)	5:14.75 (32.52)	5:47.64 (32.89)	6:20.55 (32.91)		
6:53.41 (32.86)	7:26.32 (32.91)	7:58.91 (32.59)	8:31.67 (32.76)		
9:04.36 (32.69)	9:37.53 (33.17)	10:10.15 (32.62)	10:42.89 (32.74)		
11:15.83 (32.94)	11:48.71 (32.88)	12:21.50 (32.79)	12:54.33 (32.83)		
13:26.93 (32.60)	13:59.24 (32.31)	14:32.00 (32.76)	15:04.70 (32.70)		
15:37.00 (32.30)	16:09.36 (32.36)	16:41.45 (32.09)	17:13.53 (32.08)	17:44.59 (31.06)	
14 Chilton, Selene	19	Central Connecticut State Univ	10:43.74	17:59.44	3
29.59	1:01.20 (31.61)	1:33.18 (31.98)	2:05.38 (32.20)		
2:37.45 (32.07)	3:09.54 (32.09)	3:41.66 (32.12)	4:13.66 (32.00)		
4:45.85 (32.19)	5:18.32 (32.47)	5:50.56 (32.24)	6:22.83 (32.27)		
6:55.20 (32.37)	7:27.97 (32.77)	8:00.58 (32.61)	8:33.59 (33.01)		
9:06.59 (33.00)	9:39.67 (33.08)	10:12.79 (33.12)	10:45.60 (32.81)		
11:18.44 (32.84)	11:51.55 (33.11)	12:25.01 (33.46)	12:58.24 (33.23)		
13:31.63 (33.39)	14:05.27 (33.64)	14:38.72 (33.45)	15:12.39 (33.67)		
15:45.88 (33.49)	16:19.34 (33.46)	16:52.91 (33.57)	17:26.37 (33.46)	17:59.44 (33.07)	
15 Pierre, Gabri	20	Saint Francis University	11:08.46	18:08.59	2
28.39	59.95 (31.56)	1:32.37 (32.42)	2:05.01 (32.64)		
2:38.02 (33.01)	3:11.01 (32.99)	3:43.99 (32.98)	4:17.07 (33.08)		
4:50.27 (33.20)	5:23.50 (33.23)	5:56.85 (33.35)	6:29.88 (33.03)		
7:03.33 (33.45)	7:36.68 (33.35)	8:09.97 (33.29)	8:43.34 (33.37)		
9:16.55 (33.21)	9:50.21 (33.66)	10:23.48 (33.27)	10:56.83 (33.35)		
11:30.14 (33.31)	12:03.48 (33.34)	12:37.07 (33.59)	13:10.66 (33.59)		
13:44.39 (33.73)	14:17.50 (33.11)	14:51.00 (33.50)	15:24.68 (33.68)		
15:57.75 (33.07)	16:31.01 (33.26)	17:04.13 (33.12)	17:37.06 (32.93)	18:08.59 (31.53)	
16 Schaefer, Jamie	18	Bryant University	10:59.57	18:10.71	1
28.62	59.78 (31.16)	1:31.66 (31.88)	2:03.89 (32.23)		
2:36.14 (32.25)	3:08.60 (32.46)	3:41.34 (32.74)	4:13.91 (32.57)		
4:47.16 (33.25)	5:20.19 (33.03)	5:53.30 (33.11)	6:26.65 (33.35)		
6:59.84 (33.19)	7:33.08 (33.24)	8:06.57 (33.49)	8:39.97 (33.40)		
9:13.26 (33.29)	9:46.32 (33.06)	10:19.58 (33.26)	10:52.82 (33.24)		
11:26.62 (33.80)	12:00.13 (33.51)	12:33.48 (33.35)	13:07.10 (33.62)		
13:40.97 (33.87)	14:14.82 (33.85)	14:48.57 (33.75)	15:22.28 (33.71)		
15:56.42 (34.14)	16:30.58 (34.16)	17:04.77 (34.19)	17:38.68 (33.91)	18:10.71 (32.03)	
17 Nyser, Meredith	19	Sacred Heart University	11:02.12	18:30.53	
29.31	1:01.14 (31.83)	1:33.95 (32.81)	2:06.69 (32.74)		
2:39.67 (32.98)	3:12.93 (33.26)	3:46.73 (33.80)	4:20.47 (33.74)		
4:53.90 (33.43)	5:27.91 (34.01)	6:01.33 (33.42)	6:34.79 (33.46)		
7:08.03 (33.24)	7:41.77 (33.74)	8:15.43 (33.66)	8:49.24 (33.81)		
9:22.78 (33.54)	9:56.88 (34.10)	10:30.23 (33.35)	11:03.70 (33.47)		
11:38.44 (34.74)	12:12.91 (34.47)	12:47.24 (34.33)	13:21.58 (34.34)		
13:56.52 (34.94)	14:31.10 (34.58)	15:05.45 (34.35)	15:40.37 (34.92)		
16:15.27 (34.90)	16:49.98 (34.71)	17:24.09 (34.11)	17:57.64 (33.55)	18:30.53 (32.89)	

NEC CONFERENCE SWIMMING & DIVING 2013 - 02-27-2013 to 03-02-2013

www.besmarttinc.com for meet results and more

Results - SATURDAY PRELIMS

(Event 14 Women 1650 Yard Freestyle)

Name	Age	School	Seed Time	Finals Time	Points
18 Quirk, Tia	19	St. Francis College	11:47.63	19:13.94	
30.44	1:04.14 (33.70)	1:38.68 (34.54)	2:13.32 (34.64)		
2:48.16 (34.84)	3:23.01 (34.85)	3:57.82 (34.81)	4:32.65 (34.83)		
5:07.44 (34.79)	5:42.18 (34.74)	6:17.40 (35.22)	6:52.72 (35.32)		
7:27.80 (35.08)	8:02.95 (35.15)	8:38.10 (35.15)	9:13.32 (35.22)		
9:48.34 (35.02)	10:23.72 (35.38)	10:59.15 (35.43)	11:34.83 (35.68)		
12:10.40 (35.57)	12:45.98 (35.58)	13:21.40 (35.42)	13:56.99 (35.59)		
14:32.50 (35.51)	15:08.27 (35.77)	15:43.60 (35.33)	16:19.42 (35.82)		
16:55.16 (35.74)	17:30.45 (35.29)	18:05.74 (35.29)	18:40.53 (34.79)	19:13.94 (33.41)	
19 Nunes, Amy	21	Sacred Heart University	11:37.40	19:44.88	
30.89	1:04.43 (33.54)	1:38.70 (34.27)	2:13.23 (34.53)		
2:48.16 (34.93)	3:23.15 (34.99)	3:58.31 (35.16)	4:33.10 (34.79)		
5:08.77 (35.67)	5:43.99 (35.22)	6:19.58 (35.59)	6:55.19 (35.61)		
7:31.16 (35.97)	8:07.18 (36.02)	8:43.99 (36.81)	9:20.57 (36.58)		
9:56.48 (35.91)	10:32.58 (36.10)	11:09.50 (36.92)	11:46.61 (37.11)		
12:22.73 (36.12)	12:59.55 (36.82)	13:36.53 (36.98)	14:13.24 (36.71)		
14:50.07 (36.83)	15:27.33 (37.26)	16:04.55 (37.22)	16:41.68 (37.13)		
17:18.54 (36.86)	17:55.95 (37.41)	18:32.65 (36.70)	19:09.64 (36.99)	19:44.88 (35.24)	
20 Castro, Lenna	18	Mount Saint Mary's	11:42.50	19:48.73	
30.30	1:02.09 (31.79)	1:35.13 (33.04)	2:08.37 (33.24)		
2:42.02 (33.65)	3:16.35 (34.33)	3:50.60 (34.25)	4:25.60 (35.00)		
5:00.91 (35.31)	5:36.30 (35.39)	6:11.85 (35.55)	6:47.46 (35.61)		
7:22.80 (35.34)	7:58.24 (35.44)	8:33.56 (35.32)	9:09.35 (35.79)		
9:45.82 (36.47)	10:22.74 (36.92)	10:59.95 (37.21)	11:37.49 (37.54)		
12:14.80 (37.31)	12:52.53 (37.73)	13:29.82 (37.29)	14:07.57 (37.75)		
14:45.42 (37.85)	15:23.57 (38.15)	16:01.96 (38.39)	16:40.45 (38.49)		
17:19.19 (38.74)	17:57.13 (37.94)	18:34.80 (37.67)	19:12.41 (37.61)	19:48.73 (36.32)	
21 Dargay, Emily	20	Mount Saint Mary's	12:40.48	20:37.61	
31.90	1:07.82 (35.92)	1:44.16 (36.34)	2:20.64 (36.48)		
2:57.27 (36.63)	3:34.31 (37.04)	4:10.78 (36.47)	4:47.96 (37.18)		
5:25.42 (37.46)	6:02.72 (37.30)	6:39.61 (36.89)	7:17.37 (37.76)		
7:54.44 (37.07)	8:31.42 (36.98)	9:09.21 (37.79)	9:47.26 (38.05)		
10:24.68 (37.42)	11:02.34 (37.66)	11:41.20 (38.86)	12:19.49 (38.29)		
12:58.38 (38.89)	13:37.11 (38.73)	14:16.33 (39.22)	14:54.96 (38.63)		
15:33.67 (38.71)	16:12.21 (38.54)	16:50.92 (38.71)	17:29.89 (38.97)		
18:08.69 (38.80)	18:47.28 (38.59)	19:25.51 (38.23)	20:03.22 (37.71)	20:37.61 (34.39)	
--- Zascirinskis, Reyna	18	Central Connecticut State Univ	11:33.03	X18:06.47	
30.67	1:03.39 (32.72)	1:36.11 (32.72)	2:09.02 (32.91)		
2:41.97 (32.95)	3:15.01 (33.04)	3:47.91 (32.90)	4:20.87 (32.96)		
4:53.77 (32.90)	5:26.80 (33.03)	5:59.72 (32.92)	6:32.43 (32.71)		
7:05.20 (32.77)	7:37.89 (32.69)	8:10.76 (32.87)	8:43.68 (32.92)		
9:16.35 (32.67)	9:49.55 (33.20)	10:22.62 (33.07)	10:56.10 (33.48)		
11:29.30 (33.20)	12:02.85 (33.55)	12:36.05 (33.20)	13:09.34 (33.29)		
13:42.51 (33.17)	14:15.68 (33.17)	14:48.62 (32.94)	15:21.70 (33.08)		
15:54.61 (32.91)	16:27.97 (33.36)	17:01.29 (33.32)	17:34.53 (33.24)	18:06.47 (31.94)	
--- Carballeira, Kim	21	Bryant University	11:15.25	X18:12.48	
29.28	1:00.62 (31.34)	1:33.02 (32.40)	2:05.51 (32.49)		
2:38.26 (32.75)	3:11.09 (32.83)	3:44.10 (33.01)	4:17.55 (33.45)		
4:50.92 (33.37)	5:24.12 (33.20)	5:57.70 (33.58)	6:30.87 (33.17)		
7:04.47 (33.60)	7:38.02 (33.55)	8:11.49 (33.47)	8:45.23 (33.74)		
9:18.69 (33.46)	9:52.44 (33.75)	10:26.11 (33.67)	10:59.71 (33.60)		
11:33.05 (33.34)	12:06.84 (33.79)	12:40.43 (33.59)	13:13.59 (33.16)		
13:47.64 (34.05)	14:21.26 (33.62)	14:55.04 (33.78)	15:28.65 (33.61)		
16:02.50 (33.85)	16:35.57 (33.07)	17:08.42 (32.85)	17:40.08 (31.66)	18:12.48 (32.40)	

NEC CONFERENCE SWIMMING & DIVING 2013 - 02-27-2013 to 03-02-2013**www.besmarttinc.com for meet results and more****Results - SATURDAY PRELIMS****(Event 14 Women 1650 Yard Freestyle)**

Name	Age	School	Seed Time	Finals Time	Points
--- Samuel, Dana	21	Wagner College	11:29.14	X18:48.54	
29.56	1:01.36 (31.80)	1:33.68 (32.32)	2:06.18 (32.50)		
2:39.45 (33.27)	3:13.11 (33.66)	3:47.15 (34.04)	4:21.42 (34.27)		
4:54.95 (33.53)	5:29.48 (34.53)	6:03.68 (34.20)	6:38.07 (34.39)		
7:13.17 (35.10)	7:47.20 (34.03)	8:21.46 (34.26)	8:56.20 (34.74)		
9:30.68 (34.48)	10:05.63 (34.95)	10:40.08 (34.45)	11:14.81 (34.73)		
11:49.59 (34.78)	12:23.98 (34.39)	12:58.14 (34.16)	13:33.01 (34.87)		
14:08.12 (35.11)	14:42.98 (34.86)	15:18.62 (35.64)	15:53.78 (35.16)		
16:28.90 (35.12)	17:04.57 (35.67)	17:39.74 (35.17)	18:15.05 (35.31)	18:48.54 (33.49)	
--- Friedmann, Taylor	21	Central Connecticut State Univ	10:28.38	SCR	
--- Kiely, Kathryn	20	Central Connecticut State Univ	11:10.91	SCR	
--- Murphy, Kelley	19	Bryant University	11:27.39	SCR	
--- Doerrman, Lauren	18	Bryant University	10:43.63	SCR	
--- Mullins, Joy	21	Saint Francis University	11:01.57	SCR	
--- Wilhite, Katrina	21	Saint Francis University	11:03.30	SCR	
--- Shaw, Victoria	20	Mount Saint Mary's	11:53.45	SCR	
--- Powell, Kaitlyn	19	Mount Saint Mary's	11:32.41	SCR	

NEC CONFERENCE SWIMMING & DIVING 2013 - 02-27-2013 to 03-02-2013

www.besmarttinc.com for meet results and more

Results - SATURDAY PRELIMS**Event 24 Women 50 Yard Freestyle Time Trial**

2008 Winner:	23.88	2008	Erin Crowley	CCSU
2009 Winner:	23.87	02-12-2009	Erin A Crowley	Central
2010 Winner:	23.96	02-17-2010	CASEY OSTRANDER	BRYNT
2012 Winner:	23.41	2012	Casey Ostrander	Bryant
NEC Record:	23.05	& 2005	Jamie Crowley	CCSU
	22.05	D1A		
	22.99	D1B		

Name	Age	School	Seed Time	Finals Time
- Time Trial				
*1 Farnsworth, Alyssa	19	Sacred Heart University	NT	25.45
*1 Bennett, Lizzy	20	Sacred Heart University	NT	25.45
3 Nunes, Emily	21	Sacred Heart University	NT	28.34

NEC CONFERENCE SWIMMING & DIVING 2013 - 02-27-2013 to 03-02-2013

www.besmarttinc.com for meet results and more

Results - SATURDAY PRELIMS

Event 25 Women 100 Yard Breaststroke Time Trial

2008 Winner: 1:08.52 **2008** **Bethany Brown**
2009 Winner: 1:06.37 **02-13-2009** **Alyssa B Carlucci** **Central**
2010 Winner: 1:06.51 **02-18-2010** **ERIN BIEGER** **SFU**
2012 Winner: 1:03.01 **2012** **Elise Lofgren** **SFU**
NEC Record: 1:02.47 & 2005 **Jamie Crowley** **Bryant**
 59.51 D1A
 1:02.49 D1B

Name		Age	School	Seed Time	Finals Time
- Time Trial					
1	Walters, Stephanie	21	Sacred Heart University	NT	1:07.31
	31.81		1:07.31 (35.50)		
2	Reinhold, Malvina	20	Sacred Heart University	NT	1:09.36
	31.91		1:09.36 (37.45)		

