



## Frank Elm Invitational 2013 - 11-22-2013 to 11-24-2013

Real time results at [www.besmarttinc.com](http://www.besmarttinc.com)

Follow Be Smartt Inc on Facebook!

## Results

## Women 50 Yard Freestyle

FELM: 22.86 &amp; 12-02-2005 Madison Kennedy

RU

21.93 D1A

23.02 D1B

23.08 D2A

24.23 D2B

Name	Yr	School	Prelim Time	Finals Time	Points
<b>A - Final</b>					
1 Mucciarone, Molly F	SO	United States Military Academy-M	23.97	23.44 D2B	32
2 Moser, Mary C	SR	Rutgers University Swimming-NJ	23.99	23.92 D2B	28
3 Bentz, Brianna	JR	Drexel University	24.28	23.95 D2B	27
4 Duguay, Claudia	FR	Drexel University	24.24	24.07 D2B	26
5 Ketchmark, Meredith A	SR	Wagner College-MR	24.23	24.13 D2B	25
*6 Kim, Rachel	FR	United States Military Academy-M	24.21	24.24	23.50
*6 Stang, Emily Q	SO	West Chester University-MA	24.07	24.24	23.50
8 Sides, Sam E	JR	Wagner College-MR	24.17	24.35	22
<b>B - Final</b>					
9 Menendez, Sarah M	SR	Wagner College-MR	24.43	24.07 D2B	20
10 Hayward, Tess M	FR	West Chester University-MA	24.40	24.25	17
11 Bernhardt, Rachel	FR	Drexel University	24.40	24.30	16
12 Bullard, Ariana	FR	United States Military Academy-M	24.36	24.43	15
13 Hardie, Fiona	SO	Villanova University-MA	24.55	24.50	14
14 Phillips, Haileigh E	JR	United States Military Academy-M	24.28	24.53	13
15 Duggan, Katie	JR	Drexel University	24.52	24.66	12
16 Murray, Aubrey	FR	Drexel University	24.57	24.68	11
<b>C - Final</b>					
17 Jurek, Sara H	JR	Villanova University-MA	24.75	24.58	9
18 Newton, Sophie M	SO	Rutgers University Swimming-NJ	24.89	24.72	7
19 Heider, Katrin	JR	Villanova University-MA	24.79	24.80	6
20 Grier, Megan	FR	United States Military Academy-M	24.83	24.83	5
21 Rondina, Corinne M	SO	Wagner College-MR	24.82	24.85	4
22 Hamilton, Grace A	SR	United States Military Academy-M	24.59	24.95	3
23 Randolph, Jessie A	FR	Villanova University-MA	24.90	24.97	2
24 Hamilton, Kelly	FR	United States Military Academy-M	24.73	24.98	1



**Frank Elm Invitational 2013 - 11-22-2013 to 11-24-2013**

**Real time results at [www.besmarttinc.com](http://www.besmarttinc.com)**

**Follow Be Smartt Inc on Facebook!**

**Results**

**Women 50 Yard Freestyle Swim-off**

21.93 D1A

23.02 D1B

23.08 D2A

24.23 D2B

	<u>Name</u>	<u>Yr</u>	<u>School</u>	<u>Seed Time</u>	<u>Finals Time</u>	
-	<b>Swim-off</b>					
1	Bentz, Brianna	JR	Drexel University	NT	23.86	D2B
2	Phillips, Haileigh E	JR	United States Military Academy-N	NT	24.25	





## Frank Elm Invitational 2013 - 11-22-2013 to 11-24-2013

Real time results at [www.besmarttinc.com](http://www.besmarttinc.com)

Follow Be Smartt Inc on Facebook!

## Results

## Women 50 Yard Freestyle

FELM: 22.86 &amp; 12-02-2005 Madison Kennedy

RU

21.93 D1A

23.02 D1B

23.08 D2A

24.23 D2B

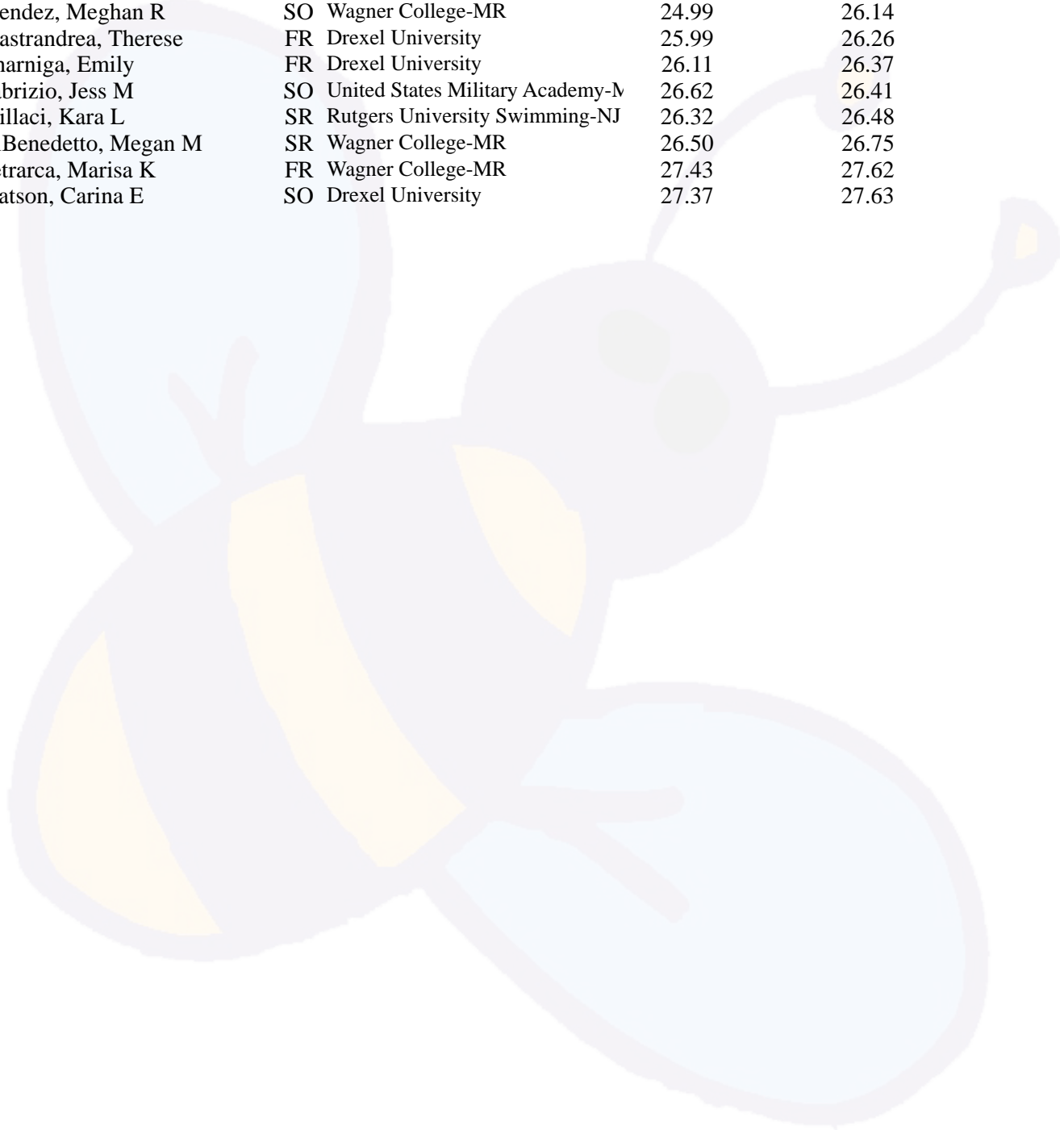
Name	Yr	School	Seed Time	Prelim Time	
<b>Preliminaries</b>					
1 Mucciarone, Molly F	SO	United States Military Academy-N	23.03	23.97	qD2B
2 Moser, Mary C	SR	Rutgers University Swimming-NJ	23.18	23.99	qD2B
3 Stang, Emily Q	SO	West Chester University-MA	25.15	24.07	qD2B
4 Sides, Sam E	JR	Wagner College-MR	23.99	24.17	qD2B
5 Kim, Rachel	FR	United States Military Academy-N	23.75	24.21	qD2B
6 Ketchmark, Meredith A	SR	Wagner College-MR	24.00	24.23	qD2B
7 Duguay, Claudia	FR	Drexel University	24.01	24.24	q
8 Bentz, Brianna	JR	Drexel University	23.50	24.28	q
9 Phillips, Haileigh E	JR	United States Military Academy-N	23.84	J24.28	q
10 Bullard, Ariana	FR	United States Military Academy-N	23.48	24.36	q
*11 Bernhardt, Rachel	FR	Drexel University	24.89	24.40	q
*11 Hayward, Tess M	FR	West Chester University-MA	24.55	24.40	q
13 Menendez, Sarah M	SR	Wagner College-MR	23.78	24.43	q
14 Duggan, Katie	JR	Drexel University	23.76	24.52	q
15 Hardie, Fiona	SO	Villanova University-MA	23.83	24.55	q
16 Murray, Aubrey	FR	Drexel University	24.81	24.57	q
17 Hamilton, Grace A	SR	United States Military Academy-N	23.48	24.59	q
18 Hamilton, Kelly	FR	United States Military Academy-N	24.40	24.73	q
19 Jurek, Sara H	JR	Villanova University-MA	24.59	24.75	q
20 Heider, Katrin	JR	Villanova University-MA	23.40	24.79	q
21 Rondina, Corinne M	SO	Wagner College-MR	24.10	24.82	q
22 Grier, Megan	FR	United States Military Academy-N	23.97	24.83	q
23 Newton, Sophie M	SO	Rutgers University Swimming-NJ	23.94	24.89	q
24 Randolph, Jessie A	FR	Villanova University-MA	24.25	24.90	q
25 Loomis, Michaela	FR	United States Military Academy-N	25.15	24.96	
26 Corcoran, Megan K	SR	West Chester University-MA	25.00	25.00	
27 Coyne, Sarah L	SO	Rutgers University Swimming-NJ	23.54	25.04	
28 Gibson-Brokop, Lindsay V	JR	Rutgers University Swimming-NJ	24.13	25.05	
29 Nihipali, Anu H	FR	Wagner College-MR	24.00	25.06	
30 Kiely, Meghan G	FR	Rutgers University Swimming-NJ	24.32	25.09	
31 Gidzinski, Jess	JR	Drexel University	25.12	25.10	
32 McNeary, Keeli J	JR	United States Military Academy-N	24.26	25.14	
33 Haufler, Kristin M	FR	Villanova University-MA	24.33	25.33	
34 Thomas, Kelsey E	SR	Wagner College-MR	24.87	25.35	
35 Kapelsohn, Katie	FR	Drexel University	26.75	25.36	
36 Kudryashova, Julia R	SO	Rutgers University Swimming-NJ	24.19	25.37	
37 Walsh, Allie	FR	United States Military Academy-N	24.87	25.41	
38 Grosso, Hannah	FR	United States Military Academy-N	24.73	25.43	
39 Golshahr, Sara	FR	Drexel University	25.20	25.48	
40 Kollanus, Kaisla	SO	Villanova University-MA	23.37	25.59	
41 Ng, Lauren Y	JR	United States Military Academy-N	25.33	25.93	

**Frank Elm Invitational 2013 - 11-22-2013 to 11-24-2013**Real time results at [www.besmarttinc.com](http://www.besmarttinc.com)

Follow Be Smartt Inc on Facebook!

**Results****Preliminaries ... (Women 50 Yard Freestyle)**

	<b>Name</b>	<b>Yr</b>	<b>School</b>	<b>Seed Time</b>	<b>Prelim Time</b>
42	Poderski, Karolina	SO	United States Military Academy-M	26.35	26.11
43	Mendez, Meghan R	SO	Wagner College-MR	24.99	26.14
44	Mastrandrea, Therese	FR	Drexel University	25.99	26.26
45	Charniga, Emily	FR	Drexel University	26.11	26.37
46	Fabrizio, Jess M	SO	United States Military Academy-M	26.62	26.41
47	Millaci, Kara L	SR	Rutgers University Swimming-NJ	26.32	26.48
48	DiBenedetto, Megan M	SR	Wagner College-MR	26.50	26.75
49	Petrarca, Marisa K	FR	Wagner College-MR	27.43	27.62
50	Watson, Carina E	SO	Drexel University	27.37	27.63





## Frank Elm Invitational 2013 - 11-22-2013 to 11-24-2013

Real time results at www.besmarttinc.com

Follow Be Smartt Inc on Facebook!

## Results

## Women 100 Yard Freestyle

FELM: 50.03 &amp; 12-04-2005 Madison Kennedy

RU

47.84 D1A

50.22 D2A

50.23 D1B

52.73 D2B

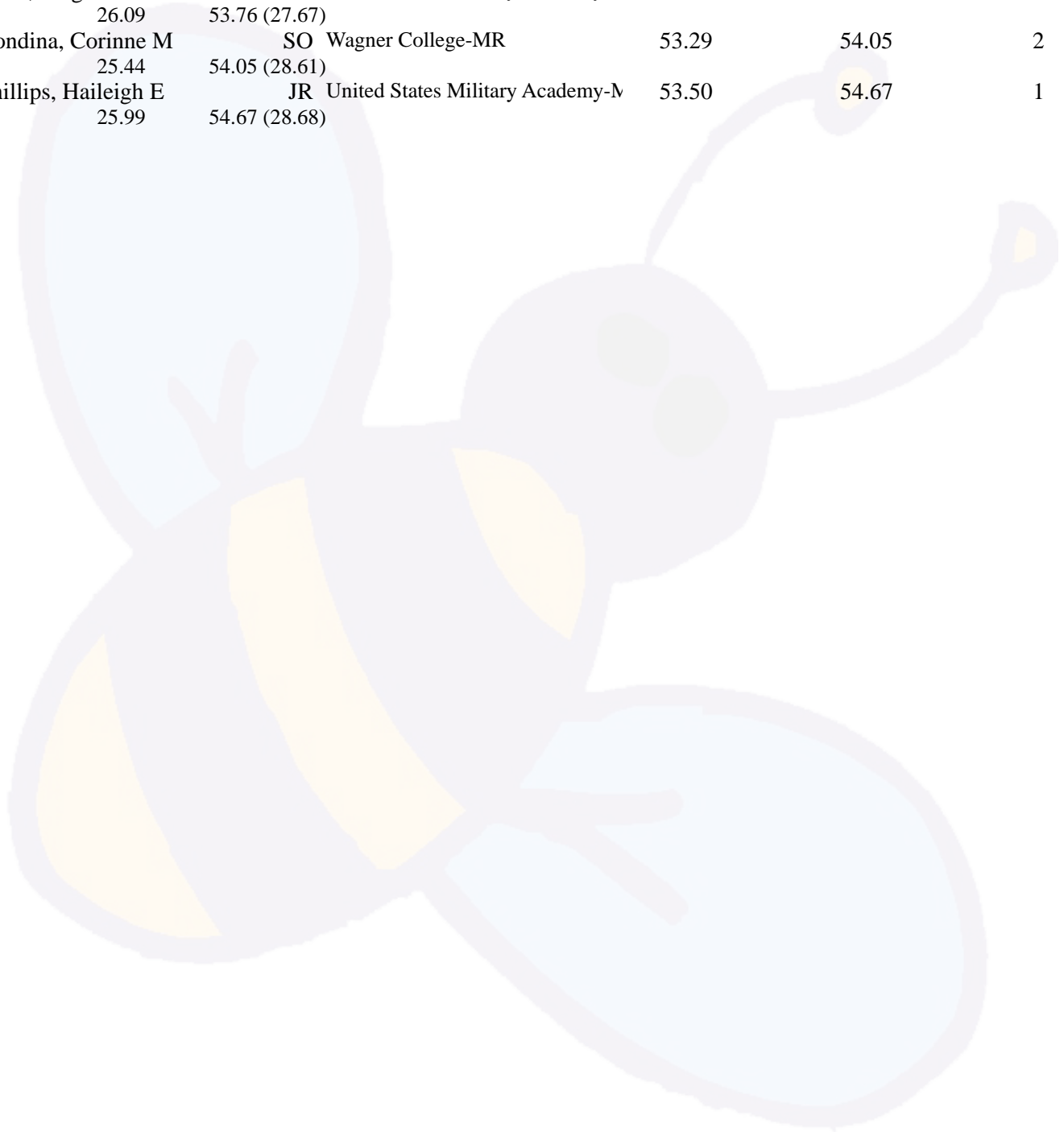
Name	Yr	School	Prelim Time	Finals Time	Points
<b>A - Final</b>					
1 Ketchmark, Meredith A	SR	Wagner College-MR	52.20	51.51 D2B	32
			24.82	51.51 (26.69)	
*2 Menendez, Sarah M	SR	Wagner College-MR	52.21	51.82 D2B	27.50
			24.99	51.82 (26.83)	
*2 Barone, Mia D	SR	West Chester University-MA	52.40	51.82 D2B	27.50
			25.11	51.82 (26.71)	
4 Moser, Mary C	SR	Rutgers University Swimming-NJ	52.41	52.01 D2B	26
			24.95	52.01 (27.06)	
5 Bentz, Brianna	JR	Drexel University	51.98	52.37 D2B	25
			24.80	52.37 (27.57)	
6 Hayward, Tess M	FR	West Chester University-MA	52.57	52.42 D2B	24
			25.15	52.42 (27.27)	
7 Murray, Aubrey	FR	Drexel University	52.64	52.56 D2B	23
			25.26	52.56 (27.30)	
8 Frick, Celia D		Columbia University Women-MR	52.53	53.09	22
			25.46	53.09 (27.63)	
<b>B - Final</b>					
9 Kluge, Alena E		Columbia University Women-MR	52.81	52.28 D2B	20
			25.44	52.28 (26.84)	
10 Heider, Katrin	JR	Villanova University-MA	52.86	52.49 D2B	17
			25.54	52.49 (26.95)	
11 Mucciarone, Molly F	SO	United States Military Academy-M	52.92	52.87	16
			24.88	52.87 (27.99)	
12 Duguay, Claudia	FR	Drexel University	52.65	52.91	15
			25.42	52.91 (27.49)	
13 Randolph, Jessie A	FR	Villanova University-MA	53.10	52.95	14
			25.70	52.95 (27.25)	
14 Wuko, Rachel	SO	Saint Peters University-NJ	53.02	53.34	13
			25.23	53.34 (28.11)	
15 Toback, Gabbie N		Columbia University Women-MR	53.08	53.93	12
			25.45	53.93 (28.48)	
16 Ray, Christina M		Columbia University Women-MR	53.20	54.10	11
			25.89	54.10 (28.21)	
<b>C - Final</b>					
17 Stang, Emily Q	SO	West Chester University-MA	53.28	52.69 D2B	9
			25.51	52.69 (27.18)	
18 Sides, Sam E	JR	Wagner College-MR	53.37	52.73 D2B	7
			25.28	52.73 (27.45)	
19 Kim, Rachel	FR	United States Military Academy-M	53.28	53.01	6
			25.06	53.01 (27.95)	
20 Huang, Salena		Columbia University Women-MR	53.37	53.05	5
			25.91	53.05 (27.14)	
21 Patrick, Trudi D		Columbia University Women-MR	53.34	53.23	4
			25.67	53.23 (27.56)	

**Frank Elm Invitational 2013 - 11-22-2013 to 11-24-2013**Real time results at [www.besmarttinc.com](http://www.besmarttinc.com)

Follow Be Smartt Inc on Facebook!

**Results****C - Final ... (Women 100 Yard Freestyle)**

	<b>Name</b>	<b>Yr</b>	<b>School</b>	<b>Prelim Time</b>	<b>Finals Time</b>	<b>Points</b>
22	Grier, Megan	FR	United States Military Academy-M	53.40	53.76	3
	26.09	53.76 (27.67)				
23	Rondina, Corinne M	SO	Wagner College-MR	53.29	54.05	2
	25.44	54.05 (28.61)				
24	Phillips, Haileigh E	JR	United States Military Academy-M	53.50	54.67	1
	25.99	54.67 (28.68)				





## Frank Elm Invitational 2013 - 11-22-2013 to 11-24-2013

Real time results at www.besmarttinc.com

Follow Be Smartt Inc on Facebook!

## Results

## Women 100 Yard Freestyle

FELM: 50.03 &amp; 12-04-2005 Madison Kennedy

RU

47.84 D1A

50.22 D2A

50.23 D1B

52.73 D2B

Name	Yr	School	Seed Time	Prelim Time	
<b>Preliminaries</b>					
1 Gaffey, Mikaila M		Columbia University Women-MR	52.13	51.39	qD2B
	24.64	51.39 (26.75)			
2 Bentz, Brianna	JR	Drexel University	50.79	51.98	qD2B
	24.91	51.98 (27.07)			
3 Ketchmark, Meredith A	SR	Wagner College-MR	51.46	52.20	qD2B
	25.11	52.20 (27.09)			
4 Menendez, Sarah M	SR	Wagner College-MR	51.05	52.21	qD2B
	25.19	52.21 (27.02)			
5 Barone, Mia D	SR	West Chester University-MA	54.35	52.40	qD2B
	25.31	52.40 (27.09)			
6 Moser, Mary C	SR	Rutgers University Swimming-NJ	50.53	52.41	qD2B
	25.17	52.41 (27.24)			
7 Frick, Celia D		Columbia University Women-MR	52.23	52.53	qD2B
	25.44	52.53 (27.09)			
8 Hayward, Tess M	FR	West Chester University-MA	52.55	52.57	qD2B
	25.33	52.57 (27.24)			
9 Murray, Aubrey	FR	Drexel University	52.88	52.64	qD2B
	25.32	52.64 (27.32)			
10 Duguay, Claudia	FR	Drexel University	53.68	52.65	qD2B
	25.25	52.65 (27.40)			
11 Kluge, Alena E		Columbia University Women-MR	52.17	52.81	q
	25.75	52.81 (27.06)			
12 Heider, Katrin	JR	Villanova University-MA	50.33	52.86	q
	25.59	52.86 (27.27)			
13 Mucciarone, Molly F	SO	United States Military Academy-M	51.16	52.92	q
	24.97	52.92 (27.95)			
14 Wuko, Rachel	SO	Saint Peters University-NJ	52.50	53.02	q
	25.21	53.02 (27.81)			
15 Toback, Gabbie N		Columbia University Women-MR	53.20	53.08	q
	25.26	53.08 (27.82)			
16 Randolph, Jessie A	FR	Villanova University-MA	51.61	53.10	q
	25.83	53.10 (27.27)			
17 Ray, Christina M		Columbia University Women-MR	51.08	53.20	q
	25.54	53.20 (27.66)			
*18 Kim, Rachel	FR	United States Military Academy-M	52.50	53.28	q
	24.95	53.28 (28.33)			
*18 Stang, Emily Q	SO	West Chester University-MA	54.56	53.28	q
	25.65	53.28 (27.63)			
20 Rondina, Corinne M	SO	Wagner College-MR	52.89	53.29	q
	25.17	53.29 (28.12)			
21 Patrick, Trudi D		Columbia University Women-MR	53.63	53.34	q
	25.19	53.34 (28.15)			
*22 Huang, Salena		Columbia University Women-MR	51.13	53.37	q
	25.96	53.37 (27.41)			



## Frank Elm Invitational 2013 - 11-22-2013 to 11-24-2013

Real time results at [www.besmarttinc.com](http://www.besmarttinc.com)

Follow Be Smartt Inc on Facebook!

## Results

## Preliminaries ... (Women 100 Yard Freestyle)

Name	Yr	School	Seed Time	Prelim Time	
*22 Sides, Sam E	JR	Wagner College-MR	53.36	53.37	q
25.30		53.37 (28.07)			
24 Grier, Megan	FR	United States Military Academy-M	52.15	53.40	q
25.81		53.40 (27.59)			
25 Phillips, Haileigh E	JR	United States Military Academy-M	52.99	53.50	
25.64		53.50 (27.86)			
26 Cooney, Alexandra A	SR	Wagner College-MR	52.98	53.59	
25.54		53.59 (28.05)			
27 Hamilton, Grace A	SR	United States Military Academy-M	51.19	53.60	
25.77		53.60 (27.83)			
28 Pfaff, Morgan S	SO	Rutgers University Swimming-NJ	54.20	53.82	
25.92		53.82 (27.90)			
29 D'Arcy, Maggie L		Columbia University Women-MR	52.75	53.87	
25.87		53.87 (28.00)			
30 Corcoran, Megan K	SR	West Chester University-MA	54.00	53.94	
26.05		53.94 (27.89)			
31 Senko, Grace E		Columbia University Women-MR	54.11	54.12	
25.88		54.12 (28.24)			
32 Hamilton, Kelly	FR	United States Military Academy-M	53.26	54.21	
26.08		54.21 (28.13)			
33 Duggan, Katie	JR	Drexel University	51.99	54.24	
25.60		54.24 (28.64)			
34 Mayo, Emily A	FR	Villanova University-MA	52.71	54.25	
26.37		54.25 (27.88)			
35 Hardie, Fiona	SO	Villanova University-MA	51.75	54.27	
26.07		54.27 (28.20)			
36 Morris, Lily M		Columbia University Women-MR	52.03	54.28	
25.97		54.28 (28.31)			
37 Kiely, Meghan G	FR	Rutgers University Swimming-NJ	52.18	54.52	
25.95		54.52 (28.57)			
38 Grosso, Hannah	FR	United States Military Academy-M	53.40	54.61	
26.26		54.61 (28.35)			
39 Snyder, Mary C	FR	Villanova University-MA	52.18	54.62	
26.18		54.62 (28.44)			
40 Newton, Sophie M	SO	Rutgers University Swimming-NJ	51.62	54.66	
25.98		54.66 (28.68)			
*41 Gidzinski, Jess	JR	Drexel University	53.76	54.71	
26.27		54.71 (28.44)			
*41 Lau, Emily	FR	Drexel University	53.74	54.71	
26.12		54.71 (28.59)			
43 Kollanus, Kaisla	SO	Villanova University-MA	49.82	54.76	
26.36		54.76 (28.40)			
44 Tougas, Kristy P		Columbia University Women-MR	54.19	55.10	
26.18		55.10 (28.92)			
45 Coyne, Sarah L	SO	Rutgers University Swimming-NJ	50.83	55.15	
26.36		55.15 (28.79)			
46 Golshahr, Sara	FR	Drexel University	55.99	55.18	
26.93		55.18 (28.25)			
47 Haufler, Kristin M	FR	Villanova University-MA	52.98	55.21	
26.44		55.21 (28.77)			





## Frank Elm Invitational 2013 - 11-22-2013 to 11-24-2013

Real time results at [www.besmarttinc.com](http://www.besmarttinc.com)

Follow Be Smartt Inc on Facebook!

## Results

## Preliminaries ... (Women 100 Yard Freestyle)

Name	Yr	School	Seed Time	Prelim Time
48 Nihipali, Anu H 25.79	FR	Wagner College-MR	52.66	55.23
				55.23 (29.44)
49 Kudryashova, Julia R 26.19	SO	Rutgers University Swimming-NJ	53.89	55.43
				55.43 (29.24)
50 Shaw, Maggie J 26.73	SO	Wagner College-MR	54.12	55.63
				55.63 (28.90)
51 Conrad, Megan P 27.27	FR	Villanova University-MA	53.01	55.76
				55.76 (28.49)
52 Stanley, Kate E 27.71		Columbia University Women-MR	55.93	55.94
				55.94 (28.23)
53 Lord, Colleen E 27.00	FR	Villanova University-MA	53.09	56.11
				56.11 (29.11)
54 Walsh, Allie 26.51	FR	United States Military Academy-M	54.41	56.33
				56.33 (29.82)
55 Poderski, Karolina 27.62	SO	United States Military Academy-M	59.10	56.85
				56.85 (29.23)
56 Bumgardner, Hayden S 27.59	SO	Villanova University-MA	57.33	56.87
				56.87 (29.28)
57 Ng, Lauren Y 26.69	JR	United States Military Academy-M	55.04	57.15
				57.15 (30.46)
58 Fabrizio, Jess M 28.03	SO	United States Military Academy-M	56.08	57.36
				57.36 (29.33)
59 DiBenedetto, Megan M 27.30	SR	Wagner College-MR	57.60	57.60
				57.60 (30.30)
60 Jokubaitis, Cait E 28.26		Columbia University Women-MR	55.92	58.19
				58.19 (29.93)
61 Petrarca, Marisa K 27.66	FR	Wagner College-MR	59.00	59.26
				59.26 (31.60)
62 Corpuz, Michelle 29.19	JR	Saint Peters University-NJ	56.23	1:00.63
				1:00.63 (31.44)
--- Fraiman, Sivan		Columbia University Women-MR	54.13	NS
--- Shahar, Jen B		Columbia University Women-MR	52.74	NS



## Frank Elm Invitational 2013 - 11-22-2013 to 11-24-2013

Real time results at www.besmarttinc.com

Follow Be Smartt Inc on Facebook!

## Results

## Women 200 Yard Freestyle

FELM: 1:50.29 &amp; 11-17-2012 Kaisla Kollanus

Villanova

1:44.02 D1A

1:48.52 D2A

1:49.22 D1B

1:53.95 D2B

Name	Yr	School	Prelim Time	Finals Time	Points
<b>A - Final</b>					
1 Warmuth, Tiffany H		Columbia University Women-MR	1:52.19	1:49.95 & D2B	32
26.21	54.32 (28.11)	1:22.18 (27.86)	1:49.95 (27.77)		
2 Ketchmark, Meredith A	SR	Wagner College-MR	1:51.79	1:51.08 D2B	28
25.90	54.14 (28.24)	1:22.63 (28.49)	1:51.08 (28.45)		
3 Heider, Katrin	JR	Villanova University-MA	1:52.87	1:51.22 D2B	27
26.93	54.98 (28.05)	1:23.23 (28.25)	1:51.22 (27.99)		
4 Wu, Joanna W	SO	Rutgers University Swimming-NJ	1:52.28	1:51.53 D2B	26
26.63	54.56 (27.93)	1:23.64 (29.08)	1:51.53 (27.89)		
5 Menendez, Sarah M	SR	Wagner College-MR	1:53.12	1:51.73 D2B	25
26.24	54.60 (28.36)	1:23.53 (28.93)	1:51.73 (28.20)		
6 Murray, Aubrey	FR	Drexel University	1:52.62	1:52.43 D2B	24
26.12	54.37 (28.25)	1:23.26 (28.89)	1:52.43 (29.17)		
7 Beale, Natalie L	SO	United States Military Academy-M	1:52.83	1:52.81 D2B	23
26.25	54.69 (28.44)	1:23.83 (29.14)	1:52.81 (28.98)		
8 Barone, Mia D	SR	West Chester University-MA	1:52.57	1:53.28 D2B	22
26.70	55.29 (28.59)	1:23.96 (28.67)	1:53.28 (29.32)		
<b>B - Final</b>					
9 Gaffey, Mikaila M		Columbia University Women-MR	1:54.22	1:52.61 D2B	20
26.45	55.08 (28.63)	1:23.63 (28.55)	1:52.61 (28.98)		
10 Jurek, Sara H	JR	Villanova University-MA	1:54.16	1:53.47 D2B	17
27.01	55.85 (28.84)	1:24.91 (29.06)	1:53.47 (28.56)		
11 Frick, Celia D		Columbia University Women-MR	1:54.67	1:54.22	16
27.03	56.60 (29.57)	1:25.87 (29.27)	1:54.22 (28.35)		
12 Cooney, Alexandra A	SR	Wagner College-MR	1:54.53	1:54.25	15
26.43	55.74 (29.31)	1:25.21 (29.47)	1:54.25 (29.04)		
13 Mayo, Emily A	FR	Villanova University-MA	1:54.27	1:54.29	14
27.20	56.28 (29.08)	1:25.56 (29.28)	1:54.29 (28.73)		
14 Walley, Alexis J	JR	West Chester University-MA	1:54.36	1:54.37	13
26.80	55.65 (28.85)	1:24.87 (29.22)	1:54.37 (29.50)		
15 Senko, Grace E		Columbia University Women-MR	1:54.10	1:54.41	12
26.38	55.19 (28.81)	1:24.70 (29.51)	1:54.41 (29.71)		
16 D'Arcy, Maggie L		Columbia University Women-MR	1:54.61	1:54.93	11
27.09	56.19 (29.10)	1:25.70 (29.51)	1:54.93 (29.23)		
<b>C - Final</b>					
17 Drill, Sidney I		Columbia University Women-MR	1:55.94	1:53.29 D2B	9
27.42	55.98 (28.56)	1:24.46 (28.48)	1:53.29 (28.83)		
18 Hayward, Tess M	FR	West Chester University-MA	1:54.95	1:54.11	7
26.37	55.28 (28.91)	1:24.82 (29.54)	1:54.11 (29.29)		
19 Murtaugh, Codyanne	JR	West Chester University-MA	1:55.28	1:54.66	6
26.87	55.55 (28.68)	1:25.12 (29.57)	1:54.66 (29.54)		
20 Rogers, Shannon E	SO	United States Military Academy-M	1:55.58	1:55.19	5
27.18	56.49 (29.31)	1:26.37 (29.88)	1:55.19 (28.82)		
21 Baird, Grace G	FR	Wagner College-MR	1:56.03	1:55.45	4
26.99	56.31 (29.32)	1:25.99 (29.68)	1:55.45 (29.46)		



## Frank Elm Invitational 2013 - 11-22-2013 to 11-24-2013

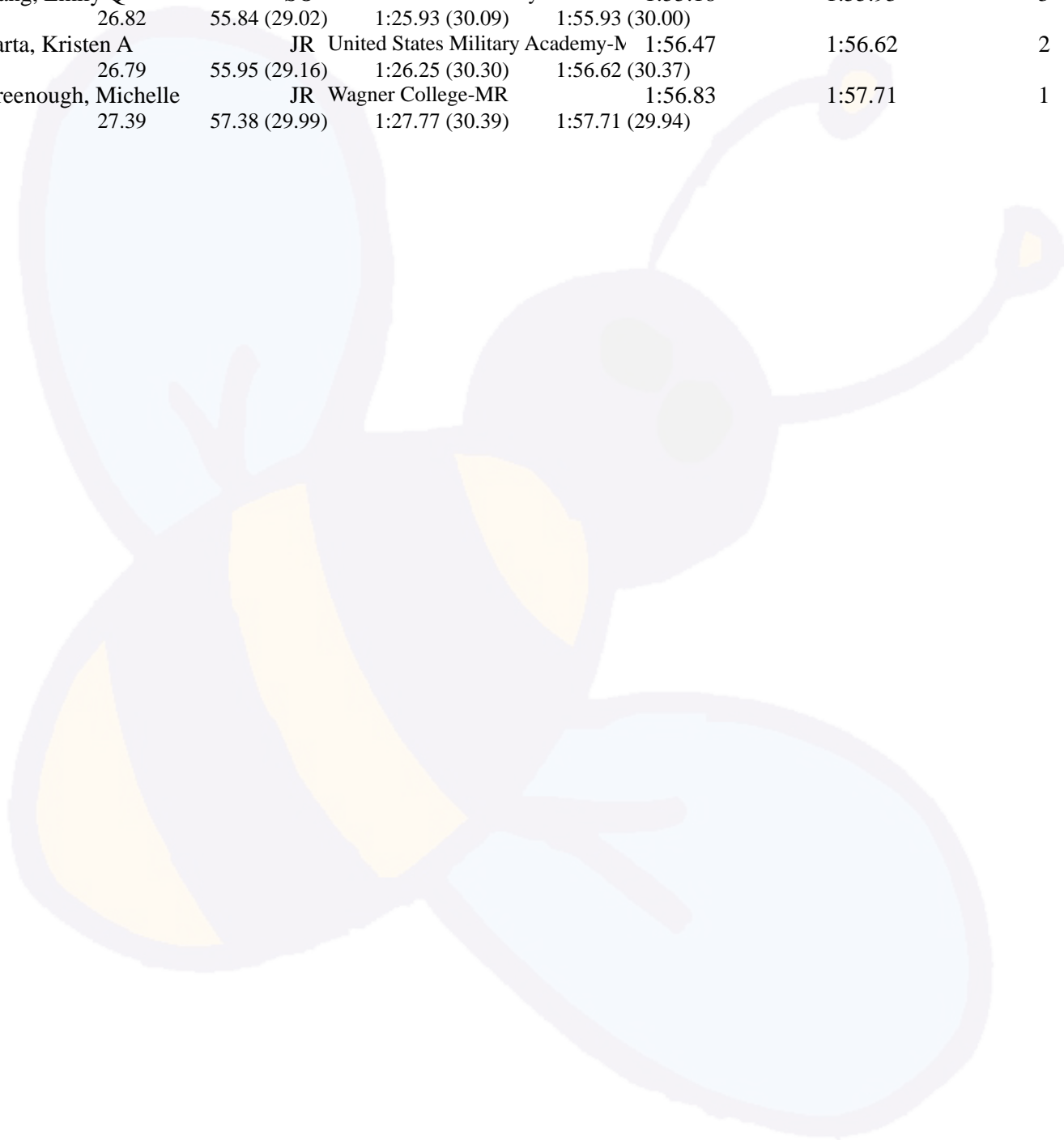
Real time results at [www.besmarttinc.com](http://www.besmarttinc.com)

Follow Be Smartt Inc on Facebook!

## Results

## C - Final ... (Women 200 Yard Freestyle)

	<b>Name</b>	<b>Yr</b>	<b>School</b>	<b>Prelim Time</b>	<b>Finals Time</b>	<b>Points</b>
22	Stang, Emily Q	SO	West Chester University-MA	1:55.18	1:55.93	3
	26.82	55.84 (29.02)	1:25.93 (30.09)	1:55.93 (30.00)		
23	Barta, Kristen A	JR	United States Military Academy-N	1:56.47	1:56.62	2
	26.79	55.95 (29.16)	1:26.25 (30.30)	1:56.62 (30.37)		
24	Greenough, Michelle	JR	Wagner College-MR	1:56.83	1:57.71	1
	27.39	57.38 (29.99)	1:27.77 (30.39)	1:57.71 (29.94)		





## Frank Elm Invitational 2013 - 11-22-2013 to 11-24-2013

Real time results at www.besmarttinc.com

Follow Be Smartt Inc on Facebook!

## Results

## Women 200 Yard Freestyle

FELM: 1:50.29 &amp; 11-17-2012 Kaisla Kollanus

Villanova

1:44.02 D1A

1:48.52 D2A

1:49.22 D1B

1:53.95 D2B

Name	Yr	School	Seed Time	Prelim Time	
<b>Preliminaries</b>					
1 Ketchmark, Meredith A	SR	Wagner College-MR	1:52.51	1:51.79	qD2B
26.17	54.48 (28.31)	1:23.07 (28.59)	1:51.79 (28.72)		
2 Warmuth, Tiffany H		Columbia University Women-MR	1:50.40	1:52.19	qD2B
26.71	55.86 (29.15)	1:24.43 (28.57)	1:52.19 (27.76)		
3 Wu, Joanna W	SO	Rutgers University Swimming-NJ	1:50.01	1:52.28	qD2B
26.69	55.03 (28.34)	1:23.93 (28.90)	1:52.28 (28.35)		
4 Barone, Mia D	SR	West Chester University-MA	1:58.58	1:52.57	qD2B
26.64	55.17 (28.53)	1:23.60 (28.43)	1:52.57 (28.97)		
5 Murray, Aubrey	FR	Drexel University	1:52.23	1:52.62	qD2B
26.21	54.52 (28.31)	1:23.54 (29.02)	1:52.62 (29.08)		
6 Beale, Natalie L	SO	United States Military Academy-M	1:52.37	1:52.83	qD2B
26.26	54.90 (28.64)	1:24.10 (29.20)	1:52.83 (28.73)		
7 Heider, Katrin	JR	Villanova University-MA	1:48.06	1:52.87	qD2B
26.90	55.61 (28.71)	1:24.57 (28.96)	1:52.87 (28.30)		
8 Menendez, Sarah M	SR	Wagner College-MR	1:51.47	1:53.12	qD2B
26.23	54.85 (28.62)	1:23.97 (29.12)	1:53.12 (29.15)		
9 Senko, Grace E		Columbia University Women-MR	1:50.82	1:54.10	q
26.48	55.42 (28.94)	1:24.68 (29.26)	1:54.10 (29.42)		
10 Jurek, Sara H	JR	Villanova University-MA	1:49.10	1:54.16	q
26.74	55.73 (28.99)	1:25.34 (29.61)	1:54.16 (28.82)		
11 Gaffey, Mikaila M		Columbia University Women-MR	1:56.13	1:54.22	q
25.98	54.32 (28.34)	1:23.83 (29.51)	1:54.22 (30.39)		
12 Mayo, Emily A	FR	Villanova University-MA	1:50.17	1:54.27	q
26.98	55.76 (28.78)	1:25.20 (29.44)	1:54.27 (29.07)		
13 Walley, Alexis J	JR	West Chester University-MA	1:56.55	1:54.36	q
26.06	54.56 (28.50)	1:24.29 (29.73)	1:54.36 (30.07)		
14 Cooney, Alexandra A	SR	Wagner College-MR	1:52.02	1:54.53	q
26.69	56.16 (29.47)	1:25.26 (29.10)	1:54.53 (29.27)		
15 D'Arcy, Maggie L		Columbia University Women-MR	1:51.24	1:54.61	q
27.28	56.40 (29.12)	1:25.47 (29.07)	1:54.61 (29.14)		
16 Frick, Celia D		Columbia University Women-MR	1:55.13	1:54.67	q
26.90	56.51 (29.61)	1:25.74 (29.23)	1:54.67 (28.93)		
17 Hayward, Tess M	FR	West Chester University-MA	1:59.55	1:54.95	q
26.29	55.50 (29.21)	1:25.14 (29.64)	1:54.95 (29.81)		
18 Stang, Emily Q	SO	West Chester University-MA	1:57.13	1:55.18	q
27.00	56.39 (29.39)	1:25.87 (29.48)	1:55.18 (29.31)		
19 Murtaugh, Codyanne	JR	West Chester University-MA	1:55.55	1:55.28	q
26.92	55.79 (28.87)	1:25.57 (29.78)	1:55.28 (29.71)		
20 Rogers, Shannon E	SO	United States Military Academy-M	1:54.00	1:55.58	q
27.13	56.48 (29.35)	1:26.26 (29.78)	1:55.58 (29.32)		
21 Drill, Sidney I		Columbia University Women-MR	1:51.51	1:55.94	q
27.43	56.79 (29.36)	1:26.09 (29.30)	1:55.94 (29.85)		
22 Baird, Grace G	FR	Wagner College-MR	1:54.33	1:56.03	q
27.15	56.44 (29.29)	1:26.38 (29.94)	1:56.03 (29.65)		



## Frank Elm Invitational 2013 - 11-22-2013 to 11-24-2013

Real time results at [www.besmarttinc.com](http://www.besmarttinc.com)

Follow Be Smartt Inc on Facebook!

## Results

## Preliminaries ... (Women 200 Yard Freestyle)

Name	Yr	School	Seed Time	Prelim Time	
23 Barta, Kristen A	JR	United States Military Academy-M	1:52.35	1:56.47	q
26.65	55.83 (29.18)	1:25.86 (30.03)	1:56.47 (30.61)		
24 Greenough, Michelle	JR	Wagner College-MR	1:54.54	1:56.83	q
27.04	56.68 (29.64)	1:26.83 (30.15)	1:56.83 (30.00)		
25 Grier, Megan	FR	United States Military Academy-M	1:53.21	1:57.04	
27.20	56.80 (29.60)	1:27.09 (30.29)	1:57.04 (29.95)		
26 Feeley, Ellie S		Columbia University Women-MR	1:55.42	1:57.10	
27.23	56.46 (29.23)	1:26.73 (30.27)	1:57.10 (30.37)		
27 Toback, Gabbie N		Columbia University Women-MR	1:55.13	1:57.12	
27.04	56.58 (29.54)	1:26.98 (30.40)	1:57.12 (30.14)		
28 Shaw, Maggie J	SO	Wagner College-MR	1:54.75	1:57.14	
27.12	56.58 (29.46)	1:26.80 (30.22)	1:57.14 (30.34)		
29 McGeary, Mackey E	SR	West Chester University-MA	1:58.55	1:57.15	
27.62	57.14 (29.52)	1:26.92 (29.78)	1:57.15 (30.23)		
30 Bertelsen, Corinna E		Columbia University Women-MR	1:55.13	1:57.24	
27.85	57.90 (30.05)	1:27.76 (29.86)	1:57.24 (29.48)		
31 Ruberti, Annemarie	SO	West Chester University-MA	1:58.39	1:57.30	
26.82	55.81 (28.99)	1:26.17 (30.36)	1:57.30 (31.13)		
32 Asselin, Chantal Y	FR	Rutgers University Swimming-NJ	1:55.89	1:57.35	
27.83	57.23 (29.40)	1:27.24 (30.01)	1:57.35 (30.11)		
33 Barron, Dani M	SO	West Chester University-MA	1:58.55	1:57.39	
27.88	57.62 (29.74)	1:27.65 (30.03)	1:57.39 (29.74)		
34 Guinee, Brittany A	SR	Rutgers University Swimming-NJ	1:56.09	1:57.90	
27.06	56.71 (29.65)	1:27.87 (31.16)	1:57.90 (30.03)		
35 Gidzinski, Jess	JR	Drexel University	1:55.99	1:58.21	
26.82	56.29 (29.47)	1:27.00 (30.71)	1:58.21 (31.21)		
36 Wallace, Courtney A	SR	West Chester University-MA	1:58.55	1:58.34	
27.90	57.66 (29.76)	1:27.77 (30.11)	1:58.34 (30.57)		
37 Rolin, Chelsea N	SR	Rutgers University Swimming-NJ	1:50.12	1:58.47	
26.51	55.99 (29.48)	1:27.00 (31.01)	1:58.47 (31.47)		
38 McKeon, Mallory G		Columbia University Women-MR	1:56.13	1:58.53	
27.18	57.13 (29.95)	1:27.91 (30.78)	1:58.53 (30.62)		
39 Corcoran, Megan K	SR	West Chester University-MA	1:57.55	1:58.54	
27.15	56.68 (29.53)	1:27.08 (30.40)	1:58.54 (31.46)		
40 Coyne, Sarah L	SO	Rutgers University Swimming-NJ	1:51.42	1:59.02	
27.05	57.32 (30.27)	1:28.54 (31.22)	1:59.02 (30.48)		
41 Tougas, Kristy P		Columbia University Women-MR	1:53.77	1:59.29	
27.67	57.91 (30.24)	1:28.75 (30.84)	1:59.29 (30.54)		
42 Kalibat, Kristiana	SR	Wagner College-MR	1:55.14	1:59.38	
27.34	57.12 (29.78)	1:28.14 (31.02)	1:59.38 (31.24)		
43 Rondina, Corinne M	SO	Wagner College-MR	1:58.13	1:59.62	
27.49	58.01 (30.52)	1:28.65 (30.64)	1:59.62 (30.97)		
44 Zebker, Molly S		Columbia University Women-MR	1:57.13	1:59.70	
28.27	58.75 (30.48)	1:29.64 (30.89)	1:59.70 (30.06)		
45 Fraiman, Sivan		Columbia University Women-MR	1:56.13	1:59.79	
27.41	57.32 (29.91)	1:28.41 (31.09)	1:59.79 (31.38)		
46 Grosso, Hannah	FR	United States Military Academy-M	1:59.00	1:59.88	
27.57	58.18 (30.61)	1:29.08 (30.90)	1:59.88 (30.80)		
*47 Lopez, Alma	SR	Saint Peters University-NJ	1:58.65	1:59.91	
28.37	58.48 (30.11)	1:29.45 (30.97)	1:59.91 (30.46)		

**Frank Elm Invitational 2013 - 11-22-2013 to 11-24-2013**Real time results at [www.besmarttinc.com](http://www.besmarttinc.com)

Follow Be Smartt Inc on Facebook!

**Results****Preliminaries ... (Women 200 Yard Freestyle)**

<b>Name</b>	<b>Yr</b>	<b>School</b>	<b>Seed Time</b>	<b>Prelim Time</b>
*47 Hamilton, Grace A	SR	United States Military Academy-M	1:52.79	1:59.91
27.32	57.62 (30.30)	1:28.79 (31.17)	1:59.91 (31.12)	
49 Patrick, Trudi D		Columbia University Women-MR	1:56.13	2:00.36
27.07	57.27 (30.20)	1:28.92 (31.65)	2:00.36 (31.44)	
50 Kudryashova, Julia R	SO	Rutgers University Swimming-NJ	1:57.89	2:00.61
28.43	58.94 (30.51)	1:29.62 (30.68)	2:00.61 (30.99)	
51 Lord, Colleen E	FR	Villanova University-MA	1:54.13	2:00.76
28.21	58.47 (30.26)	1:29.62 (31.15)	2:00.76 (31.14)	
52 Nuszkowski, Danielle	FR	United States Military Academy-M	1:52.52	2:00.96
28.15	58.69 (30.54)	1:29.92 (31.23)	2:00.96 (31.04)	
53 Brottman, Barbra J	FR	Rutgers University Swimming-NJ	1:57.98	2:01.03
28.44	59.03 (30.59)	1:30.42 (31.39)	2:01.03 (30.61)	
54 Kiely, Meghan G	FR	Rutgers University Swimming-NJ	1:56.67	2:01.34
27.31	58.05 (30.74)	1:29.69 (31.64)	2:01.34 (31.65)	
55 Trussell, Kelly	JR	Drexel University	2:00.96	2:02.34
29.08	59.85 (30.77)	1:31.10 (31.25)	2:02.34 (31.24)	
56 Golshahr, Sara	FR	Drexel University	1:58.77	2:03.56
27.30	57.76 (30.46)	1:30.66 (32.90)	2:03.56 (32.90)	
57 Boland, Katie E		Columbia University Women-MR	2:05.63	2:03.62
28.87	1:00.19 (31.32)	1:31.96 (31.77)	2:03.62 (31.66)	
58 Petrelis, Christina	SO	Saint Peters University-NJ	2:00.00	2:06.09
29.29	1:00.93 (31.64)	1:33.36 (32.43)	2:06.09 (32.73)	
59 DiBenedetto, Megan M	SR	Wagner College-MR	2:06.71	2:06.53
28.52	1:00.23 (31.71)	1:33.24 (33.01)	2:06.53 (33.29)	
60 Fredrickson, Malia	JR	Saint Peters University-NJ	2:06.56	2:08.69
29.77	1:02.01 (32.24)	1:35.30 (33.29)	2:08.69 (33.39)	
--- Stanley, Kate E		Columbia University Women-MR	2:05.13	SCR



## Frank Elm Invitational 2013 - 11-22-2013 to 11-24-2013

Real time results at www.besmarttinc.com

Follow Be Smartt Inc on Facebook!

## Results

## Women 500 Yard Freestyle

FELM: 4:49.88 &amp; 11-16-2012 Roxy Tammadge

Villanova

4:38.46 D1A

4:52.41 D1B

4:53.05 D2A

5:07.71 D2B

Name	Yr	School	Prelim Time	Finals Time	Points
<b>A - Final</b>					
1 Wu, Joanna W	SO	Rutgers University Swimming-NJ	4:58.39	4:55.16	D2B 32
27.54	57.13 (29.59)	1:27.30 (30.17)	1:57.33 (30.03)		
2:27.53 (30.20)	2:57.53 (30.00)	3:27.18 (29.65)	3:56.62 (29.44)		
4:25.94 (29.32)	4:55.16 (29.22)				
2 Carastro, Lauren B	JR	West Chester University-MA	4:56.14	4:57.32	D2B 28
26.88	55.84 (28.96)	1:25.37 (29.53)	1:55.13 (29.76)		
2:25.23 (30.10)	2:55.41 (30.18)	3:25.82 (30.41)	3:56.63 (30.81)		
4:27.15 (30.52)	4:57.32 (30.17)				
3 Lucia, Amanda M	SO	Wagner College-MR	5:02.59	4:58.37	D2B 27
27.08	56.70 (29.62)	1:27.04 (30.34)	1:57.49 (30.45)		
2:27.70 (30.21)	2:58.16 (30.46)	3:28.54 (30.38)	3:58.81 (30.27)		
4:28.94 (30.13)	4:58.37 (29.43)				
4 Mayo, Emily A	FR	Villanova University-MA	5:03.90	4:59.35	D2B 26
28.09	58.35 (30.26)	1:28.67 (30.32)	1:59.17 (30.50)		
2:29.75 (30.58)	3:00.05 (30.30)	3:30.62 (30.57)	4:00.65 (30.03)		
4:30.47 (29.82)	4:59.35 (28.88)				
5 Walley, Alexis J	JR	West Chester University-MA	4:59.96	4:59.38	D2B 25
27.02	56.09 (29.07)	1:25.91 (29.82)	1:56.06 (30.15)		
2:26.29 (30.23)	2:56.72 (30.43)	3:27.61 (30.89)	3:58.39 (30.78)		
4:29.06 (30.67)	4:59.38 (30.32)				
6 Baird, Grace G	FR	Wagner College-MR	5:02.37	4:59.42	D2B 24
27.20	56.54 (29.34)	1:26.13 (29.59)	1:56.20 (30.07)		
2:26.37 (30.17)	2:56.80 (30.43)	3:27.45 (30.65)	3:58.36 (30.91)		
4:29.37 (31.01)	4:59.42 (30.05)				
7 Murtaugh, Codyanne	JR	West Chester University-MA	5:00.39	5:02.51	D2B 23
27.33	56.88 (29.55)	1:27.01 (30.13)	1:57.68 (30.67)		
2:28.46 (30.78)	2:59.43 (30.97)	3:30.30 (30.87)	4:01.47 (31.17)		
4:32.57 (31.10)	5:02.51 (29.94)				
8 Beale, Natalie L	SO	United States Military Academy-M	5:04.07	5:07.01	D2B 22
27.63	57.39 (29.76)	1:27.92 (30.53)	1:58.87 (30.95)		
2:29.75 (30.88)	3:00.70 (30.95)	3:32.06 (31.36)	4:03.58 (31.52)		
4:35.38 (31.80)	5:07.01 (31.63)				
<b>B - Final</b>					
9 Menendez, Sarah M	SR	Wagner College-MR	5:06.68	5:01.20	D2B 20
27.53	57.01 (29.48)	1:27.17 (30.16)	1:57.68 (30.51)		
2:28.61 (30.93)	2:59.54 (30.93)	3:30.37 (30.83)	4:01.18 (30.81)		
4:31.71 (30.53)	5:01.20 (29.49)				
10 Cooney, Alexandra A	SR	Wagner College-MR	5:05.10	5:03.53	D2B 17
26.97	57.00 (30.03)	1:27.77 (30.77)	1:58.91 (31.14)		
2:29.95 (31.04)	3:01.31 (31.36)	3:32.55 (31.24)	4:03.61 (31.06)		
4:34.52 (30.91)	5:03.53 (29.01)				
11 Merkle, Erin S	FR	Villanova University-MA	5:06.05	5:03.99	D2B 16
28.07	58.52 (30.45)	1:29.66 (31.14)	2:00.97 (31.31)		
2:32.19 (31.22)	3:03.60 (31.41)	3:34.43 (30.83)	4:04.86 (30.43)		
4:35.09 (30.23)	5:03.99 (28.90)				



## Frank Elm Invitational 2013 - 11-22-2013 to 11-24-2013

Real time results at [www.besmarttinc.com](http://www.besmarttinc.com)

Follow Be Smartt Inc on Facebook!

## Results

## B - Final ... (Women 500 Yard Freestyle)

	Name	Yr	School	Prelim Time	Finals Time		Points
12	Shaw, Maggie J	SO	Wagner College-MR	5:07.36	5:05.42	D2B	15
	27.89	58.33 (30.44)	1:29.06 (30.73)	1:59.86 (30.80)			
	2:31.19 (31.33)	3:02.30 (31.11)	3:33.45 (31.15)	4:04.56 (31.11)			
	4:35.44 (30.88)	5:05.42 (29.98)					
13	Barron, Dani M	SO	West Chester University-MA	5:05.91	5:07.73		14
	28.43	58.98 (30.55)	1:30.04 (31.06)	2:01.16 (31.12)			
	2:32.74 (31.58)	3:04.03 (31.29)	3:35.11 (31.08)	4:06.17 (31.06)			
	4:37.18 (31.01)	5:07.73 (30.55)					
14	McGeary, Mackey E	SR	West Chester University-MA	5:09.29	5:08.28		13
	28.65	59.21 (30.56)	1:30.00 (30.79)	2:00.84 (30.84)			
	2:32.10 (31.26)	3:03.27 (31.17)	3:34.50 (31.23)	4:05.87 (31.37)			
	4:37.38 (31.51)	5:08.28 (30.90)					
15	Greenough, Michelle	JR	Wagner College-MR	5:07.98	5:08.90		12
	28.16	58.98 (30.82)	1:30.50 (31.52)	2:01.86 (31.36)			
	2:33.11 (31.25)	3:04.41 (31.30)	3:35.85 (31.44)	4:07.16 (31.31)			
	4:38.67 (31.51)	5:08.90 (30.23)					
16	Snyder, Mary C	FR	Villanova University-MA	5:09.84	5:09.00		11
	28.16	58.88 (30.72)	1:30.20 (31.32)	2:01.65 (31.45)			
	2:33.18 (31.53)	3:04.72 (31.54)	3:36.46 (31.74)	4:07.96 (31.50)			
	4:39.37 (31.41)	5:09.00 (29.63)					
<b>C - Final</b>							
17	Guinee, Brittany A	SR	Rutgers University Swimming-NJ	5:10.50	5:07.01	D2B	9
	27.84	58.56 (30.72)	1:29.41 (30.85)	2:00.25 (30.84)			
	2:31.56 (31.31)	3:02.73 (31.17)	3:33.41 (30.68)	4:04.66 (31.25)			
	4:36.32 (31.66)	5:07.01 (30.69)					
18	Rolin, Chelsea N	SR	Rutgers University Swimming-NJ	5:13.57	5:08.96		7
	27.93	58.38 (30.45)	1:29.42 (31.04)	2:00.37 (30.95)			
	2:31.41 (31.04)	3:02.79 (31.38)	3:34.43 (31.64)	4:06.33 (31.90)			
	4:38.11 (31.78)	5:08.96 (30.85)					
19	Kinley, Kate K	SO	United States Military Academy-M	5:11.89	5:10.55		6
	28.40	59.37 (30.97)	1:30.61 (31.24)	2:01.98 (31.37)			
	2:33.66 (31.68)	3:05.55 (31.89)	3:37.46 (31.91)	4:08.90 (31.44)			
	4:40.24 (31.34)	5:10.55 (30.31)					
20	Nuskowski, Danielle	FR	United States Military Academy-M	5:12.14	5:11.83		5
	28.30	59.67 (31.37)	1:31.53 (31.86)	2:03.10 (31.57)			
	2:34.78 (31.68)	3:06.55 (31.77)	3:38.32 (31.77)	4:10.26 (31.94)			
	4:41.77 (31.51)	5:11.83 (30.06)					
21	Ruberti, Annemarie	SO	West Chester University-MA	5:10.79	5:11.91		4
	28.11	58.87 (30.76)	1:29.64 (30.77)	2:01.22 (31.58)			
	2:32.97 (31.75)	3:04.70 (31.73)	3:36.50 (31.80)	4:08.58 (32.08)			
	4:40.66 (32.08)	5:11.91 (31.25)					
22	Kalibat, Kristiana	SR	Wagner College-MR	5:13.70	5:13.20		3
	28.00	58.55 (30.55)	1:29.66 (31.11)	2:01.49 (31.83)			
	2:33.33 (31.84)	3:05.01 (31.68)	3:36.95 (31.94)	4:09.27 (32.32)			
	4:41.53 (32.26)	5:13.20 (31.67)					
23	Lee, Brogan D	JR	Rutgers University Swimming-NJ	5:10.34	5:13.98		2
	28.37	59.10 (30.73)	1:30.32 (31.22)	2:01.97 (31.65)			
	2:34.05 (32.08)	3:06.18 (32.13)	3:38.01 (31.83)	4:10.22 (32.21)			
	4:42.38 (32.16)	5:13.98 (31.60)					





**Frank Elm Invitational 2013 - 11-22-2013 to 11-24-2013**


**Real time results at [www.besmarttinc.com](http://www.besmarttinc.com)**

**Follow Be Smartt Inc on Facebook!**

**Results**

**C - Final ... (Women 500 Yard Freestyle)**

	<b>Name</b>	<b>Yr</b>	<b>School</b>	<b>Prelim Time</b>	<b>Finals Time</b>	<b>Points</b>
24	Antilla, Josette P	JR	United States Military Academy-M	5:12.80	5:16.41	1
	28.57	59.50 (30.93)	1:31.15 (31.65)	2:02.97 (31.82)		
	2:34.71 (31.74)	3:06.57 (31.86)	3:38.66 (32.09)	4:11.24 (32.58)		
	4:43.84 (32.60)	5:16.41 (32.57)				





## Frank Elm Invitational 2013 - 11-22-2013 to 11-24-2013

Real time results at [www.besmarttinc.com](http://www.besmarttinc.com)

Follow Be Smartt Inc on Facebook!

## Results

## Women 500 Yard Freestyle

FELM: 4:49.88 &amp; 11-16-2012 Roxy Tammadge

Villanova

4:38.46 D1A

4:52.41 D1B

4:53.05 D2A

5:07.71 D2B

Name	Yr	School	Seed Time	Prelim Time
<b>Preliminaries</b>				
1 Carastro, Lauren B	JR	West Chester University-MA	5:11.92	4:56.14 qD2B
27.02	56.02 (29.00)	1:25.67 (29.65)	1:55.54 (29.87)	
2:25.64 (30.10)	2:55.85 (30.21)	3:26.14 (30.29)	3:56.44 (30.30)	
4:26.60 (30.16)	4:56.14 (29.54)			
2 Wu, Joanna W	SO	Rutgers University Swimming-NJ	4:49.99	4:58.39 qD2B
27.38	57.48 (30.10)	1:27.98 (30.50)	1:58.58 (30.60)	
2:28.88 (30.30)	2:59.30 (30.42)	3:29.10 (29.80)	3:58.86 (29.76)	
4:29.10 (30.24)	4:58.39 (29.29)			
3 Walley, Alexis J	JR	West Chester University-MA	5:05.55	4:59.96 qD2B
27.05	56.56 (29.51)	1:26.31 (29.75)	1:56.59 (30.28)	
2:26.77 (30.18)	2:57.23 (30.46)	3:28.02 (30.79)	3:59.02 (31.00)	
4:29.74 (30.72)	4:59.96 (30.22)			
4 Murtaugh, Codyanne	JR	West Chester University-MA	5:05.00	5:00.39 qD2B
27.57	56.88 (29.31)	1:26.77 (29.89)	1:56.99 (30.22)	
2:27.51 (30.52)	2:57.95 (30.44)	3:28.63 (30.68)	3:59.51 (30.88)	
4:30.19 (30.68)	5:00.39 (30.20)			
5 Baird, Grace G	FR	Wagner College-MR	4:58.68	5:02.37 qD2B
27.10	56.37 (29.27)	1:26.14 (29.77)	1:56.54 (30.40)	
2:27.23 (30.69)	2:57.92 (30.69)	3:28.97 (31.05)	4:00.18 (31.21)	
4:31.64 (31.46)	5:02.37 (30.73)			
6 Lucia, Amanda M	SO	Wagner College-MR	4:57.68	5:02.59 qD2B
26.86	56.60 (29.74)	1:27.15 (30.55)	1:57.84 (30.69)	
2:28.26 (30.42)	2:59.53 (31.27)	3:30.26 (30.73)	4:01.09 (30.83)	
4:32.27 (31.18)	5:02.59 (30.32)			
7 Mayo, Emily A	FR	Villanova University-MA	4:52.32	5:03.90 qD2B
27.91	58.36 (30.45)	1:29.54 (31.18)	2:00.89 (31.35)	
2:32.36 (31.47)	3:03.58 (31.22)	3:34.66 (31.08)	4:05.37 (30.71)	
4:35.30 (29.93)	5:03.90 (28.60)			
8 Beale, Natalie L	SO	United States Military Academy-M	4:57.74	5:04.07 qD2B
26.93	56.22 (29.29)	1:26.42 (30.20)	1:57.15 (30.73)	
2:28.26 (31.11)	2:59.96 (31.70)	3:31.63 (31.67)	4:03.20 (31.57)	
4:34.24 (31.04)	5:04.07 (29.83)			
9 Cooney, Alexandra A	SR	Wagner College-MR	4:58.72	5:05.10 qD2B
27.15	57.12 (29.97)	1:27.30 (30.18)	1:58.22 (30.92)	
2:29.30 (31.08)	3:00.20 (30.90)	3:31.40 (31.20)	4:02.97 (31.57)	
4:34.44 (31.47)	5:05.10 (30.66)			
10 Barron, Dani M	SO	West Chester University-MA	5:21.80	5:05.91 qD2B
28.26	58.57 (30.31)	1:29.52 (30.95)	2:00.40 (30.88)	
2:31.50 (31.10)	3:02.56 (31.06)	3:33.74 (31.18)	4:04.84 (31.10)	
4:35.64 (30.80)	5:05.91 (30.27)			
11 Merkle, Erin S	FR	Villanova University-MA	4:57.88	5:06.05 qD2B
27.82	58.47 (30.65)	1:29.58 (31.11)	2:00.76 (31.18)	
2:32.03 (31.27)	3:03.37 (31.34)	3:34.54 (31.17)	4:05.40 (30.86)	
4:36.15 (30.75)	5:06.05 (29.90)			



## Frank Elm Invitational 2013 - 11-22-2013 to 11-24-2013

Real time results at [www.besmarttinc.com](http://www.besmarttinc.com)

Follow Be Smartt Inc on Facebook!

## Results

## Preliminaries ... (Women 500 Yard Freestyle)

Name	Yr	School	Seed Time	Prelim Time	
12 Menendez, Sarah M	SR	Wagner College-MR	4:59.00	5:06.68	qD2B
26.92	56.77 (29.85)	1:27.34 (30.57)	1:58.37 (31.03)		
2:29.70 (31.33)	3:01.32 (31.62)	3:32.99 (31.67)	4:04.48 (31.49)		
4:36.07 (31.59)	5:06.68 (30.61)				
13 Shaw, Maggie J	SO	Wagner College-MR	5:06.67	5:07.36	qD2B
27.73	57.77 (30.04)	1:28.37 (30.60)	1:59.30 (30.93)		
2:30.65 (31.35)	3:02.17 (31.52)	3:33.72 (31.55)	4:05.12 (31.40)		
4:36.51 (31.39)	5:07.36 (30.85)				
14 Greenough, Michelle	JR	Wagner College-MR	5:06.21	5:07.98	q
28.13	59.17 (31.04)	1:30.65 (31.48)	2:02.01 (31.36)		
2:33.42 (31.41)	3:04.17 (30.75)	3:35.47 (31.30)	4:06.73 (31.26)		
4:37.64 (30.91)	5:07.98 (30.34)				
15 McGeary, Mackey E	SR	West Chester University-MA	5:22.85	5:09.29	q
27.79	57.99 (30.20)	1:28.93 (30.94)	2:00.01 (31.08)		
2:31.32 (31.31)	3:02.79 (31.47)	3:34.81 (32.02)	4:06.41 (31.60)		
4:38.16 (31.75)	5:09.29 (31.13)				
16 Snyder, Mary C	FR	Villanova University-MA	4:58.51	5:09.84	q
27.98	58.89 (30.91)	1:30.36 (31.47)	2:02.19 (31.83)		
2:33.85 (31.66)	3:05.48 (31.63)	3:37.24 (31.76)	4:08.85 (31.61)		
4:40.13 (31.28)	5:09.84 (29.71)				
17 Lee, Brogan D	JR	Rutgers University Swimming-NJ	4:59.42	5:10.34	q
28.69	59.26 (30.57)	1:30.50 (31.24)	2:02.07 (31.57)		
2:33.63 (31.56)	3:05.24 (31.61)	3:36.89 (31.65)	4:08.59 (31.70)		
4:39.96 (31.37)	5:10.34 (30.38)				
18 Guinee, Brittany A	SR	Rutgers University Swimming-NJ	4:58.97	5:10.50	q
27.84	58.32 (30.48)	1:29.43 (31.11)	2:01.03 (31.60)		
2:32.76 (31.73)	3:04.21 (31.45)	3:35.56 (31.35)	4:07.29 (31.73)		
4:39.10 (31.81)	5:10.50 (31.40)				
19 Ruberti, Annemarie	SO	West Chester University-MA	5:17.70	5:10.79	q
28.01	58.75 (30.74)	1:29.73 (30.98)	2:00.86 (31.13)		
2:32.35 (31.49)	3:04.21 (31.86)	3:36.36 (32.15)	4:08.17 (31.81)		
4:39.88 (31.71)	5:10.79 (30.91)				
20 Kinley, Kate K	SO	United States Military Academy-N	5:08.10	5:11.89	q
28.25	59.14 (30.89)	1:30.52 (31.38)	2:02.07 (31.55)		
2:33.49 (31.42)	3:04.79 (31.30)	3:36.67 (31.88)	4:08.86 (32.19)		
4:40.70 (31.84)	5:11.89 (31.19)				
21 Nuskowski, Danielle	FR	United States Military Academy-N	4:56.22	5:12.14	q
27.87	58.44 (30.57)	1:29.35 (30.91)	2:00.73 (31.38)		
2:32.21 (31.48)	3:04.03 (31.82)	3:36.38 (32.35)	4:08.82 (32.44)		
4:41.08 (32.26)	5:12.14 (31.06)				
22 Antilla, Josette P	JR	United States Military Academy-N	5:04.97	5:12.80	q
28.97	59.95 (30.98)	1:31.46 (31.51)	2:03.32 (31.86)		
2:34.76 (31.44)	3:06.87 (32.11)	3:38.56 (31.69)	4:10.87 (32.31)		
4:42.71 (31.84)	5:12.80 (30.09)				
23 Rolin, Chelsea N	SR	Rutgers University Swimming-NJ	4:51.52	5:13.57	q
27.97	58.94 (30.97)	1:30.79 (31.85)	2:02.62 (31.83)		
2:34.42 (31.80)	3:06.19 (31.77)	3:37.97 (31.78)	4:09.96 (31.99)		
4:41.88 (31.92)	5:13.57 (31.69)				
24 Kalibat, Kristiana	SR	Wagner College-MR	5:07.87	5:13.70	q
28.25	58.87 (30.62)	1:30.41 (31.54)	2:02.29 (31.88)		
2:34.23 (31.94)	3:06.12 (31.89)	3:37.69 (31.57)	4:09.98 (32.29)		
4:42.23 (32.25)	5:13.70 (31.47)				



## Frank Elm Invitational 2013 - 11-22-2013 to 11-24-2013

Real time results at [www.besmarttinc.com](http://www.besmarttinc.com)

Follow Be Smartt Inc on Facebook!

## Results

## Preliminaries ... (Women 500 Yard Freestyle)

	Name	Yr	School	Seed Time	Prelim Time
25	Wallace, Courtney A	SR	West Chester University-MA	5:18.55	5:13.73
	28.81	59.38 (30.57)	1:30.77 (31.39)	2:02.29 (31.52)	
	2:34.23 (31.94)	3:06.20 (31.97)	3:38.19 (31.99)	4:10.14 (31.95)	
	4:42.23 (32.09)	5:13.73 (31.50)			
26	Clay, Jen K	SO	United States Military Academy-M	5:06.65	5:14.15
	28.90	59.74 (30.84)	1:31.00 (31.26)	2:03.20 (32.20)	
	2:34.68 (31.48)	3:06.59 (31.91)	3:37.93 (31.34)	4:09.89 (31.96)	
	4:41.87 (31.98)	5:14.15 (32.28)			
27	Asselin, Chantal Y	FR	Rutgers University Swimming-NJ	5:04.89	5:14.18
	28.78	59.89 (31.11)	1:31.72 (31.83)	2:03.63 (31.91)	
	2:35.57 (31.94)	3:07.38 (31.81)	3:38.73 (31.35)	4:10.49 (31.76)	
	4:42.62 (32.13)	5:14.18 (31.56)			
28	Rogers, Shannon E	SO	United States Military Academy-M	4:58.66	5:14.77
	28.45	59.56 (31.11)	1:31.27 (31.71)	2:03.26 (31.99)	
	2:35.18 (31.92)	3:07.55 (32.37)	3:39.49 (31.94)	4:11.45 (31.96)	
	4:43.68 (32.23)	5:14.77 (31.09)			
29	Conrad, Megan P	FR	Villanova University-MA	5:12.70	5:15.02
	28.64	59.75 (31.11)	1:31.39 (31.64)	2:03.34 (31.95)	
	2:35.25 (31.91)	3:07.09 (31.84)	3:39.42 (32.33)	4:11.86 (32.44)	
	4:43.97 (32.11)	5:15.02 (31.05)			
30	Trussell, Kelly	JR	Drexel University	5:12.93	5:18.02
	29.28	1:00.46 (31.18)	1:32.15 (31.69)	2:04.11 (31.96)	
	2:36.37 (32.26)	3:08.58 (32.21)	3:40.91 (32.33)	4:13.39 (32.48)	
	4:46.05 (32.66)	5:18.02 (31.97)			
31	Brottman, Barbra J	FR	Rutgers University Swimming-NJ	5:05.89	5:19.12
	28.94	1:00.07 (31.13)	1:31.87 (31.80)	2:03.93 (32.06)	
	2:36.17 (32.24)	3:08.93 (32.76)	3:41.49 (32.56)	4:14.35 (32.86)	
	4:47.22 (32.87)	5:19.12 (31.90)			
32	Carlisle, Caroline A	JR	Rutgers University Swimming-NJ	5:05.38	5:20.74
	28.67	59.17 (30.50)	1:30.58 (31.41)	2:02.47 (31.89)	
	2:34.92 (32.45)	3:07.59 (32.67)	3:40.61 (33.02)	4:13.94 (33.33)	
	4:47.52 (33.58)	5:20.74 (33.22)			
33	DeRusso, Tina	SO	Drexel University	5:18.36	5:21.36
	29.31	1:00.86 (31.55)	1:33.38 (32.52)	2:05.79 (32.41)	
	2:38.28 (32.49)	3:11.15 (32.87)	3:43.81 (32.66)	4:16.52 (32.71)	
	4:49.08 (32.56)	5:21.36 (32.28)			
34	Gibson-Brokop, Lindsay V	JR	Rutgers University Swimming-NJ	5:23.54	5:30.44
	28.46	59.31 (30.85)	1:31.42 (32.11)	2:04.48 (33.06)	
	2:38.14 (33.66)	3:12.24 (34.10)	3:46.79 (34.55)	4:21.40 (34.61)	
	4:56.40 (35.00)	5:30.44 (34.04)			



## Frank Elm Invitational 2013 - 11-22-2013 to 11-24-2013

Real time results at www.besmarttinc.com

Follow Be Smartt Inc on Facebook!

## Results

## Women 1650 Yard Freestyle

FELM: 16:31.87 &amp; 11-18-2012 Roxy Tammadge

Villanova

15:53.38 D1A

16:41.04 D1B

16:48.96 D2A

17:39.40 D2B

Name	Yr	School	Seed Time	Finals Time	Points
1 Rueda, Daniela		Columbia University Women-MR	16:43.16	16:55.44 D2B	32
28.36	58.81 (30.45)	1:29.51 (30.70)	2:00.43 (30.92)		
2:31.37 (30.94)	3:02.29 (30.92)	3:33.40 (31.11)	4:04.16 (30.76)		
4:34.75 (30.59)	5:05.38 (30.63)	5:35.83 (30.45)	6:06.56 (30.73)		
6:37.28 (30.72)	7:08.11 (30.83)	7:38.78 (30.67)	8:09.29 (30.51)		
8:39.91 (30.62)	9:10.55 (30.64)	9:41.11 (30.56)	10:11.61 (30.50)		
10:42.21 (30.60)	11:12.88 (30.67)	11:43.61 (30.73)	12:14.40 (30.79)		
12:45.49 (31.09)	13:16.80 (31.31)	13:48.12 (31.32)	14:19.47 (31.35)		
14:51.10 (31.63)	15:22.69 (31.59)	15:53.47 (30.78)	16:24.86 (31.39)	16:55.44 (30.58)	
2 Baird, Grace G	FR	Wagner College-MR	17:09.34	17:01.54 D2B	28
28.14	58.41 (30.27)	1:29.10 (30.69)	1:59.83 (30.73)		
2:30.57 (30.74)	3:01.43 (30.86)	3:32.43 (31.00)	4:03.27 (30.84)		
4:34.27 (31.00)	5:05.21 (30.94)	5:35.69 (30.48)	6:06.59 (30.90)		
6:37.31 (30.72)	7:08.15 (30.84)	7:39.11 (30.96)	8:09.99 (30.88)		
8:41.21 (31.22)	9:12.36 (31.15)	9:43.57 (31.21)	10:14.99 (31.42)		
10:46.11 (31.12)	11:17.39 (31.28)	11:48.82 (31.43)	12:19.94 (31.12)		
12:51.19 (31.25)	13:22.37 (31.18)	13:53.68 (31.31)	14:25.31 (31.63)		
14:56.58 (31.27)	15:27.92 (31.34)	15:59.50 (31.58)	16:31.13 (31.63)	17:01.54 (30.41)	
3 McKeon, Mallory G		Columbia University Women-MR	17:02.53	17:03.09 D2B	27
28.09	58.70 (30.61)	1:29.58 (30.88)	2:00.64 (31.06)		
2:31.80 (31.16)	3:02.75 (30.95)	3:33.70 (30.95)	4:04.50 (30.80)		
4:35.29 (30.79)	5:06.37 (31.08)	5:37.39 (31.02)	6:08.28 (30.89)		
6:38.77 (30.49)	7:09.88 (31.11)	7:40.78 (30.90)	8:11.88 (31.10)		
8:43.01 (31.13)	9:14.30 (31.29)	9:45.23 (30.93)	10:16.04 (30.81)		
10:47.21 (31.17)	11:18.24 (31.03)	11:49.51 (31.27)	12:20.84 (31.33)		
12:52.07 (31.23)	13:23.47 (31.40)	13:54.88 (31.41)	14:26.41 (31.53)		
14:57.85 (31.44)	15:29.25 (31.40)	16:01.21 (31.96)	16:32.79 (31.58)	17:03.09 (30.30)	
4 Lee, Brogan D	JR	Rutgers University Swimming-NJ	17:02.55	17:07.85 D2B	26
28.76	59.62 (30.86)	1:30.90 (31.28)	2:02.33 (31.43)		
2:33.56 (31.23)	3:04.74 (31.18)	3:36.23 (31.49)	4:07.84 (31.61)		
4:39.32 (31.48)	5:10.77 (31.45)	5:42.07 (31.30)	6:13.50 (31.43)		
6:44.89 (31.39)	7:16.46 (31.57)	7:47.72 (31.26)	8:18.93 (31.21)		
8:49.99 (31.06)	9:21.25 (31.26)	9:52.51 (31.26)	10:23.68 (31.17)		
10:54.65 (30.97)	11:25.66 (31.01)	11:56.40 (30.74)	12:27.45 (31.05)		
12:58.80 (31.35)	13:30.06 (31.26)	14:01.46 (31.40)	14:32.88 (31.42)		
15:04.34 (31.46)	15:35.81 (31.47)	16:06.84 (31.03)	16:37.74 (30.90)	17:07.85 (30.11)	
5 Kluge, Alena E		Columbia University Women-MR	17:09.13	17:08.60 D2B	25
29.07	1:00.28 (31.21)	1:31.65 (31.37)	2:03.15 (31.50)		
2:34.60 (31.45)	3:05.95 (31.35)	3:37.20 (31.25)	4:08.29 (31.09)		
4:39.58 (31.29)	5:10.58 (31.00)	5:41.32 (30.74)	6:12.27 (30.95)		
6:42.96 (30.69)	7:13.72 (30.76)	7:44.42 (30.70)	8:15.37 (30.95)		
8:46.42 (31.05)	9:17.46 (31.04)	9:48.62 (31.16)	10:19.79 (31.17)		
10:51.09 (31.30)	11:22.51 (31.42)	11:54.12 (31.61)	12:25.33 (31.21)		
12:56.97 (31.64)	13:28.23 (31.26)	13:59.81 (31.58)	14:31.25 (31.44)		
15:02.72 (31.47)	15:34.27 (31.55)	16:06.15 (31.88)	16:37.86 (31.71)	17:08.60 (30.74)	



## Frank Elm Invitational 2013 - 11-22-2013 to 11-24-2013

Real time results at [www.besmarttinc.com](http://www.besmarttinc.com)

Follow Be Smartt Inc on Facebook!

## Results

## (Women 1650 Yard Freestyle)

Name	Yr	School	Seed Time	Finals Time	Points
6 Carastro, Lauren B	JR	West Chester University-MA	16:50.55	17:10.37 D2B	24
28.49	58.86 (30.37)	1:29.50 (30.64)	2:00.48 (30.98)		
2:31.43 (30.95)	3:02.33 (30.90)	3:33.45 (31.12)	4:04.37 (30.92)		
4:35.36 (30.99)	5:06.23 (30.87)	5:37.33 (31.10)	6:08.36 (31.03)		
6:39.46 (31.10)	7:10.59 (31.13)	7:41.68 (31.09)	8:12.61 (30.93)		
8:43.58 (30.97)	9:14.81 (31.23)	9:45.96 (31.15)	10:17.34 (31.38)		
10:48.80 (31.46)	11:20.33 (31.53)	11:52.13 (31.80)	12:24.10 (31.97)		
12:56.08 (31.98)	13:28.21 (32.13)	14:00.32 (32.11)	14:32.02 (31.70)		
15:03.87 (31.85)	15:35.93 (32.06)	16:07.92 (31.99)	16:39.82 (31.90)	17:10.37 (30.55)	
7 Warmuth, Tiffany H		Columbia University Women-MR	17:31.51	17:11.28 D2B	23
28.65	1:00.44 (31.79)	1:32.41 (31.97)	2:04.58 (32.17)		
2:36.35 (31.77)	3:07.92 (31.57)	3:39.17 (31.25)	4:10.36 (31.19)		
4:41.59 (31.23)	5:12.87 (31.28)	5:44.14 (31.27)	6:15.62 (31.48)		
6:47.28 (31.66)	7:18.56 (31.28)	7:50.28 (31.72)	8:21.53 (31.25)		
8:52.82 (31.29)	9:24.37 (31.55)	9:55.52 (31.15)	10:26.92 (31.40)		
10:58.69 (31.77)	11:30.11 (31.42)	12:01.55 (31.44)	12:33.18 (31.63)		
13:04.85 (31.67)	13:36.50 (31.65)	14:07.79 (31.29)	14:39.17 (31.38)		
15:10.47 (31.30)	15:41.90 (31.43)	16:12.78 (30.88)	16:42.84 (30.06)	17:11.28 (28.44)	
8 Rolin, Chelsea N	SR	Rutgers University Swimming-NJ	17:29.89	17:11.45 D2B	22
27.71	58.42 (30.71)	1:29.68 (31.26)	2:01.19 (31.51)		
2:32.58 (31.39)	3:03.77 (31.19)	3:34.91 (31.14)	4:06.07 (31.16)		
4:37.42 (31.35)	5:09.03 (31.61)	5:40.63 (31.60)	6:12.02 (31.39)		
6:43.37 (31.35)	7:15.00 (31.63)	7:46.53 (31.53)	8:17.99 (31.46)		
8:49.35 (31.36)	9:20.55 (31.20)	9:52.00 (31.45)	10:23.23 (31.23)		
10:54.64 (31.41)	11:26.02 (31.38)	11:57.52 (31.50)	12:28.80 (31.28)		
13:00.46 (31.66)	13:32.14 (31.68)	14:03.81 (31.67)	14:35.55 (31.74)		
15:07.07 (31.52)	15:38.75 (31.68)	16:10.18 (31.43)	16:41.65 (31.47)	17:11.45 (29.80)	
9 Walley, Alexis J	JR	West Chester University-MA	17:22.55	17:14.36 D2B	20
28.50	59.12 (30.62)	1:30.41 (31.29)	2:01.65 (31.24)		
2:32.98 (31.33)	3:04.31 (31.33)	3:35.83 (31.52)	4:07.34 (31.51)		
4:38.77 (31.43)	5:10.45 (31.68)	5:41.43 (30.98)	6:12.57 (31.14)		
6:43.78 (31.21)	7:14.96 (31.18)	7:46.50 (31.54)	8:17.90 (31.40)		
8:49.40 (31.50)	9:21.15 (31.75)	9:52.68 (31.53)	10:24.44 (31.76)		
10:55.85 (31.41)	11:27.83 (31.98)	11:59.88 (32.05)	12:31.71 (31.83)		
13:03.50 (31.79)	13:35.32 (31.82)	14:06.94 (31.62)	14:38.64 (31.70)		
15:10.08 (31.44)	15:41.69 (31.61)	16:12.98 (31.29)	16:44.39 (31.41)	17:14.36 (29.97)	
10 Mayo, Emily A	FR	Villanova University-MA	16:55.12	17:14.94 D2B	17
28.66	59.77 (31.11)	1:31.63 (31.86)	2:03.50 (31.87)		
2:34.93 (31.43)	3:06.47 (31.54)	3:38.28 (31.81)	4:10.19 (31.91)		
4:41.96 (31.77)	5:14.16 (32.20)	5:45.87 (31.71)	6:17.86 (31.99)		
6:49.35 (31.49)	7:21.12 (31.77)	7:52.50 (31.38)	8:23.97 (31.47)		
8:55.10 (31.13)	9:26.37 (31.27)	9:58.00 (31.63)	10:29.41 (31.41)		
11:00.52 (31.11)	11:32.05 (31.53)	12:03.36 (31.31)	12:34.37 (31.01)		
13:05.66 (31.29)	13:37.07 (31.41)	14:08.34 (31.27)	14:39.93 (31.59)		
15:11.56 (31.63)	15:43.08 (31.52)	16:14.37 (31.29)	16:45.25 (30.88)	17:14.94 (29.69)	



## Frank Elm Invitational 2013 - 11-22-2013 to 11-24-2013

Real time results at [www.besmarttinc.com](http://www.besmarttinc.com)

Follow Be Smartt Inc on Facebook!

## Results

## (Women 1650 Yard Freestyle)

Name	Yr	School	Seed Time	Finals Time	Points
11 Murtaugh, Codyanne	JR	West Chester University-MA	17:22.55	17:16.69	D2B 16
28.56	58.84 (30.28)	1:29.88 (31.04)	2:01.05 (31.17)		
2:32.19 (31.14)	3:03.38 (31.19)	3:34.73 (31.35)	4:06.36 (31.63)		
4:37.90 (31.54)	5:09.32 (31.42)	5:40.82 (31.50)	6:12.50 (31.68)		
6:44.07 (31.57)	7:15.71 (31.64)	7:47.53 (31.82)	8:19.33 (31.80)		
8:50.89 (31.56)	9:22.34 (31.45)	9:53.94 (31.60)	10:25.42 (31.48)		
10:57.18 (31.76)	11:28.91 (31.73)	12:00.77 (31.86)	12:32.62 (31.85)		
13:04.64 (32.02)	13:36.46 (31.82)	14:08.10 (31.64)	14:39.68 (31.58)		
15:11.45 (31.77)	15:43.15 (31.70)	16:14.71 (31.56)	16:46.57 (31.86)	17:16.69 (30.12)	
12 Barron, Dani M	SO	West Chester University-MA	18:31.33	17:17.20	D2B 15
28.88	1:00.33 (31.45)	1:32.06 (31.73)	2:04.38 (32.32)		
2:36.14 (31.76)	3:08.00 (31.86)	3:40.01 (32.01)	4:11.86 (31.85)		
4:43.79 (31.93)	5:15.63 (31.84)	5:47.26 (31.63)	6:18.85 (31.59)		
6:50.54 (31.69)	7:22.08 (31.54)	7:53.96 (31.88)	8:25.27 (31.31)		
8:56.98 (31.71)	9:28.31 (31.33)	9:59.72 (31.41)	10:30.94 (31.22)		
11:02.13 (31.19)	11:33.52 (31.39)	12:05.04 (31.52)	12:36.57 (31.53)		
13:08.03 (31.46)	13:39.36 (31.33)	14:10.54 (31.18)	14:41.97 (31.43)		
15:13.93 (31.96)	15:45.14 (31.21)	16:16.34 (31.20)	16:47.00 (30.66)	17:17.20 (30.20)	
13 Asselin, Chantal Y	FR	Rutgers University Swimming-NJ	17:39.89	17:19.57	D2B 14
27.92	58.54 (30.62)	1:29.61 (31.07)	2:01.01 (31.40)		
2:32.50 (31.49)	3:04.05 (31.55)	3:35.62 (31.57)	4:07.29 (31.67)		
4:38.85 (31.56)	5:10.44 (31.59)	5:41.96 (31.52)	6:13.46 (31.50)		
6:45.25 (31.79)	7:17.03 (31.78)	7:48.81 (31.78)	8:20.72 (31.91)		
8:52.32 (31.60)	9:24.06 (31.74)	9:55.73 (31.67)	10:27.72 (31.99)		
10:59.66 (31.94)	11:31.31 (31.65)	12:03.16 (31.85)	12:34.95 (31.79)		
13:06.68 (31.73)	13:38.22 (31.54)	14:10.20 (31.98)	14:42.30 (32.10)		
15:14.26 (31.96)	15:46.52 (32.26)	16:18.23 (31.71)	16:49.77 (31.54)	17:19.57 (29.80)	
14 Drill, Sidney I		Columbia University Women-MR	17:07.78	17:23.80	D2B 13
29.27	1:00.27 (31.00)	1:31.70 (31.43)	2:03.49 (31.79)		
2:35.21 (31.72)	3:07.27 (32.06)	3:38.57 (31.30)	4:10.01 (31.44)		
4:41.50 (31.49)	5:13.17 (31.67)	5:44.84 (31.67)	6:16.57 (31.73)		
6:48.32 (31.75)	7:19.91 (31.59)	7:51.49 (31.58)	8:23.30 (31.81)		
8:54.75 (31.45)	9:26.31 (31.56)	9:58.17 (31.86)	10:30.32 (32.15)		
11:03.19 (32.87)	11:34.62 (31.43)	12:06.53 (31.91)	12:38.20 (31.67)		
13:10.56 (32.36)	13:42.51 (31.95)	14:14.39 (31.88)	14:46.10 (31.71)		
15:17.92 (31.82)	15:49.57 (31.65)	16:21.56 (31.99)	16:53.37 (31.81)	17:23.80 (30.43)	
15 Shaw, Maggie J	SO	Wagner College-MR	17:37.69	17:26.12	D2B 12
27.94	58.62 (30.68)	1:30.75 (32.13)	2:02.89 (32.14)		
2:35.05 (32.16)	3:06.89 (31.84)	3:38.70 (31.81)	4:10.56 (31.86)		
4:42.22 (31.66)	5:13.94 (31.72)	5:45.68 (31.74)	6:17.42 (31.74)		
6:49.12 (31.70)	7:20.93 (31.81)	7:52.56 (31.63)	8:24.46 (31.90)		
8:56.41 (31.95)	9:28.11 (31.70)	10:00.06 (31.95)	10:32.07 (32.01)		
11:04.06 (31.99)	11:35.97 (31.91)	12:07.91 (31.94)	12:39.76 (31.85)		
13:11.64 (31.88)	13:43.84 (32.20)	14:15.54 (31.70)	14:47.50 (31.96)		
15:19.69 (32.19)	15:51.85 (32.16)	16:23.79 (31.94)	16:55.35 (31.56)	17:26.12 (30.77)	



## Frank Elm Invitational 2013 - 11-22-2013 to 11-24-2013

Real time results at [www.besmarttinc.com](http://www.besmarttinc.com)

Follow Be Smartt Inc on Facebook!

## Results

## (Women 1650 Yard Freestyle)

Name	Yr	School	Seed Time	Finals Time	Points
16 Mushtei, Anastasiia	JR	Saint Peters University-NJ	17:18.56	17:27.83	D2B 11
29.48	1:00.59 (31.11)	1:32.19 (31.60)	2:04.03 (31.84)		
2:35.77 (31.74)	3:07.79 (32.02)	3:40.05 (32.26)	4:12.06 (32.01)		
4:43.88 (31.82)	5:16.01 (32.13)	5:48.03 (32.02)	6:19.92 (31.89)		
6:51.81 (31.89)	7:23.57 (31.76)	7:55.38 (31.81)	8:26.98 (31.60)		
8:58.72 (31.74)	9:30.47 (31.75)	10:02.32 (31.85)	10:34.28 (31.96)		
11:06.38 (32.10)	11:38.15 (31.77)	12:09.84 (31.69)	12:41.47 (31.63)		
13:13.22 (31.75)	13:45.11 (31.89)	14:16.97 (31.86)	14:49.00 (32.03)		
15:21.01 (32.01)	15:53.13 (32.12)	16:24.78 (31.65)	16:56.82 (32.04)	17:27.83 (31.01)	
17 Merkle, Erin S	FR	Villanova University-MA	16:57.12	17:30.21	D2B 9
29.25	1:00.94 (31.69)	1:32.95 (32.01)	2:05.26 (32.31)		
2:37.20 (31.94)	3:09.03 (31.83)	3:41.54 (32.51)	4:13.57 (32.03)		
4:45.93 (32.36)	5:18.18 (32.25)	5:50.28 (32.10)	6:22.36 (32.08)		
6:53.94 (31.58)	7:25.80 (31.86)	7:57.89 (32.09)	8:29.77 (31.88)		
9:01.76 (31.99)	9:33.66 (31.90)	10:05.81 (32.15)	10:38.40 (32.59)		
11:10.73 (32.33)	11:43.18 (32.45)	12:15.11 (31.93)	12:46.97 (31.86)		
13:19.02 (32.05)	13:51.04 (32.02)	14:22.94 (31.90)	14:54.76 (31.82)		
15:26.41 (31.65)	15:57.95 (31.54)	16:29.18 (31.23)	17:00.57 (31.39)	17:30.21 (29.64)	
18 Nuskowski, Danielle	FR	United States Military Academy-M	16:52.20	17:30.36	D2B 7
29.00	1:00.83 (31.83)	1:32.64 (31.81)	2:04.33 (31.69)		
2:36.22 (31.89)	3:08.43 (32.21)	3:40.48 (32.05)	4:12.63 (32.15)		
4:44.91 (32.28)	5:17.26 (32.35)	5:49.37 (32.11)	6:21.35 (31.98)		
6:53.37 (32.02)	7:25.74 (32.37)	7:57.87 (32.13)	8:29.91 (32.04)		
9:01.99 (32.08)	9:34.14 (32.15)	10:06.07 (31.93)	10:38.52 (32.45)		
11:10.88 (32.36)	11:43.13 (32.25)	12:15.16 (32.03)	12:47.09 (31.93)		
13:19.30 (32.21)	13:51.48 (32.18)	14:23.94 (32.46)	14:55.48 (31.54)		
15:27.23 (31.75)	15:59.27 (32.04)	16:30.80 (31.53)	17:01.31 (30.51)	17:30.36 (29.05)	
19 Carlisle, Caroline A	JR	Rutgers University Swimming-NJ	17:24.20	17:31.61	D2B 6
29.03	59.89 (30.86)	1:31.06 (31.17)	2:02.55 (31.49)		
2:34.20 (31.65)	3:05.72 (31.52)	3:37.41 (31.69)	4:09.02 (31.61)		
4:40.40 (31.38)	5:11.55 (31.15)	5:43.16 (31.61)	6:14.80 (31.64)		
6:46.81 (32.01)	7:18.64 (31.83)	7:50.58 (31.94)	8:22.53 (31.95)		
8:54.70 (32.17)	9:26.94 (32.24)	9:59.15 (32.21)	10:31.59 (32.44)		
11:03.90 (32.31)	11:36.22 (32.32)	12:08.63 (32.41)	12:41.00 (32.37)		
13:13.52 (32.52)	13:46.12 (32.60)	14:18.48 (32.36)	14:50.88 (32.40)		
15:23.12 (32.24)	15:55.51 (32.39)	16:27.76 (32.25)	17:00.00 (32.24)	17:31.61 (31.61)	
20 Feeley, Ellie S		Columbia University Women-MR	17:35.83	17:33.54	D2B 5
29.85	1:02.24 (32.39)	1:34.79 (32.55)	2:07.53 (32.74)		
2:40.61 (33.08)	3:13.08 (32.47)	3:45.09 (32.01)	4:17.39 (32.30)		
4:50.38 (32.99)	5:22.35 (31.97)	5:54.24 (31.89)	6:25.87 (31.63)		
6:57.08 (31.21)	7:28.34 (31.26)	7:59.65 (31.31)	8:31.16 (31.51)		
9:02.86 (31.70)	9:34.70 (31.84)	10:06.41 (31.71)	10:38.41 (32.00)		
11:10.39 (31.98)	11:42.80 (32.41)	12:14.97 (32.17)	12:47.05 (32.08)		
13:19.07 (32.02)	13:51.30 (32.23)	14:23.37 (32.07)	14:55.46 (32.09)		
15:27.46 (32.00)	15:59.51 (32.05)	16:31.32 (31.81)	17:02.74 (31.42)	17:33.54 (30.80)	





## Frank Elm Invitational 2013 - 11-22-2013 to 11-24-2013

Real time results at [www.besmarttinc.com](http://www.besmarttinc.com)

Follow Be Smartt Inc on Facebook!

## Results

## (Women 1650 Yard Freestyle)

Name	Yr	School	Seed Time	Finals Time	Points
21 D'Arcy, Maggie L		Columbia University Women-MR	17:32.73	17:34.78 D2B	4
29.65	1:01.43 (31.78)	1:33.32 (31.89)	2:05.22 (31.90)		
2:37.49 (32.27)	3:09.51 (32.02)	3:41.89 (32.38)	4:13.99 (32.10)		
4:46.28 (32.29)	5:18.52 (32.24)	5:50.42 (31.90)	6:22.34 (31.92)		
6:54.61 (32.27)	7:26.71 (32.10)	7:59.03 (32.32)	8:31.05 (32.02)		
9:03.15 (32.10)	9:35.22 (32.07)	10:07.50 (32.28)	10:39.63 (32.13)		
11:11.66 (32.03)	11:43.86 (32.20)	12:16.04 (32.18)	12:48.11 (32.07)		
13:20.19 (32.08)	13:52.30 (32.11)	14:24.26 (31.96)	14:56.35 (32.09)		
15:28.26 (31.91)	16:00.28 (32.02)	16:32.18 (31.90)	17:03.68 (31.50)	17:34.78 (31.10)	
22 McGeary, Mackey E	SR	West Chester University-MA	17:32.55	17:37.31 D2B	3
29.03	1:00.53 (31.50)	1:32.23 (31.70)	2:04.36 (32.13)		
2:36.67 (32.31)	3:08.79 (32.12)	3:40.67 (31.88)	4:12.84 (32.17)		
4:45.29 (32.45)	5:17.69 (32.40)	5:50.20 (32.51)	6:22.42 (32.22)		
6:54.72 (32.30)	7:27.05 (32.33)	7:59.39 (32.34)	8:31.80 (32.41)		
9:03.90 (32.10)	9:36.03 (32.13)	10:08.24 (32.21)	10:40.22 (31.98)		
11:12.74 (32.52)	11:45.09 (32.35)	12:17.08 (31.99)	12:49.39 (32.31)		
13:21.51 (32.12)	13:53.81 (32.30)	14:26.04 (32.23)	14:58.15 (32.11)		
15:30.47 (32.32)	16:02.66 (32.19)	16:34.85 (32.19)	17:06.98 (32.13)	17:37.31 (30.33)	
23 Brottman, Barbra J	FR	Rutgers University Swimming-NJ	17:19.05	17:38.26 D2B	2
28.51	59.18 (30.67)	1:30.44 (31.26)	2:01.80 (31.36)		
2:33.53 (31.73)	3:05.24 (31.71)	3:37.10 (31.86)	4:09.04 (31.94)		
4:41.31 (32.27)	5:13.43 (32.12)	5:45.70 (32.27)	6:18.14 (32.44)		
6:50.25 (32.11)	7:22.25 (32.00)	7:54.39 (32.14)	8:26.63 (32.24)		
8:58.75 (32.12)	9:30.90 (32.15)	10:03.19 (32.29)	10:35.57 (32.38)		
11:07.97 (32.40)	11:40.60 (32.63)	12:13.08 (32.48)	12:45.44 (32.36)		
13:18.00 (32.56)	13:50.62 (32.62)	14:23.06 (32.44)	14:55.74 (32.68)		
15:28.52 (32.78)	16:01.11 (32.59)	16:33.75 (32.64)	17:06.34 (32.59)	17:38.26 (31.92)	
24 Kalibat, Kristiana	SR	Wagner College-MR	17:42.81	17:39.79	1
28.51	59.32 (30.81)	1:30.81 (31.49)	2:02.64 (31.83)		
2:34.48 (31.84)	3:06.43 (31.95)	3:38.33 (31.90)	4:10.38 (32.05)		
4:42.45 (32.07)	5:14.44 (31.99)	5:46.54 (32.10)	6:18.72 (32.18)		
6:51.11 (32.39)	7:23.43 (32.32)	7:55.93 (32.50)	8:28.41 (32.48)		
9:00.76 (32.35)	9:32.86 (32.10)	10:05.07 (32.21)	10:37.43 (32.36)		
11:10.03 (32.60)	11:42.66 (32.63)	12:15.08 (32.42)	12:47.79 (32.71)		
13:20.31 (32.52)	13:53.28 (32.97)	14:25.97 (32.69)	14:58.55 (32.58)		
15:31.34 (32.79)	16:03.95 (32.61)	16:36.20 (32.25)	17:08.11 (31.91)	17:39.79 (31.68)	
25 Cooney, Alexandra A	SR	Wagner College-MR	17:23.31	17:43.25	
27.97	59.43 (31.46)	1:31.59 (32.16)	2:03.65 (32.06)		
2:36.27 (32.62)	3:08.84 (32.57)	3:41.60 (32.76)	4:13.86 (32.26)		
4:45.96 (32.10)	5:18.24 (32.28)	5:50.76 (32.52)	6:23.28 (32.52)		
6:55.77 (32.49)	7:28.19 (32.42)	8:00.75 (32.56)	8:33.43 (32.68)		
9:05.99 (32.56)	9:38.55 (32.56)	10:11.24 (32.69)	10:43.55 (32.31)		
11:16.22 (32.67)	11:48.80 (32.58)	12:21.44 (32.64)	12:53.89 (32.45)		
13:26.53 (32.64)	13:59.22 (32.69)	14:31.89 (32.67)	15:04.35 (32.46)		
15:36.28 (31.93)	16:08.68 (32.40)	16:40.70 (32.02)	17:12.31 (31.61)	17:43.25 (30.94)	



## Frank Elm Invitational 2013 - 11-22-2013 to 11-24-2013

Real time results at [www.besmarttinc.com](http://www.besmarttinc.com)

Follow Be Smartt Inc on Facebook!

## Results

## (Women 1650 Yard Freestyle)

Name	Yr	School	Seed Time	Finals Time	Points
26 Zebker, Molly S		Columbia University Women-MR	18:29.61	17:45.09	
29.97	1:02.56 (32.59)	1:34.90 (32.34)	2:07.37 (32.47)		
2:39.78 (32.41)	3:12.78 (33.00)	3:45.49 (32.71)	4:17.75 (32.26)		
4:50.34 (32.59)	5:22.91 (32.57)	5:55.16 (32.25)	6:27.66 (32.50)		
7:00.25 (32.59)	7:33.25 (33.00)	8:05.77 (32.52)	8:38.54 (32.77)		
9:10.77 (32.23)	9:43.26 (32.49)	10:15.91 (32.65)	10:48.16 (32.25)		
11:20.38 (32.22)	11:53.08 (32.70)	12:25.45 (32.37)	12:57.79 (32.34)		
13:30.23 (32.44)	14:02.57 (32.34)	14:34.76 (32.19)	15:07.00 (32.24)		
15:39.54 (32.54)	16:11.60 (32.06)	16:43.08 (31.48)	17:14.55 (31.47)	17:45.09 (30.54)	
27 Snyder, Mary C	FR	Villanova University-MA	17:52.27	17:50.56	
29.59	1:01.82 (32.23)	1:34.48 (32.66)	2:07.63 (33.15)		
2:40.61 (32.98)	3:13.76 (33.15)	3:46.81 (33.05)	4:19.84 (33.03)		
4:52.87 (33.03)	5:25.90 (33.03)	5:58.08 (32.18)	6:30.54 (32.46)		
7:02.98 (32.44)	7:35.41 (32.43)	8:07.77 (32.36)	8:40.12 (32.35)		
9:12.50 (32.38)	9:44.96 (32.46)	10:17.50 (32.54)	10:50.19 (32.69)		
11:22.26 (32.07)	11:54.60 (32.34)	12:26.86 (32.26)	12:59.19 (32.33)		
13:31.51 (32.32)	14:03.97 (32.46)	14:36.45 (32.48)	15:09.01 (32.56)		
15:41.38 (32.37)	16:13.90 (32.52)	16:46.24 (32.34)	17:18.89 (32.65)	17:50.56 (31.67)	
28 Kinley, Kate K	SO	United States Military Academy-M	17:42.31	17:56.62	
28.64	59.90 (31.26)	1:31.91 (32.01)	2:03.75 (31.84)		
2:35.66 (31.91)	3:07.74 (32.08)	3:39.94 (32.20)	4:12.30 (32.36)		
4:45.01 (32.71)	5:17.67 (32.66)	5:50.55 (32.88)	6:23.20 (32.65)		
6:56.16 (32.96)	7:29.30 (33.14)	8:02.12 (32.82)	8:35.36 (33.24)		
9:08.64 (33.28)	9:41.35 (32.71)	10:14.28 (32.93)	10:47.37 (33.09)		
11:20.48 (33.11)	11:53.62 (33.14)	12:26.89 (33.27)	12:59.90 (33.01)		
13:33.01 (33.11)	14:06.44 (33.43)	14:39.43 (32.99)	15:12.92 (33.49)		
15:46.39 (33.47)	16:19.47 (33.08)	16:52.69 (33.22)	17:24.93 (32.24)	17:56.62 (31.69)	
29 Antilla, Josette P	JR	United States Military Academy-M	17:27.42	17:57.08	
29.44	1:01.14 (31.70)	1:33.15 (32.01)	2:05.29 (32.14)		
2:37.11 (31.82)	3:09.05 (31.94)	3:41.31 (32.26)	4:13.64 (32.33)		
4:46.40 (32.76)	5:19.03 (32.63)	5:51.65 (32.62)	6:24.14 (32.49)		
6:56.84 (32.70)	7:29.50 (32.66)	8:02.53 (33.03)	8:35.68 (33.15)		
9:09.25 (33.57)	9:42.27 (33.02)	10:15.63 (33.36)	10:48.87 (33.24)		
11:21.95 (33.08)	11:55.04 (33.09)	12:28.71 (33.67)	13:01.87 (33.16)		
13:35.04 (33.17)	14:08.14 (33.10)	14:41.66 (33.52)	15:15.61 (33.95)		
15:48.48 (32.87)	16:21.15 (32.67)	16:53.64 (32.49)	17:24.82 (31.18)	17:57.08 (32.26)	
30 Ruberti, Annemarie	SO	West Chester University-MA	17:42.55	17:58.64	
29.27	1:01.83 (32.56)	1:34.89 (33.06)	2:07.96 (33.07)		
2:40.94 (32.98)	3:14.18 (33.24)	3:47.42 (33.24)	4:20.38 (32.96)		
4:53.44 (33.06)	5:26.45 (33.01)	5:59.07 (32.62)	6:31.72 (32.65)		
7:04.41 (32.69)	7:37.10 (32.69)	8:10.13 (33.03)	8:43.10 (32.97)		
9:16.30 (33.20)	9:49.06 (32.76)	10:22.02 (32.96)	10:55.03 (33.01)		
11:27.99 (32.96)	12:01.07 (33.08)	12:34.02 (32.95)	13:06.61 (32.59)		
13:39.43 (32.82)	14:12.10 (32.67)	14:44.51 (32.41)	15:17.18 (32.67)		
15:49.73 (32.55)	16:22.12 (32.39)	16:54.44 (32.32)	17:26.80 (32.36)	17:58.64 (31.84)	



## Frank Elm Invitational 2013 - 11-22-2013 to 11-24-2013

Real time results at [www.besmarttinc.com](http://www.besmarttinc.com)

Follow Be Smartt Inc on Facebook!

## Results

## (Women 1650 Yard Freestyle)

Name	Yr	School	Seed Time	Finals Time	Points
31 Trussell, Kelly	JR	Drexel University	17:32.15	18:00.76	
29.90	1:01.68 (31.78)	1:33.93 (32.25)	2:06.50 (32.57)		
2:39.42 (32.92)	3:12.50 (33.08)	3:45.53 (33.03)	4:18.52 (32.99)		
4:51.46 (32.94)	5:24.54 (33.08)	5:57.49 (32.95)	6:30.43 (32.94)		
7:03.22 (32.79)	7:36.07 (32.85)	8:09.05 (32.98)	8:41.90 (32.85)		
9:14.74 (32.84)	9:47.89 (33.15)	10:20.68 (32.79)	10:53.63 (32.95)		
11:26.64 (33.01)	11:59.52 (32.88)	12:32.37 (32.85)	13:05.39 (33.02)		
13:38.40 (33.01)	14:11.38 (32.98)	14:44.33 (32.95)	15:17.50 (33.17)		
15:50.48 (32.98)	16:23.55 (33.07)	16:56.36 (32.81)	17:29.08 (32.72)	18:00.76 (31.68)	
32 Lopez, Alma	SR	Saint Peters University-NJ	18:45.74	18:05.66	
30.97	1:03.75 (32.78)	1:36.87 (33.12)	2:09.85 (32.98)		
2:43.09 (33.24)	3:15.98 (32.89)	3:48.95 (32.97)	4:22.18 (33.23)		
4:55.41 (33.23)	5:28.70 (33.29)	6:01.62 (32.92)	6:34.33 (32.71)		
7:07.44 (33.11)	7:40.50 (33.06)	8:13.27 (32.77)	8:46.11 (32.84)		
9:19.17 (33.06)	9:52.24 (33.07)	10:25.27 (33.03)	10:58.46 (33.19)		
11:31.54 (33.08)	12:04.69 (33.15)	12:37.68 (32.99)	13:10.55 (32.87)		
13:43.67 (33.12)	14:16.75 (33.08)	14:49.89 (33.14)	15:22.94 (33.05)		
15:56.04 (33.10)	16:28.98 (32.94)	17:01.87 (32.89)	17:34.48 (32.61)	18:05.66 (31.18)	
33 Wallace, Courtney A	SR	West Chester University-MA	18:10.55	18:06.36	
29.85	1:02.02 (32.17)	1:34.26 (32.24)	2:06.76 (32.50)		
2:39.35 (32.59)	3:11.75 (32.40)	3:44.34 (32.59)	4:17.31 (32.97)		
4:50.28 (32.97)	5:23.54 (33.26)	5:56.29 (32.75)	6:29.48 (33.19)		
7:02.59 (33.11)	7:35.66 (33.07)	8:08.69 (33.03)	8:41.73 (33.04)		
9:14.82 (33.09)	9:48.43 (33.61)	10:21.78 (33.35)	10:55.11 (33.33)		
11:28.52 (33.41)	12:01.96 (33.44)	12:35.37 (33.41)	13:08.42 (33.05)		
13:41.33 (32.91)	14:14.70 (33.37)	14:47.95 (33.25)	15:21.25 (33.30)		
15:54.50 (33.25)	16:27.89 (33.39)	17:01.23 (33.34)	17:34.14 (32.91)	18:06.36 (32.22)	
34 Petrelis, Christina	SO	Saint Peters University-NJ	17:49.56	18:09.62	
29.83	1:02.35 (32.52)	1:35.20 (32.85)	2:08.26 (33.06)		
2:41.23 (32.97)	3:14.49 (33.26)	3:47.71 (33.22)	4:20.78 (33.07)		
4:54.11 (33.33)	5:27.31 (33.20)	6:00.60 (33.29)	6:33.70 (33.10)		
7:06.81 (33.11)	7:40.09 (33.28)	8:13.27 (33.18)	8:46.25 (32.98)		
9:19.53 (33.28)	9:52.38 (32.85)	10:25.58 (33.20)	10:58.70 (33.12)		
11:31.71 (33.01)	12:04.53 (32.82)	12:37.55 (33.02)	13:10.52 (32.97)		
13:43.65 (33.13)	14:16.81 (33.16)	14:50.11 (33.30)	15:23.21 (33.10)		
15:56.44 (33.23)	16:29.80 (33.36)	17:03.21 (33.41)	17:36.75 (33.54)	18:09.62 (32.87)	
35 Boland, Katie E		Columbia University Women-MR	18:18.96	18:25.82	
30.27	1:02.98 (32.71)	1:36.24 (33.26)	2:09.72 (33.48)		
2:43.16 (33.44)	3:16.67 (33.51)	3:50.16 (33.49)	4:23.70 (33.54)		
4:57.02 (33.32)	5:30.64 (33.62)	6:04.13 (33.49)	6:37.68 (33.55)		
7:11.34 (33.66)	7:45.07 (33.73)	8:18.72 (33.65)	8:52.55 (33.83)		
9:26.44 (33.89)	10:00.15 (33.71)	10:33.96 (33.81)	11:07.77 (33.81)		
11:41.68 (33.91)	12:15.51 (33.83)	12:49.48 (33.97)	13:23.17 (33.69)		
13:56.90 (33.73)	14:30.70 (33.80)	15:04.39 (33.69)	15:38.39 (34.00)		
16:12.46 (34.07)	16:46.25 (33.79)	17:19.82 (33.57)	17:53.31 (33.49)	18:25.82 (32.51)	

**Frank Elm Invitational 2013 - 11-22-2013 to 11-24-2013**Real time results at [www.besmarttinc.com](http://www.besmarttinc.com)

Follow Be Smartt Inc on Facebook!

**Results****(Women 1650 Yard Freestyle)**

<b>Name</b>	<b>Yr</b>	<b>School</b>	<b>Seed Time</b>	<b>Finals Time</b>	<b>Points</b>
36 Clay, Jen K	SO	United States Military Academy-M	18:00.50	18:30.91	
30.46	1:02.75 (32.29)	1:35.75 (33.00)	2:08.99 (33.24)		
2:42.09 (33.10)	3:15.42 (33.33)	3:48.85 (33.43)	4:22.49 (33.64)		
4:56.02 (33.53)	5:28.88 (32.86)	6:02.13 (33.25)	6:35.79 (33.66)		
7:08.84 (33.05)	7:43.16 (34.32)	8:17.40 (34.24)	8:51.89 (34.49)		
9:26.41 (34.52)	10:00.95 (34.54)	10:35.40 (34.45)	11:09.94 (34.54)		
11:44.05 (34.11)	12:18.49 (34.44)	12:52.91 (34.42)	13:26.93 (34.02)		
14:00.69 (33.76)	14:34.55 (33.86)	15:09.07 (34.52)	15:43.00 (33.93)		
16:17.25 (34.25)	16:51.74 (34.49)	17:25.66 (33.92)	17:59.05 (33.39)	18:30.91 (31.86)	
37 Fredrickson, Malia	JR	Saint Peters University-NJ	18:56.00	19:14.92	
31.45	1:05.37 (33.92)	1:39.64 (34.27)	2:14.36 (34.72)		
2:48.97 (34.61)	3:23.88 (34.91)	3:58.73 (34.85)	4:33.79 (35.06)		
5:08.89 (35.10)	5:43.80 (34.91)	6:18.70 (34.90)	6:53.99 (35.29)		
7:29.13 (35.14)	8:04.53 (35.40)	8:39.50 (34.97)	9:14.60 (35.10)		
9:50.09 (35.49)	10:25.49 (35.40)	11:01.06 (35.57)	11:36.41 (35.35)		
12:11.70 (35.29)	12:47.34 (35.64)	13:22.63 (35.29)	13:57.95 (35.32)		
14:33.47 (35.52)	15:08.93 (35.46)	15:44.62 (35.69)	16:20.19 (35.57)		
16:55.48 (35.29)	17:30.61 (35.13)	18:05.55 (34.94)	18:40.62 (35.07)	19:14.92 (34.30)	



## Frank Elm Invitational 2013 - 11-22-2013 to 11-24-2013

Real time results at www.besmarttinc.com

Follow Be Smartt Inc on Facebook!

## Results

## Women 100 Yard Backstroke

FELM: 54.81 &amp; 12-03-2005 Kelly M Harrigan

RU

52.55 D1A

55.00 D2A

55.17 D1B

57.75 D2B


Name	Yr	School	Prelim Time	Finals Time	Points
<b>A - Final</b>					
1 Wu, Joanna W	SO	Rutgers University Swimming-NJ	56.51	55.22 D2B	32
26.94	55.22 (28.28)				
2 Huang, Salena		Columbia University Women-MR	57.84	55.85 D2B	28
27.24	55.85 (28.61)				
3 Beale, Natalie L	SO	United States Military Academy-M	56.53	56.94 D2B	27
27.67	56.94 (29.27)				
4 Duggan, Katie	JR	Drexel University	57.14	57.28 D2B	26
27.15	57.28 (30.13)				
5 Winslow, Megan P	SR	West Chester University-MA	57.45	57.70 D2B	25
28.13	57.70 (29.57)				
6 Yali, Gizem	SR	Drexel University	58.48	57.75 D2B	24
28.28	57.75 (29.47)				
7 Samardzic, Matea	FR	Saint Peters University-NJ	58.22	58.06	23
28.50	58.06 (29.56)				
8 Mendez, Meghan R	SO	Wagner College-MR	58.26	59.51	22
28.73	59.51 (30.78)				
<b>B - Final</b>					
9 Gaffey, Mikaila M		Columbia University Women-MR	59.07	58.31	20
28.84	58.31 (29.47)				
10 Senko, Grace E		Columbia University Women-MR	58.68	58.55	17
28.76	58.55 (29.79)				
11 Morris, Lily M		Columbia University Women-MR	59.82	58.83	16
28.62	58.83 (30.21)				
12 Malone, Erin K	SO	Wagner College-MR	59.06	58.88	15
28.76	58.88 (30.12)				
13 Aisawa, Michi M		Columbia University Women-MR	59.46	58.93	14
28.89	58.93 (30.04)				
14 Hamilton, Kelly	FR	United States Military Academy-M	58.66	58.97	13
28.48	58.97 (30.49)				
15 Gibson-Brokop, Lindsay V	JR	Rutgers University Swimming-NJ	59.81	59.63	12
29.09	59.63 (30.54)				
16 Ray, Christina M		Columbia University Women-MR	59.85	1:01.06	11
29.66	1:01.06 (31.40)				
<b>C - Final</b>					
17 Kapelsohn, Katie	FR	Drexel University	59.92	59.08	9
28.49	59.08 (30.59)				
18 D'Arcy, Maggie L		Columbia University Women-MR	1:00.57	59.70	7
29.56	59.70 (30.14)				
19 Warmuth, Tiffany H		Columbia University Women-MR	1:00.16	59.75	6
29.15	59.75 (30.60)				
20 McNeary, Keeli J	JR	United States Military Academy-M	59.97	59.80	5
29.14	59.80 (30.66)				
21 Smith, Aileen E		Columbia University Women-MR	1:00.27	1:00.30	4
29.81	1:00.30 (30.49)				

**Frank Elm Invitational 2013 - 11-22-2013 to 11-24-2013**Real time results at [www.besmarttinc.com](http://www.besmarttinc.com)

Follow Be Smartt Inc on Facebook!

**Results****C - Final ... (Women 100 Yard Backstroke)**

	<b>Name</b>	<b>Yr</b>	<b>School</b>	<b>Prelim Time</b>	<b>Finals Time</b>	<b>Points</b>
22	Conrad, Megan P	FR	Villanova University-MA	1:00.40	1:00.46	3
	29.60		1:00.46 (30.86)			
23	Lord, Colleen E	FR	Villanova University-MA	1:00.35	1:00.48	2
	29.23		1:00.48 (31.25)			
24	Nhipali, Anu H	FR	Wagner College-MR	1:00.15	1:00.52	1
	29.34		1:00.52 (31.18)			





## Frank Elm Invitational 2013 - 11-22-2013 to 11-24-2013

Real time results at [www.besmarttinc.com](http://www.besmarttinc.com)

Follow Be Smartt Inc on Facebook!

## Results

## Women 100 Yard Backstroke

FELM: 54.81 &amp; 12-03-2005 Kelly M Harrigan

RU

52.55 D1A

55.00 D2A

55.17 D1B

57.75 D2B

Name	Yr	School	Seed Time	Prelim Time	
<b>Preliminaries</b>					
1 Wu, Joanna W	SO	Rutgers University Swimming-NJ	54.05	56.51	qD2B
27.23		56.51 (29.28)			
2 Beale, Natalie L	SO	United States Military Academy-N	56.27	56.53	qD2B
27.73		56.53 (28.80)			
3 Duggan, Katie	JR	Drexel University	55.68	57.14	qD2B
27.14		57.14 (30.00)			
4 Winslow, Megan P	SR	West Chester University-MA	57.55	57.45	qD2B
27.94		57.45 (29.51)			
5 Huang, Salena		Columbia University Women-MR	58.67	57.84	q
28.47		57.84 (29.37)			
6 Samardzic, Matea	FR	Saint Peters University-NJ	58.40	58.22	q
28.55		58.22 (29.67)			
7 Mendez, Meghan R	SO	Wagner College-MR	57.30	58.26	q
28.12		58.26 (30.14)			
8 Yali, Gizem	SR	Drexel University	56.60	58.48	q
28.62		58.48 (29.86)			
9 Hamilton, Kelly	FR	United States Military Academy-N	57.18	58.66	q
28.54		58.66 (30.12)			
10 Senko, Grace E		Columbia University Women-MR	57.02	58.68	q
28.43		58.68 (30.25)			
11 Malone, Erin K	SO	Wagner College-MR	57.88	59.06	q
28.69		59.06 (30.37)			
12 Gaffey, Mikaila M		Columbia University Women-MR	58.14	59.07	q
29.34		59.07 (29.73)			
13 Aisawa, Michi M		Columbia University Women-MR	59.67	59.46	q
29.23		59.46 (30.23)			
14 Gibson-Brokop, Lindsay V	JR	Rutgers University Swimming-NJ	57.56	59.81	q
29.09		59.81 (30.72)			
15 Morris, Lily M		Columbia University Women-MR	57.27	59.82	q
28.99		59.82 (30.83)			
16 Ray, Christina M		Columbia University Women-MR	NT	59.85	q
29.11		59.85 (30.74)			
17 Kapelsohn, Katie	FR	Drexel University	59.65	59.92	q
28.14		59.92 (31.78)			
18 McNeary, Keeli J	JR	United States Military Academy-N	56.67	59.97	q
29.40		59.97 (30.57)			
19 Nihipali, Anu H	FR	Wagner College-MR	55.87	1:00.15	q
29.14		1:00.15 (31.01)			
20 Warmuth, Tiffany H		Columbia University Women-MR	57.13	1:00.16	q
29.36		1:00.16 (30.80)			
21 Smith, Aileen E		Columbia University Women-MR	58.13	1:00.27	q
29.63		1:00.27 (30.64)			
22 Lord, Colleen E	FR	Villanova University-MA	58.17	1:00.35	q
29.25		1:00.35 (31.10)			



## Frank Elm Invitational 2013 - 11-22-2013 to 11-24-2013

Real time results at [www.besmarttinc.com](http://www.besmarttinc.com)

Follow Be Smartt Inc on Facebook!

## Results

## Preliminaries ... (Women 100 Yard Backstroke)

Name	Yr	School	Seed Time	Prelim Time	
23 Conrad, Megan P	FR	Villanova University-MA	57.94	1:00.40	q
29.40				1:00.40 (31.00)	
24 D'Arcy, Maggie L		Columbia University Women-MR	59.13	1:00.57	q
30.38				1:00.57 (30.19)	
25 Walsh, Allie	FR	United States Military Academy-M	1:02.18	1:01.10	
29.97				1:01.10 (31.13)	
26 Poderski, Karolina	SO	United States Military Academy-M	1:00.55	1:01.25	
29.86				1:01.25 (31.39)	
27 Sides, Sam E	JR	Wagner College-MR	59.99	1:01.36	
29.62				1:01.36 (31.74)	
28 Carlisle, Caroline A	JR	Rutgers University Swimming-NJ	57.33	1:01.67	
29.90				1:01.67 (31.77)	
29 Drill, Sidney I		Columbia University Women-MR	1:03.13	1:01.77	
30.36				1:01.77 (31.41)	
30 Bumgardner, Hayden S	SO	Villanova University-MA	58.98	1:02.33	
29.87				1:02.33 (32.46)	
31 Randolph, Jessie A	FR	Villanova University-MA	1:00.83	1:02.50	
30.72				1:02.50 (31.78)	
32 Mastrandrea, Therese	FR	Drexel University	1:00.98	1:02.77	
30.65				1:02.77 (32.12)	
33 Aksamit, Claire M	JR	Villanova University-MA	1:03.67	1:03.25	
30.45				1:03.25 (32.80)	
34 Jokubaitis, Cait E		Columbia University Women-MR	1:05.13	1:03.49	
30.93				1:03.49 (32.56)	
35 Kiely, Meghan G	FR	Rutgers University Swimming-NJ	1:01.01	1:03.58	
31.46				1:03.58 (32.12)	
36 Carbin, Jenna	SO	Saint Peters University-NJ	1:01.56	1:03.74	
30.67				1:03.74 (33.07)	
37 Millaci, Kara L	SR	Rutgers University Swimming-NJ	1:01.95	1:03.75	
30.99				1:03.75 (32.76)	
38 Corpuz, Michelle	JR	Saint Peters University-NJ	1:00.89	1:03.80	
31.04				1:03.80 (32.76)	
39 Kudryashova, Julia R	SO	Rutgers University Swimming-NJ	1:00.75	1:04.30	
30.85				1:04.30 (33.45)	
40 Petrarca, Marisa K	FR	Wagner College-MR	1:06.40	1:07.59	
32.17				1:07.59 (35.42)	
--- Stanley, Kate E		Columbia University Women-MR	1:05.13	SCR	





## Frank Elm Invitational 2013 - 11-22-2013 to 11-24-2013

Real time results at www.besmarttinc.com

Follow Be Smartt Inc on Facebook!

## Results

## Women 200 Yard Backstroke

FELM: 1:56.89 &amp; 12-04-2005 Kelly M Harrigan

RU

1:53.37 D1A

1:58.43 D2A

1:59.24 D1B

2:04.35 D2B

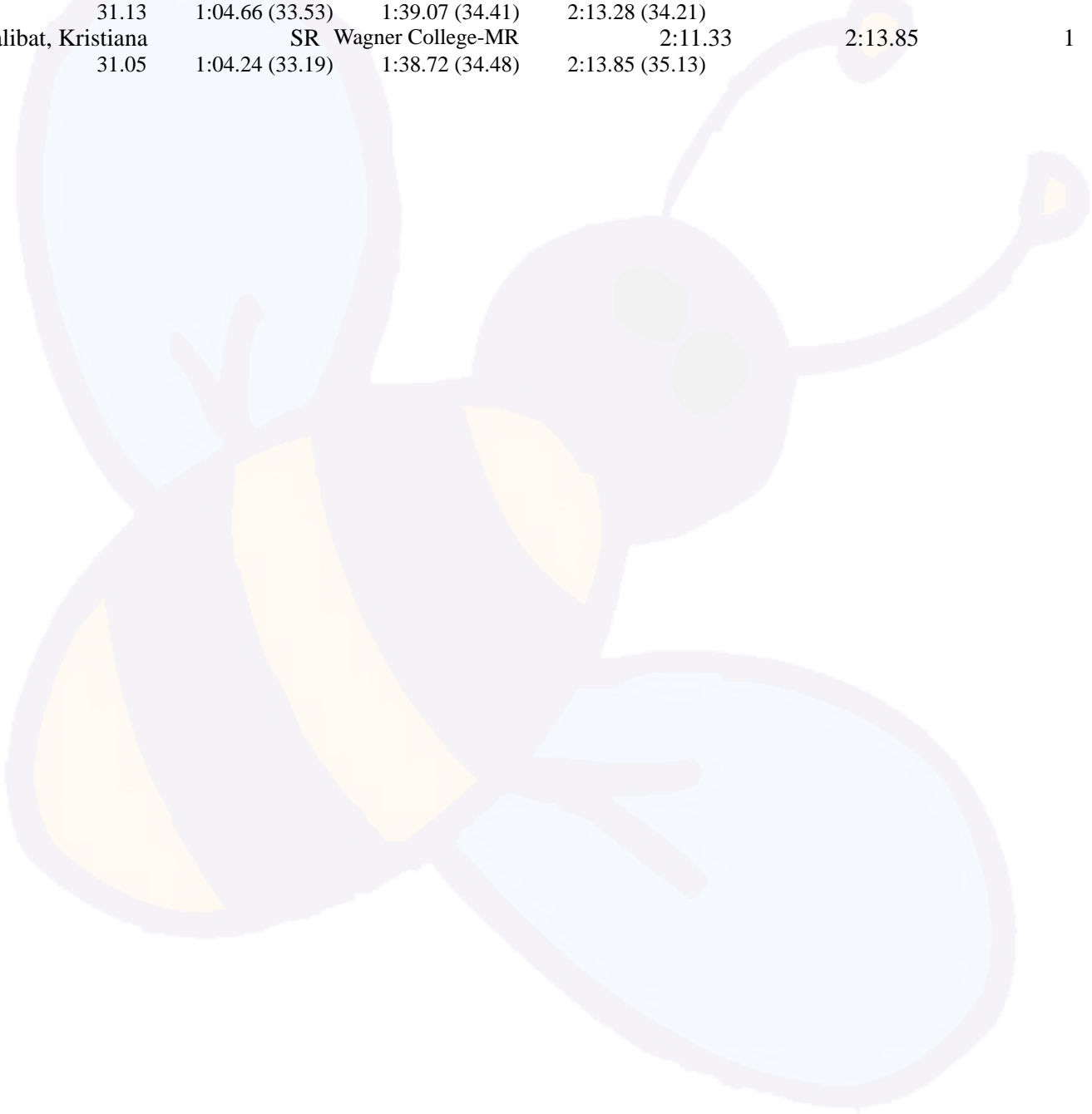
Name	Yr	School	Prelim Time	Finals Time	Points
<b>A - Final</b>					
1 Wu, Joanna W	SO	Rutgers University Swimming-NJ	2:03.05	1:59.09 D1B	32
28.01	58.27 (30.26)	1:28.60 (30.33)	1:59.09 (30.49)		
2 Beale, Natalie L	SO	United States Military Academy-M	2:01.32	1:59.40 D2B	28
28.57	58.88 (30.31)	1:29.10 (30.22)	1:59.40 (30.30)		
3 Huang, Salena		Columbia University Women-MR	2:01.53	2:01.29 D2B	27
29.07	59.64 (30.57)	1:30.75 (31.11)	2:01.29 (30.54)		
4 Samardzic, Matea	FR	Saint Peters University-NJ	2:03.43	2:02.37 D2B	26
28.73	59.44 (30.71)	1:30.87 (31.43)	2:02.37 (31.50)		
5 Yali, Gizem	SR	Drexel University	2:03.46	2:02.64 D2B	25
28.99	59.92 (30.93)	1:31.45 (31.53)	2:02.64 (31.19)		
6 Winslow, Megan P	SR	West Chester University-MA	2:04.08	2:02.85 D2B	24
28.70	59.36 (30.66)	1:31.02 (31.66)	2:02.85 (31.83)		
7 Lacoste, Kara A	SO	Wagner College-MR	2:05.28	2:04.36	23
29.42	1:00.50 (31.08)	1:32.46 (31.96)	2:04.36 (31.90)		
8 Malone, Erin K	SO	Wagner College-MR	2:06.23	2:07.72	22
29.44	1:01.16 (31.72)	1:33.99 (32.83)	2:07.72 (33.73)		
<b>B - Final</b>					
9 Morris, Lily M		Columbia University Women-MR	2:08.05	2:05.76	20
29.02	1:00.49 (31.47)	1:33.01 (32.52)	2:05.76 (32.75)		
10 McNeary, Keeli J	JR	United States Military Academy-M	2:06.24	2:06.54	17
29.68	1:00.99 (31.31)	1:33.78 (32.79)	2:06.54 (32.76)		
11 Smith, Aileen E		Columbia University Women-MR	2:06.59	2:07.18	16
30.55	1:02.74 (32.19)	1:35.16 (32.42)	2:07.18 (32.02)		
12 Mendez, Meghan R	SO	Wagner College-MR	2:08.89	2:07.45	15
29.46	1:01.51 (32.05)	1:34.69 (33.18)	2:07.45 (32.76)		
13 Conrad, Megan P	FR	Villanova University-MA	2:10.05	2:08.51	14
30.24	1:02.31 (32.07)	1:35.73 (33.42)	2:08.51 (32.78)		
14 Hamilton, Kelly	FR	United States Military Academy-M	2:10.55	2:09.09	13
29.57	1:01.48 (31.91)	1:35.06 (33.58)	2:09.09 (34.03)		
15 Warmuth, Tiffany H		Columbia University Women-MR	2:09.54	2:09.53	12
30.62	1:03.30 (32.68)	1:36.81 (33.51)	2:09.53 (32.72)		
16 Rolin, Chelsea N	SR	Rutgers University Swimming-NJ	2:10.09	2:09.68	11
30.32	1:02.75 (32.43)	1:36.37 (33.62)	2:09.68 (33.31)		
<b>C - Final</b>					
17 Murtha, Kaitlin E	SO	Wagner College-MR	2:11.28	2:08.45	9
30.47	1:03.21 (32.74)	1:36.25 (33.04)	2:08.45 (32.20)		
18 Gibson-Brokop, Lindsay V	JR	Rutgers University Swimming-NJ	2:10.96	2:09.02	7
29.93	1:02.20 (32.27)	1:35.72 (33.52)	2:09.02 (33.30)		
19 Lord, Colleen E	FR	Villanova University-MA	2:10.77	2:10.03	6
30.13	1:02.86 (32.73)	1:36.39 (33.53)	2:10.03 (33.64)		
20 Bumgardner, Hayden S	SO	Villanova University-MA	2:11.61	2:11.02	5
30.24	1:03.01 (32.77)	1:36.93 (33.92)	2:11.02 (34.09)		
21 Stoner, Morgan L	JR	Wagner College-MR	2:11.51	2:11.20	4
31.12	1:03.84 (32.72)	1:37.26 (33.42)	2:11.20 (33.94)		

**Frank Elm Invitational 2013 - 11-22-2013 to 11-24-2013**Real time results at [www.besmarttinc.com](http://www.besmarttinc.com)

Follow Be Smartt Inc on Facebook!

**Results****C - Final ... (Women 200 Yard Backstroke)**

	<b>Name</b>		<b>Yr</b>	<b>School</b>	<b>Prelim Time</b>	<b>Finals Time</b>	<b>Points</b>
22	Wallace, Courtney A		SR	West Chester University-MA	2:11.51	2:12.39	3
	31.85	1:04.77 (32.92)		1:38.45 (33.68)	2:12.39 (33.94)		
23	Poderski, Karolina		SO	United States Military Academy-M	2:12.21	2:13.28	2
	31.13	1:04.66 (33.53)		1:39.07 (34.41)	2:13.28 (34.21)		
24	Kalibat, Kristiana		SR	Wagner College-MR	2:11.33	2:13.85	1
	31.05	1:04.24 (33.19)		1:38.72 (34.48)	2:13.85 (35.13)		





## Frank Elm Invitational 2013 - 11-22-2013 to 11-24-2013

Real time results at www.besmarttinc.com

Follow Be Smartt Inc on Facebook!

## Results

## Women 200 Yard Backstroke

FELM: 1:56.89 &amp; 12-04-2005 Kelly M Harrigan

RU

1:53.37 D1A

1:58.43 D2A

1:59.24 D1B

2:04.35 D2B

Name	Yr	School	Seed Time	Prelim Time
<b>Preliminaries</b>				
1 Beale, Natalie L	SO	United States Military Academy-M	2:00.40	2:01.32 qD2B
28.75	59.41 (30.66)	1:30.41 (31.00)	2:01.32 (30.91)	
2 Huang, Salena		Columbia University Women-MR	2:05.29	2:01.53 qD2B
28.50	58.99 (30.49)	1:30.30 (31.31)	2:01.53 (31.23)	
3 Wu, Joanna W	SO	Rutgers University Swimming-NJ	1:58.65	2:03.05 qD2B
28.82	59.34 (30.52)	1:31.09 (31.75)	2:03.05 (31.96)	
4 Samardzic, Matea	FR	Saint Peters University-NJ	2:04.22	2:03.43 qD2B
29.16	1:00.24 (31.08)	1:31.79 (31.55)	2:03.43 (31.64)	
5 Yali, Gizem	SR	Drexel University	2:00.57	2:03.46 qD2B
29.27	1:00.58 (31.31)	1:32.44 (31.86)	2:03.46 (31.02)	
6 Winslow, Megan P	SR	West Chester University-MA	2:05.37	2:04.08 qD2B
29.10	59.99 (30.89)	1:31.89 (31.90)	2:04.08 (32.19)	
7 Lacoste, Kara A	SO	Wagner College-MR	2:02.13	2:05.28 q
29.46	1:00.71 (31.25)	1:32.85 (32.14)	2:05.28 (32.43)	
8 Malone, Erin K	SO	Wagner College-MR	2:08.01	2:06.23 q
29.37	1:00.79 (31.42)	1:33.19 (32.40)	2:06.23 (33.04)	
9 McNeary, Keeli J	JR	United States Military Academy-M	2:02.07	2:06.24 q
29.53	1:00.97 (31.44)	1:33.37 (32.40)	2:06.24 (32.87)	
10 Smith, Aileen E		Columbia University Women-MR	2:17.15	2:06.59 q
30.70	1:03.05 (32.35)	1:35.47 (32.42)	2:06.59 (31.12)	
11 Morris, Lily M		Columbia University Women-MR	NT	2:08.05 q
29.72	1:01.56 (31.84)	1:34.38 (32.82)	2:08.05 (33.67)	
12 Mendez, Meghan R	SO	Wagner College-MR	2:07.43	2:08.89 q
29.51	1:02.32 (32.81)	1:35.68 (33.36)	2:08.89 (33.21)	
13 Warmuth, Tiffany H		Columbia University Women-MR	2:03.59	2:09.54 q
30.66	1:03.35 (32.69)	1:36.69 (33.34)	2:09.54 (32.85)	
14 Conrad, Megan P	FR	Villanova University-MA	2:09.21	2:10.05 q
30.79	1:03.58 (32.79)	1:37.00 (33.42)	2:10.05 (33.05)	
15 Rolin, Chelsea N	SR	Rutgers University Swimming-NJ	2:10.93	2:10.09 q
30.50	1:03.25 (32.75)	1:36.77 (33.52)	2:10.09 (33.32)	
16 Hamilton, Kelly	FR	United States Military Academy-M	2:05.36	2:10.55 q
29.80	1:01.76 (31.96)	1:35.89 (34.13)	2:10.55 (34.66)	
17 Lord, Colleen E	FR	Villanova University-MA	2:04.88	2:10.77 q
30.41	1:03.62 (33.21)	1:37.35 (33.73)	2:10.77 (33.42)	
18 Gibson-Brokop, Lindsay V	JR	Rutgers University Swimming-NJ	2:04.37	2:10.96 q
30.64	1:03.71 (33.07)	1:37.20 (33.49)	2:10.96 (33.76)	
19 Murtha, Kaitlin E	SO	Wagner College-MR	2:06.33	2:11.28 q
30.27	1:03.09 (32.82)	1:37.31 (34.22)	2:11.28 (33.97)	
20 Kalibat, Kristiana	SR	Wagner College-MR	2:10.69	2:11.33 q
30.58	1:03.24 (32.66)	1:37.15 (33.91)	2:11.33 (34.18)	
*21 Wallace, Courtney A	SR	West Chester University-MA	2:20.84	2:11.51 q
31.68	1:04.60 (32.92)	1:37.79 (33.19)	2:11.51 (33.72)	
*21 Stoner, Morgan L	JR	Wagner College-MR	2:07.53	2:11.51 q
30.51	1:02.57 (32.06)	1:36.60 (34.03)	2:11.51 (34.91)	



## Frank Elm Invitational 2013 - 11-22-2013 to 11-24-2013

Real time results at [www.besmarttinc.com](http://www.besmarttinc.com)

Follow Be Smartt Inc on Facebook!

## Results

## Preliminaries ... (Women 200 Yard Backstroke)

	Name	Yr	School	Seed Time	Prelim Time	
23	Bumgardner, Hayden S	SO	Villanova University-MA	2:07.19	2:11.61	q
	30.64	1:04.07 (33.43)	1:37.91 (33.84)	2:11.61 (33.70)		
24	Poderski, Karolina	SO	United States Military Academy-M	2:12.35	2:12.21	q
	30.99	1:04.31 (33.32)	1:38.42 (34.11)	2:12.21 (33.79)		
25	Bertelsen, Corinna E		Columbia University Women-MR	2:11.22	2:12.52	
	31.74	1:04.70 (32.96)	1:38.58 (33.88)	2:12.52 (33.94)		
26	Drill, Sidney I		Columbia University Women-MR	2:15.13	2:12.98	
	32.79	1:07.03 (34.24)	1:40.58 (33.55)	2:12.98 (32.40)		
27	DeRusso, Tina	SO	Drexel University	2:10.44	2:13.27	
	31.38	1:04.77 (33.39)	1:39.23 (34.46)	2:13.27 (34.04)		
28	Kapelsohn, Katie	FR	Drexel University	2:11.21	2:13.32	
	29.63	1:02.95 (33.32)	1:37.82 (34.87)	2:13.32 (35.50)		
29	Aksamit, Claire M	JR	Villanova University-MA	2:17.90	2:13.44	
	31.11	1:04.45 (33.34)	1:39.03 (34.58)	2:13.44 (34.41)		
30	Jokubaitis, Cait E		Columbia University Women-MR	2:23.55	2:14.71	
	31.65	1:05.46 (33.81)	1:40.13 (34.67)	2:14.71 (34.58)		
31	Mastrandrea, Therese	FR	Drexel University	2:01.65	2:15.85	
	31.74	1:05.47 (33.73)	1:40.81 (35.34)	2:15.85 (35.04)		
32	Stanley, Kate E		Columbia University Women-MR	2:20.13	2:19.42	
	33.76	1:09.16 (35.40)	1:45.16 (36.00)	2:19.42 (34.26)		
33	Carbin, Jenna	SO	Saint Peters University-NJ	2:12.35	2:19.49	
	32.83	1:07.53 (34.70)	1:43.94 (36.41)	2:19.49 (35.55)		
34	Corpuz, Michelle	JR	Saint Peters University-NJ	2:13.00	2:20.66	
	32.45	1:07.64 (35.19)	1:43.78 (36.14)	2:20.66 (36.88)		
35	Watson, Carina E	SO	Drexel University	2:18.94	2:28.91	
	34.00	1:10.68 (36.68)	1:49.64 (38.96)	2:28.91 (39.27)		
---	Aisawa, Michi M		Columbia University Women-MR	2:13.13	DFS	



## Frank Elm Invitational 2013 - 11-22-2013 to 11-24-2013

Real time results at [www.besmarttinc.com](http://www.besmarttinc.com)

Follow Be Smartt Inc on Facebook!

## Results

## Women 100 Yard Breaststroke

FELM: 1:01.73 &amp; 11-17-2012 Katie M Meili

Columbia

59.99 D1A

1:02.23 D2A

1:02.98 D1B

1:05.34 D2B

Name	Yr	School	Prelim Time	Finals Time	Points
<b>A - Final</b>					
1 Bernhardt, Rachel	FR	Drexel University	1:04.93	1:03.97 D2B	32
30.13		1:03.97 (33.84)			
2 Somer, Kendall L	JR	West Chester University-MA	1:04.26	1:04.14 D2B	28
30.37		1:04.14 (33.77)			
3 Buckley, Amelia L	SR	West Chester University-MA	1:04.17	1:04.23 D2B	27
31.13		1:04.23 (33.10)			
4 Leberfinger, Greta R	JR	Rutgers University Swimming-NJ	1:04.76	1:04.46 D2B	26
30.79		1:04.46 (33.67)			
5 Claesson, Katja	FR	Wagner College-MR	1:05.39	1:05.26 D2B	25
31.09		1:05.26 (34.17)			
6 Perrotti, Allyson J	SR	Rutgers University Swimming-NJ	1:05.19	1:05.94	24
31.39		1:05.94 (34.55)			
7 Thomas, Kelsey E	SR	Wagner College-MR	1:05.92	1:06.36	23
31.08		1:06.36 (35.28)			
8 Stoddard, Rachel M	FR	Rutgers University Swimming-NJ	1:07.26	1:06.77	22
31.61		1:06.77 (35.16)			
<b>B - Final</b>					
9 Ng, Kristine K		Columbia University Women-MR	1:08.33	1:07.07	20
32.10		1:07.07 (34.97)			
10 Ciatto, Kristina M	SR	West Chester University-MA	1:08.23	1:07.54	17
32.19		1:07.54 (35.35)			
11 Fabrizio, Jess M	SO	United States Military Academy-M	1:07.74	1:07.95	16
32.57		1:07.95 (35.38)			
12 Greenough, Michelle	JR	Wagner College-MR	1:07.77	1:07.96	15
32.25		1:07.96 (35.71)			
13 Heffernan, Rebecca	JR	Drexel University	1:08.42	1:08.44	14
32.20		1:08.44 (36.24)			
14 Sison, Alexandra	JR	Saint Peters University-NJ	1:08.59	1:08.74	13
32.48		1:08.74 (36.26)			
15 Burkett, Jess	FR	United States Military Academy-M	1:07.81	1:08.80	12
33.03		1:08.80 (35.77)			
16 Grier, Megan	FR	United States Military Academy-M	1:08.51	1:09.21	11
33.02		1:09.21 (36.19)			
<b>C - Final</b>					
17 Loomis, Michaela	FR	United States Military Academy-M	1:10.45	1:08.20	9
32.25		1:08.20 (35.95)			
18 Lee, Kristen M	SR	Wagner College-MR	1:08.79	1:08.78	7
32.85		1:08.78 (35.93)			
19 Lau, Emily	FR	Drexel University	1:09.56	1:09.08	6
32.58		1:09.08 (36.50)			
20 Barta, Kristen A	JR	United States Military Academy-M	1:09.24	1:09.11	5
32.65		1:09.11 (36.46)			
21 McCarty, Carolyn M	SO	United States Military Academy-M	1:09.04	1:09.19	4
32.77		1:09.19 (36.42)			

**Frank Elm Invitational 2013 - 11-22-2013 to 11-24-2013**Real time results at [www.besmarttinc.com](http://www.besmarttinc.com)

Follow Be Smartt Inc on Facebook!

**Results****C - Final ... (Women 100 Yard Breaststroke)**

	<b>Name</b>	<b>Yr</b>	<b>School</b>	<b>Prelim Time</b>	<b>Finals Time</b>	<b>Points</b>
22	Brownrigg, Kimberly A	JR	West Chester University-MA	1:09.69	1:09.72	3
	32.94		1:09.72 (36.78)			
23	Allen, Sam M	JR	United States Military Academy-N	1:08.96	1:09.75	2
	33.01		1:09.75 (36.74)			
24	Gidzinski, Jess	JR	Drexel University	1:10.21	1:09.86	1
	32.52		1:09.86 (37.34)			





## Frank Elm Invitational 2013 - 11-22-2013 to 11-24-2013

Real time results at [www.besmarttinc.com](http://www.besmarttinc.com)

Follow Be Smartt Inc on Facebook!

## Results

## Women 100 Yard Breaststroke

FELM: 1:01.73 &amp; 11-17-2012 Katie M Meili

Columbia

59.99 D1A

1:02.23 D2A

1:02.98 D1B

1:05.34 D2B

Name	Yr	School	Seed Time	Prelim Time	
<b>Preliminaries</b>					
1 Buckley, Amelia L	SR	West Chester University-MA	1:09.06	1:04.17	qD2B
30.36		1:04.17 (33.81)			
2 Somer, Kendall L	JR	West Chester University-MA	1:07.71	1:04.26	qD2B
30.07		1:04.26 (34.19)			
3 Leberfinger, Greta R	JR	Rutgers University Swimming-NJ	1:02.14	1:04.76	qD2B
30.88		1:04.76 (33.88)			
4 Bernhardt, Rachel	FR	Drexel University	1:02.88	1:04.93	qD2B
30.88		1:04.93 (34.05)			
5 Perrotti, Allyson J	SR	Rutgers University Swimming-NJ	1:02.61	1:05.19	qD2B
30.93		1:05.19 (34.26)			
6 Claesson, Katja	FR	Wagner College-MR	1:04.18	1:05.39	q
30.99		1:05.39 (34.40)			
7 Thomas, Kelsey E	SR	Wagner College-MR	1:06.40	1:05.92	q
31.15		1:05.92 (34.77)			
8 Stoddard, Rachel M	FR	Rutgers University Swimming-NJ	1:02.85	1:07.26	q
31.91		1:07.26 (35.35)			
9 Fabrizio, Jess M	SO	United States Military Academy-M	1:07.52	1:07.74	q
31.83		1:07.74 (35.91)			
10 Greenough, Michelle	JR	Wagner College-MR	1:06.30	1:07.77	q
32.13		1:07.77 (35.64)			
11 Burkett, Jess	FR	United States Military Academy-M	1:06.50	1:07.81	q
32.22		1:07.81 (35.59)			
12 Ciatto, Kristina M	SR	West Chester University-MA	1:07.55	1:08.23	q
31.78		1:08.23 (36.45)			
13 Ng, Kristine K		Columbia University Women-MR	NT	1:08.33	q
32.50		1:08.33 (35.83)			
14 Heffernan, Rebecca	JR	Drexel University	1:07.71	1:08.42	q
32.41		1:08.42 (36.01)			
15 Grier, Megan	FR	United States Military Academy-M	1:06.73	1:08.51	q
32.50		1:08.51 (36.01)			
16 Sison, Alexandra	JR	Saint Peters University-NJ	1:05.42	1:08.59	q
31.91		1:08.59 (36.68)			
17 Lee, Kristen M	SR	Wagner College-MR	1:07.99	1:08.79	q
32.44		1:08.79 (36.35)			
18 Allen, Sam M	JR	United States Military Academy-M	1:05.87	1:08.96	q
32.77		1:08.96 (36.19)			
19 McCarty, Carolyn M	SO	United States Military Academy-M	1:06.94	1:09.04	q
32.99		1:09.04 (36.05)			
20 Barta, Kristen A	JR	United States Military Academy-M	1:07.84	1:09.24	q
32.67		1:09.24 (36.57)			
21 Lau, Emily	FR	Drexel University	1:08.45	1:09.56	q
32.62		1:09.56 (36.94)			
22 Brownrigg, Kimberly A	JR	West Chester University-MA	1:13.69	1:09.69	q
32.74		1:09.69 (36.95)			



## Frank Elm Invitational 2013 - 11-22-2013 to 11-24-2013

Real time results at [www.besmarttinc.com](http://www.besmarttinc.com)

Follow Be Smartt Inc on Facebook!

## Results

## Preliminaries ... (Women 100 Yard Breaststroke)

Name	Yr	School	Seed Time	Prelim Time
23	Gidzinski, Jess	JR Drexel University	1:08.14	1:10.21 q
	33.01	1:10.21 (37.20)		
24	Loomis, Michaela	FR United States Military Academy-M	1:04.25	1:10.45 q
	33.09	1:10.45 (37.36)		
25	Rasmussen, Brigitte	SO Saint Peters University-NJ	1:09.56	1:11.56
	34.53	1:11.56 (37.03)		
26	Halag, Nowras	JR Saint Peters University-NJ	1:07.36	1:12.11
	33.69	1:12.11 (38.42)		
27	Koch, Katie E	JR Villanova University-MA	1:10.70	J1:12.11
	34.19	1:12.11 (37.92)		
28	Graf, Tori	SO Drexel University	1:11.47	1:13.30
	35.18	1:13.30 (38.12)		
29	Feneron, Marie	FR Saint Peters University-NJ	1:09.56	1:13.91
	35.17	1:13.91 (38.74)		
---	Charniga, Emily	FR Drexel University	1:06.55	SCR
---	Shahar, Jen B	Columbia University Women-MR	1:03.89	SCR
---	Gaffey, Mikaila M	Columbia University Women-MR	1:01.47	SCR





## Frank Elm Invitational 2013 - 11-22-2013 to 11-24-2013

Real time results at www.besmarttinc.com

Follow Be Smartt Inc on Facebook!

## Results

## Women 200 Yard Breaststroke

FELM: 2:16.33 &amp; 12-04-2005 Allie Dean

RU

2:09.72 D1A

2:14.90 D2A

2:16.20 D1B

2:21.65 D2B

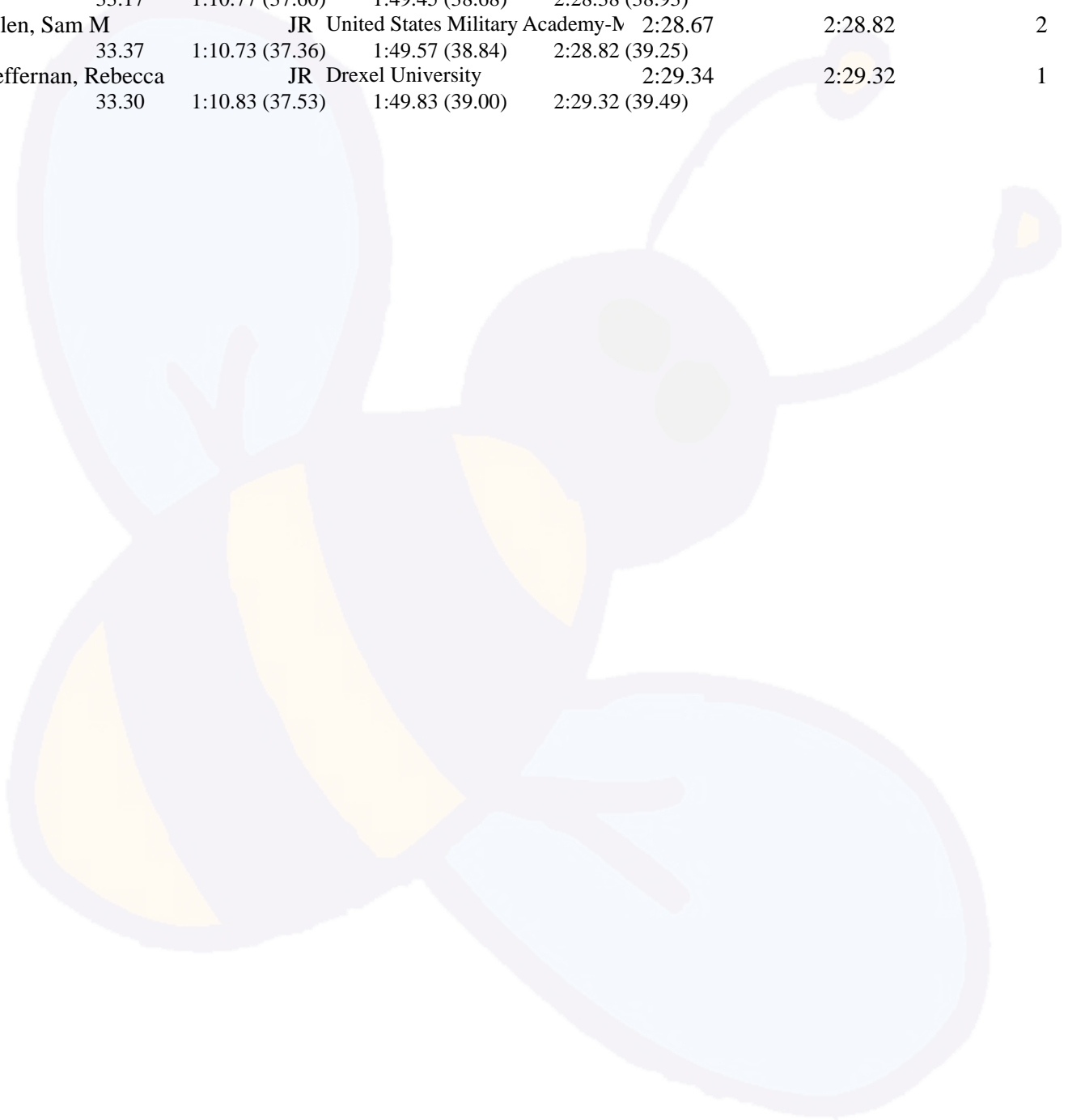
Name	Yr	School	Prelim Time	Finals Time	Points
<b>A - Final</b>					
1 Somer, Kendall L	JR	West Chester University-MA	2:17.54	2:15.54 & D1B	32
31.01	1:05.63 (34.62)	1:39.90 (34.27)	2:15.54 (35.64)		
2 Ng, Kristine K		Columbia University Women-MR	2:20.99	2:17.75 D2B	28
32.06	1:07.24 (35.18)	1:43.33 (36.09)	2:17.75 (34.42)		
3 Buckley, Amelia L	SR	West Chester University-MA	2:19.08	2:19.32 D2B	27
31.89	1:06.59 (34.70)	1:41.73 (35.14)	2:19.32 (37.59)		
4 Leberfinger, Greta R	JR	Rutgers University Swimming-NJ	2:20.22	2:19.61 D2B	26
31.61	1:06.21 (34.60)	1:42.32 (36.11)	2:19.61 (37.29)		
5 Frick, Celia D		Columbia University Women-MR	2:17.92	2:19.62 D2B	25
30.95	1:05.98 (35.03)	1:42.36 (36.38)	2:19.62 (37.26)		
6 Claesson, Katja	FR	Wagner College-MR	2:22.92	2:22.03	24
32.56	1:08.72 (36.16)	1:45.28 (36.56)	2:22.03 (36.75)		
7 Thomas, Kelsey E	SR	Wagner College-MR	2:24.36	2:23.93	23
31.94	1:07.81 (35.87)	1:45.23 (37.42)	2:23.93 (38.70)		
8 Perrotti, Allyson J	SR	Rutgers University Swimming-NJ	2:22.17	2:24.58	22
32.41	1:08.27 (35.86)	1:45.54 (37.27)	2:24.58 (39.04)		
<b>B - Final</b>					
9 Stoddard, Rachel M	FR	Rutgers University Swimming-NJ	2:24.38	2:22.41	20
31.79	1:07.51 (35.72)	1:44.57 (37.06)	2:22.41 (37.84)		
10 Lacoste, Kara A	SO	Wagner College-MR	2:26.47	2:23.77	17
32.26	1:08.17 (35.91)	1:45.62 (37.45)	2:23.77 (38.15)		
11 Loomis, Michaela	FR	United States Military Academy-M	2:26.45	2:24.69	16
32.43	1:08.87 (36.44)	1:46.56 (37.69)	2:24.69 (38.13)		
12 Ciatto, Kristina M	SR	West Chester University-MA	2:27.23	2:25.94	15
32.51	1:08.97 (36.46)	1:46.95 (37.98)	2:25.94 (38.99)		
13 McKeon, Mallory G		Columbia University Women-MR	2:27.81	2:26.66	14
33.28	1:10.31 (37.03)	1:48.15 (37.84)	2:26.66 (38.51)		
14 Barta, Kristen A	JR	United States Military Academy-M	2:27.80	2:27.72	13
32.98	1:10.07 (37.09)	1:48.42 (38.35)	2:27.72 (39.30)		
15 Fabrizio, Jess M	SO	United States Military Academy-M	2:27.36	2:29.80	12
33.26	1:10.67 (37.41)	1:49.76 (39.09)	2:29.80 (40.04)		
16 Shahr, Jen B		Columbia University Women-MR	2:25.26	2:30.40	11
30.02	1:05.24 (35.22)	1:48.32 (43.08)	2:30.40 (42.08)		
<b>C - Final</b>					
17 Bernhardt, Rachel	FR	Drexel University	2:28.09	2:22.31	9
31.74	1:06.87 (35.13)	1:44.72 (37.85)	2:22.31 (37.59)		
18 Kinley, Kate K	SO	United States Military Academy-M	2:29.32	2:24.87	7
32.50	1:08.74 (36.24)	1:46.48 (37.74)	2:24.87 (38.39)		
19 Clifford, Emily A		Columbia University Women-MR	2:28.77	2:27.39	6
32.93	1:10.06 (37.13)	1:48.32 (38.26)	2:27.39 (39.07)		
20 Burkett, Jess	FR	United States Military Academy-M	2:28.70	2:27.60	5
34.30	1:10.74 (36.44)	1:49.27 (38.53)	2:27.60 (38.33)		
21 McCarty, Carolyn M	SO	United States Military Academy-M	2:28.16	2:27.78	4
33.26	1:10.67 (37.41)	1:49.24 (38.57)	2:27.78 (38.54)		

**Frank Elm Invitational 2013 - 11-22-2013 to 11-24-2013**Real time results at [www.besmarttinc.com](http://www.besmarttinc.com)

Follow Be Smartt Inc on Facebook!

**Results****C - Final ... (Women 200 Yard Breaststroke)**

	<b>Name</b>		<b>Yr</b>	<b>School</b>	<b>Prelim Time</b>	<b>Finals Time</b>	<b>Points</b>
22	Sison, Alexandra		JR	Saint Peters University-NJ	2:28.02	2:28.38	3
	33.17	1:10.77 (37.60)		1:49.45 (38.68)	2:28.38 (38.93)		
23	Allen, Sam M		JR	United States Military Academy-N	2:28.67	2:28.82	2
	33.37	1:10.73 (37.36)		1:49.57 (38.84)	2:28.82 (39.25)		
24	Heffernan, Rebecca		JR	Drexel University	2:29.34	2:29.32	1
	33.30	1:10.83 (37.53)		1:49.83 (39.00)	2:29.32 (39.49)		





## Frank Elm Invitational 2013 - 11-22-2013 to 11-24-2013

Real time results at [www.besmarttinc.com](http://www.besmarttinc.com)

Follow Be Smartt Inc on Facebook!

## Results

## Women 200 Yard Breaststroke

FELM: 2:16.33 &amp; 12-04-2005 Allie Dean

RU

2:09.72 D1A

2:14.90 D2A

2:16.20 D1B

2:21.65 D2B

Name	Yr	School	Seed Time	Prelim Time	
<b>Preliminaries</b>					
1 Somer, Kendall L	JR	West Chester University-MA	2:23.68	2:17.54	qD2B
30.54	1:04.42 (33.88)	1:40.15 (35.73)	2:17.54 (37.39)		
2 Frick, Celia D		Columbia University Women-MR	2:19.81	2:17.92	qD2B
30.96	1:06.11 (35.15)	1:41.87 (35.76)	2:17.92 (36.05)		
3 Buckley, Amelia L	SR	West Chester University-MA	2:27.82	2:19.08	qD2B
32.25	1:06.96 (34.71)	1:42.42 (35.46)	2:19.08 (36.66)		
4 Leberfinger, Greta R	JR	Rutgers University Swimming-NJ	2:13.97	2:20.22	qD2B
32.22	1:07.30 (35.08)	1:43.85 (36.55)	2:20.22 (36.37)		
5 Ng, Kristine K		Columbia University Women-MR	2:17.11	2:20.99	qD2B
32.31	1:07.97 (35.66)	1:44.38 (36.41)	2:20.99 (36.61)		
6 Perrotti, Allyson J	SR	Rutgers University Swimming-NJ	2:16.03	2:22.17	q
32.53	1:08.15 (35.62)	1:44.76 (36.61)	2:22.17 (37.41)		
7 Claesson, Katja	FR	Wagner College-MR	2:22.01	2:22.92	q
32.61	1:08.83 (36.22)	1:45.77 (36.94)	2:22.92 (37.15)		
8 Thomas, Kelsey E	SR	Wagner College-MR	2:22.63	2:24.36	q
31.89	1:07.66 (35.77)	1:45.16 (37.50)	2:24.36 (39.20)		
9 Stoddard, Rachel M	FR	Rutgers University Swimming-NJ	2:18.61	2:24.38	q
32.53	1:08.99 (36.46)	1:46.40 (37.41)	2:24.38 (37.98)		
10 Shahar, Jen B		Columbia University Women-MR	2:25.28	2:25.26	q
32.76	1:09.94 (37.18)	1:47.28 (37.34)	2:25.26 (37.98)		
11 Loomis, Michaela	FR	United States Military Academy-M	2:18.64	2:26.45	q
32.98	1:10.25 (37.27)	1:48.29 (38.04)	2:26.45 (38.16)		
12 Lacoste, Kara A	SO	Wagner College-MR	2:21.72	2:26.47	q
32.96	1:09.87 (36.91)	1:47.66 (37.79)	2:26.47 (38.81)		
13 Ciatto, Kristina M	SR	West Chester University-MA	2:22.55	2:27.23	q
32.73	1:09.57 (36.84)	1:48.03 (38.46)	2:27.23 (39.20)		
14 Fabrizio, Jess M	SO	United States Military Academy-M	2:28.50	2:27.36	q
33.09	1:09.80 (36.71)	1:48.34 (38.54)	2:27.36 (39.02)		
15 Barta, Kristen A	JR	United States Military Academy-M	2:20.04	2:27.80	q
33.34	1:10.29 (36.95)	1:48.46 (38.17)	2:27.80 (39.34)		
16 McKeon, Mallory G		Columbia University Women-MR	2:22.13	2:27.81	q
33.39	1:10.27 (36.88)	1:48.69 (38.42)	2:27.81 (39.12)		
17 Sison, Alexandra	JR	Saint Peters University-NJ	2:22.06	2:28.02	q
33.24	1:10.26 (37.02)	1:49.04 (38.78)	2:28.02 (38.98)		
18 Bernhardt, Rachel	FR	Drexel University	2:18.76	2:28.09	q
33.11	1:10.87 (37.76)	1:49.52 (38.65)	2:28.09 (38.57)		
19 McCarty, Carolyn M	SO	United States Military Academy-M	2:23.66	2:28.16	q
34.05	1:11.60 (37.55)	1:49.67 (38.07)	2:28.16 (38.49)		
20 Allen, Sam M	JR	United States Military Academy-M	2:20.73	2:28.67	q
33.60	1:10.78 (37.18)	1:49.79 (39.01)	2:28.67 (38.88)		
21 Burkett, Jess	FR	United States Military Academy-M	2:25.75	2:28.70	q
33.85	1:11.52 (37.67)	1:50.33 (38.81)	2:28.70 (38.37)		
22 Clifford, Emily A		Columbia University Women-MR	2:21.26	2:28.77	q
33.21	1:10.27 (37.06)	1:49.37 (39.10)	2:28.77 (39.40)		



## Frank Elm Invitational 2013 - 11-22-2013 to 11-24-2013

Real time results at [www.besmarttinc.com](http://www.besmarttinc.com)

Follow Be Smartt Inc on Facebook!

## Results

## Preliminaries ... (Women 200 Yard Breaststroke)

Name	Yr	School	Seed Time	Prelim Time	
23 Kinley, Kate K	SO	United States Military Academy-M	2:27.10	2:29.32	q
33.57	1:11.53 (37.96)	1:50.42 (38.89)	2:29.32 (38.90)		
24 Heffernan, Rebecca	JR	Drexel University	2:27.62	2:29.34	q
33.53	1:11.14 (37.61)	1:50.14 (39.00)	2:29.34 (39.20)		
25 Bertelsen, Corinna E		Columbia University Women-MR	2:25.13	2:29.63	
34.27	1:11.81 (37.54)	1:50.54 (38.73)	2:29.63 (39.09)		
26 Lee, Kristen M	SR	Wagner College-MR	2:27.72	2:30.54	
33.96	1:11.11 (37.15)	1:49.98 (38.87)	2:30.54 (40.56)		
27 Barron, Dani M	SO	West Chester University-MA	2:41.47	2:31.56	
34.72	1:12.73 (38.01)	1:51.99 (39.26)	2:31.56 (39.57)		
28 Brownrigg, Kimberly A	JR	West Chester University-MA	2:36.13	2:31.80	
33.64	1:11.44 (37.80)	1:51.28 (39.84)	2:31.80 (40.52)		
29 Mushtei, Anastasiia	JR	Saint Peters University-NJ	2:33.05	2:31.89	
34.79	1:13.41 (38.62)	1:52.60 (39.19)	2:31.89 (39.29)		
30 Stoner, Morgan L	JR	Wagner College-MR	2:28.00	2:32.11	
33.67	1:10.93 (37.26)	1:50.89 (39.96)	2:32.11 (41.22)		
31 Smith, Aileen E		Columbia University Women-MR	2:39.16	2:35.18	
34.89	1:14.47 (39.58)	1:54.96 (40.49)	2:35.18 (40.22)		
32 Feeley, Ellie S		Columbia University Women-MR	2:29.19	2:36.46	
35.24	1:14.53 (39.29)	1:55.02 (40.49)	2:36.46 (41.44)		
33 Graf, Tori	SO	Drexel University	2:35.46	2:36.84	
35.84	1:15.38 (39.54)	1:55.80 (40.42)	2:36.84 (41.04)		
34 Rasmussen, Brigitte	SO	Saint Peters University-NJ	2:31.89	2:39.08	
36.40	1:17.49 (41.09)	1:58.70 (41.21)	2:39.08 (40.38)		
--- Halag, Nowras	JR	Saint Peters University-NJ	2:27.86	DNF	
35.53	1:14.96 (39.43)	1:57.28 (42.32)			
--- Charniga, Emily	FR	Drexel University	2:28.66	SCR	



## Frank Elm Invitational 2013 - 11-22-2013 to 11-24-2013

Real time results at www.besmarttinc.com

Follow Be Smartt Inc on Facebook!

## Results

## Women 100 Yard Butterfly

FELM: 54.36 &amp; 12-03-2005 Kelly M Harrigan

RU

52.02 D1A

54.62 D1B

55.09 D2A

57.84 D2B

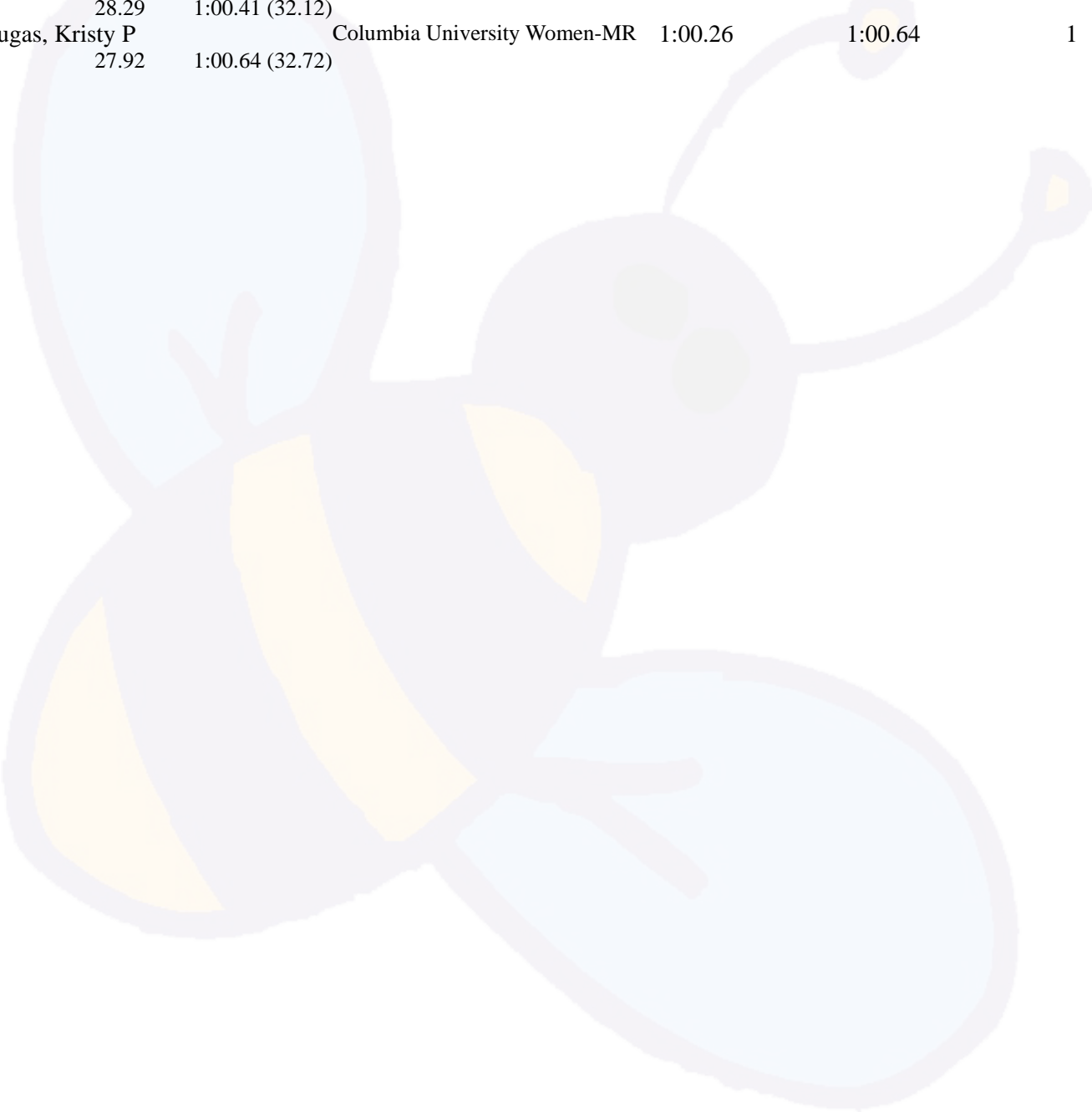
Name	Yr	School	Prelim Time	Finals Time	Points
<b>A - Final</b>					
1 Patrick, Trudi D		Columbia University Women-MR	56.22	55.70 D2B	32
	26.21	55.70 (29.49)			
*2 Aisawa, Michi M		Columbia University Women-MR	56.99	56.36 D2B	27.50
	26.75	56.36 (29.61)			
*2 Ray, Christina M		Columbia University Women-MR	56.11	56.36 D2B	27.50
	26.76	56.36 (29.60)			
4 Moser, Mary C	SR	Rutgers University Swimming-NJ	57.08	56.41 D2B	26
	26.28	56.41 (30.13)			
5 Bullard, Ariana	FR	United States Military Academy-M	57.04	56.59 D2B	25
	26.05	56.59 (30.54)			
6 Morris, Lily M		Columbia University Women-MR	57.25	57.14 D2B	24
	26.85	57.14 (30.29)			
7 Rogers, Shannon E	SO	United States Military Academy-M	56.85	57.33 D2B	23
	26.84	57.33 (30.49)			
8 Hardie, Fiona	SO	Villanova University-MA	57.45	57.45 D2B	22
	26.77	57.45 (30.68)			
<b>B - Final</b>					
9 Mucciarone, Molly F	SO	United States Military Academy-M	58.27	56.08 D2B	20
	25.97	56.08 (30.11)			
10 Sides, Sam E	JR	Wagner College-MR	58.60	57.52 D2B	17
	26.83	57.52 (30.69)			
11 Lucia, Amanda M	SO	Wagner College-MR	58.69	58.15	16
	27.53	58.15 (30.62)			
12 Bentz, Brianna	JR	Drexel University	58.36	58.18	15
	26.88	58.18 (31.30)			
13 Guinee, Brittany A	SR	Rutgers University Swimming-NJ	57.59	58.29	14
	26.99	58.29 (31.30)			
14 Phillips, Haileigh E	JR	United States Military Academy-M	58.09	58.57	13
	27.35	58.57 (31.22)			
15 Malone, Erin K	SO	Wagner College-MR	58.41	58.81	12
	27.55	58.81 (31.26)			
16 Toback, Gabbie N		Columbia University Women-MR	58.03	59.79	11
	27.31	59.79 (32.48)			
<b>C - Final</b>					
17 Rueda, Daniela		Columbia University Women-MR	59.02	58.17	9
	27.61	58.17 (30.56)			
18 Heider, Katrin	JR	Villanova University-MA	58.94	58.44	7
	27.58	58.44 (30.86)			
19 Lau, Emily	FR	Drexel University	59.32	59.17	6
	28.07	59.17 (31.10)			
20 Kim, Rachel	FR	United States Military Academy-M	58.88	59.72	5
	27.47	59.72 (32.25)			
21 Duguay, Claudia	FR	Drexel University	59.40	59.82	4
	27.73	59.82 (32.09)			

**Frank Elm Invitational 2013 - 11-22-2013 to 11-24-2013**Real time results at [www.besmarttinc.com](http://www.besmarttinc.com)

Follow Be Smartt Inc on Facebook!

**Results****C - Final ... (Women 100 Yard Butterfly)**

	<b>Name</b>	<b>Yr</b>	<b>School</b>	<b>Prelim Time</b>	<b>Finals Time</b>	<b>Points</b>
22	Keenan, Lauren A	JR	West Chester University-MA	59.67	1:00.22	3
	28.74		1:00.22 (31.48)			
23	Koch, Katie E	JR	Villanova University-MA	59.83	1:00.41	2
	28.29		1:00.41 (32.12)			
24	Tougas, Kristy P		Columbia University Women-MR	1:00.26	1:00.64	1
	27.92		1:00.64 (32.72)			





## Frank Elm Invitational 2013 - 11-22-2013 to 11-24-2013

Real time results at [www.besmarttinc.com](http://www.besmarttinc.com)

Follow Be Smartt Inc on Facebook!

## Results

## Women 100 Yard Butterfly

FELM: 54.36 &amp; 12-03-2005 Kelly M Harrigan

RU

52.02 D1A

54.62 D1B

55.09 D2A

57.84 D2B

Name	Yr	School	Seed Time	Prelim Time	
<b>Preliminaries</b>					
1 Ray, Christina M		Columbia University Women-MR	54.28	56.11	qD2B
26.14		56.11 (29.97)			
2 Patrick, Trudi D		Columbia University Women-MR	55.14	56.22	qD2B
26.99		56.22 (29.23)			
3 Rogers, Shannon E	SO	United States Military Academy-M	56.17	56.85	qD2B
26.52		56.85 (30.33)			
4 Aisawa, Michi M		Columbia University Women-MR	54.99	56.99	qD2B
27.07		56.99 (29.92)			
5 Bullard, Ariana	FR	United States Military Academy-M	53.90	57.04	qD2B
26.31		57.04 (30.73)			
6 Moser, Mary C	SR	Rutgers University Swimming-NJ	55.73	57.08	qD2B
26.69		57.08 (30.39)			
7 Morris, Lily M		Columbia University Women-MR	56.17	57.25	qD2B
27.12		57.25 (30.13)			
8 Hardie, Fiona	SO	Villanova University-MA	56.69	57.45	qD2B
26.94		57.45 (30.51)			
9 Guinee, Brittany A	SR	Rutgers University Swimming-NJ	54.86	57.59	qD2B
26.96		57.59 (30.63)			
10 Toback, Gabbie N		Columbia University Women-MR	59.06	58.03	q
26.79		58.03 (31.24)			
11 Phillips, Haileigh E	JR	United States Military Academy-M	57.98	58.09	q
27.20		58.09 (30.89)			
12 Mucciarone, Molly F	SO	United States Military Academy-M	54.88	58.27	q
27.10		58.27 (31.17)			
13 Bentz, Brianna	JR	Drexel University	56.40	58.36	q
26.93		58.36 (31.43)			
14 Malone, Erin K	SO	Wagner College-MR	57.50	58.41	q
27.18		58.41 (31.23)			
15 Sides, Sam E	JR	Wagner College-MR	58.00	58.60	q
27.20		58.60 (31.40)			
16 Lucia, Amanda M	SO	Wagner College-MR	56.21	58.69	q
27.60		58.69 (31.09)			
17 Kim, Rachel	FR	United States Military Academy-M	56.92	58.88	q
26.90		58.88 (31.98)			
18 Heider, Katrin	JR	Villanova University-MA	58.13	58.94	q
27.90		58.94 (31.04)			
19 Rueda, Daniela		Columbia University Women-MR	58.13	59.02	q
27.55		59.02 (31.47)			
20 Lau, Emily	FR	Drexel University	57.13	59.32	q
27.27		59.32 (32.05)			
21 Duguay, Claudia	FR	Drexel University	58.62	59.40	q
27.81		59.40 (31.59)			
22 Keenan, Lauren A	JR	West Chester University-MA	59.55	59.67	q
28.62		59.67 (31.05)			



## Frank Elm Invitational 2013 - 11-22-2013 to 11-24-2013

Real time results at [www.besmarttinc.com](http://www.besmarttinc.com)

Follow Be Smartt Inc on Facebook!

## Results

## Preliminaries ... (Women 100 Yard Butterfly)

Name	Yr	School	Seed Time	Prelim Time	
23 Koch, Katie E	JR	Villanova University-MA	56.86	59.83	q
28.23	59.83	(31.60)			
24 Tougas, Kristy P		Columbia University Women-MR	57.64	1:00.26	q
28.14	1:00.26	(32.12)			
25 Loomis, Michaela	FR	United States Military Academy-M	58.39	1:00.28	
27.41	1:00.28	(32.87)			
26 Haufler, Kristin M	FR	Villanova University-MA	58.29	1:00.31	
28.31	1:00.31	(32.00)			
27 Newton, Sophie M	SO	Rutgers University Swimming-NJ	57.45	1:00.34	
28.04	1:00.34	(32.30)			
28 Clifford, Emily A		Columbia University Women-MR	58.13	1:00.37	
28.09	1:00.37	(32.28)			
29 Kollanus, Kaisla	SO	Villanova University-MA	54.39	1:00.44	
27.97	1:00.44	(32.47)			
30 Merkle, Erin S	FR	Villanova University-MA	57.09	1:00.58	
28.81	1:00.58	(31.77)			
31 Wuko, Rachel	SO	Saint Peters University-NJ	58.35	1:00.77	
28.28	1:00.77	(32.49)			
32 Decisneros, Cristina M	SR	Saint Peters University-NJ	57.83	1:00.85	
28.16	1:00.85	(32.69)			
33 Fraiman, Sivan		Columbia University Women-MR	58.37	1:01.25	
28.46	1:01.25	(32.79)			
34 Millaci, Kara L	SR	Rutgers University Swimming-NJ	59.89	1:01.67	
29.03	1:01.67	(32.64)			
35 Randolph, Jessie A	FR	Villanova University-MA	1:00.05	1:01.89	
29.57	1:01.89	(32.32)			
36 Mendez, Meghan R	SO	Wagner College-MR	1:01.01	1:02.29	
28.76	1:02.29	(33.53)			
37 Aksamit, Claire M	JR	Villanova University-MA	1:01.05	1:03.43	
29.42	1:03.43	(34.01)			
38 DeRusso, Tina	SO	Drexel University	1:02.69	1:03.49	
29.34	1:03.49	(34.15)			
39 Carbin, Jenna	SO	Saint Peters University-NJ	1:02.45	1:04.14	
30.03	1:04.14	(34.11)			
40 Ng, Lauren Y	JR	United States Military Academy-M	1:00.48	1:04.94	
28.87	1:04.94	(36.07)			
41 Boland, Katie E		Columbia University Women-MR	1:06.13	1:06.00	
31.17	1:06.00	(34.83)			
42 Watson, Carina E	SO	Drexel University	1:09.15	1:08.03	
30.89	1:08.03	(37.14)			





## Frank Elm Invitational 2013 - 11-22-2013 to 11-24-2013

Real time results at www.besmarttinc.com

Follow Be Smartt Inc on Facebook!

## Results

## Women 200 Yard Butterfly

FELM: 2:02.16 &amp; 12-04-2005 Kristina Lennox

Villanova

1:54.95 D1A

2:00.69 D1B

2:01.35 D2A

2:07.41 D2B

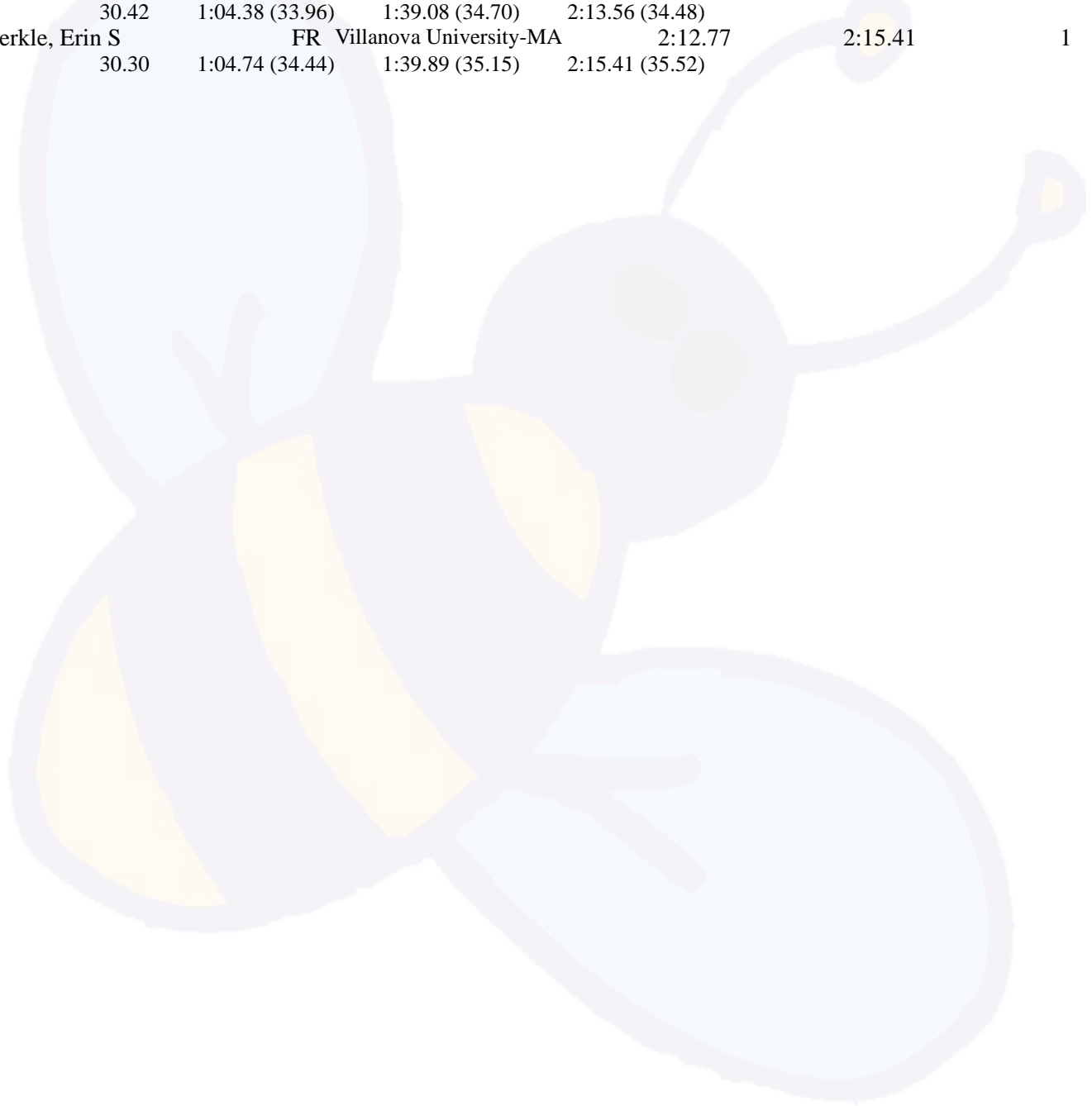
Name	Yr	School	Prelim Time	Finals Time	Points
<b>A - Final</b>					
1 Ng, Kristine K		Columbia University Women-MR	2:04.01	2:02.37	D2B 32
28.50	1:00.40 (31.90)	1:31.08 (30.68)	2:02.37 (31.29)		
2 Patrick, Trudi D		Columbia University Women-MR	2:03.07	2:02.71	D2B 28
28.41	59.80 (31.39)	1:31.98 (32.18)	2:02.71 (30.73)		
3 Lucia, Amanda M		SO Wagner College-MR	2:05.44	2:03.00	D2B 27
27.66	58.83 (31.17)	1:30.67 (31.84)	2:03.00 (32.33)		
4 Guinee, Brittany A		SR Rutgers University Swimming-NJ	2:04.39	2:04.51	D2B 26
27.72	59.40 (31.68)	1:31.97 (32.57)	2:04.51 (32.54)		
5 Rogers, Shannon E		SO United States Military Academy-M	2:06.20	2:05.06	D2B 25
27.82	59.61 (31.79)	1:32.36 (32.75)	2:05.06 (32.70)		
*6 Kluge, Alena E		Columbia University Women-MR	2:04.61	2:05.80	D2B 23.50
28.61	1:00.85 (32.24)	1:33.66 (32.81)	2:05.80 (32.14)		
*6 Moser, Mary C		SR Rutgers University Swimming-NJ	2:05.44	2:05.80	D2B 23.50
28.03	59.77 (31.74)	1:32.55 (32.78)	2:05.80 (33.25)		
8 Pfaff, Morgan S		SO Rutgers University Swimming-NJ	2:05.65	2:06.24	D2B 22
28.54	1:00.45 (31.91)	1:33.05 (32.60)	2:06.24 (33.19)		
<b>B - Final</b>					
9 Hardie, Fiona		SO Villanova University-MA	2:08.36	2:05.74	D2B 20
28.50	1:01.43 (32.93)	1:34.12 (32.69)	2:05.74 (31.62)		
10 Bullard, Ariana		FR United States Military Academy-M	2:07.43	2:05.80	D2B 17
27.63	59.00 (31.37)	1:31.18 (32.18)	2:05.80 (34.62)		
11 Jurek, Sara H		JR Villanova University-MA	2:07.33	2:06.14	D2B 16
29.00	1:01.17 (32.17)	1:33.56 (32.39)	2:06.14 (32.58)		
12 Clifford, Emily A		Columbia University Women-MR	2:08.51	2:07.84	15
28.19	1:00.44 (32.25)	1:33.99 (33.55)	2:07.84 (33.85)		
13 Keenan, Lauren A		JR West Chester University-MA	2:07.66	2:08.41	14
29.14	1:01.27 (32.13)	1:34.42 (33.15)	2:08.41 (33.99)		
14 Walley, Alexis J		JR West Chester University-MA	2:08.50	2:09.39	13
28.46	1:01.02 (32.56)	1:35.07 (34.05)	2:09.39 (34.32)		
15 Buckley, Amelia L		SR West Chester University-MA	2:08.88	2:14.73	12
29.24	1:02.74 (33.50)	1:38.85 (36.11)	2:14.73 (35.88)		
16 Rueda, Daniela		Columbia University Women-MR	2:08.69	2:17.15	11
30.42	1:04.69 (34.27)	1:40.50 (35.81)	2:17.15 (36.65)		
<b>C - Final</b>					
17 Senko, Grace E		Columbia University Women-MR	2:10.04	2:06.52	D2B 9
28.62	1:01.67 (33.05)	1:33.18 (31.51)	2:06.52 (33.34)		
18 Zebker, Molly S		Columbia University Women-MR	2:10.03	2:09.91	7
29.02	1:02.06 (33.04)	1:36.86 (34.80)	2:09.91 (33.05)		
19 Malone, Erin K		SO Wagner College-MR	2:11.41	2:11.30	6
28.66	1:01.59 (32.93)	1:36.12 (34.53)	2:11.30 (35.18)		
20 Rebelez, Kelsey L		JR United States Military Academy-M	2:10.12	2:12.35	5
29.96	1:04.07 (34.11)	1:38.05 (33.98)	2:12.35 (34.30)		
21 Koch, Katie E		JR Villanova University-MA	2:14.06	2:12.59	4
29.42	1:02.71 (33.29)	1:37.01 (34.30)	2:12.59 (35.58)		

**Frank Elm Invitational 2013 - 11-22-2013 to 11-24-2013**Real time results at [www.besmarttinc.com](http://www.besmarttinc.com)

Follow Be Smartt Inc on Facebook!

**Results****C - Final ... (Women 200 Yard Butterfly)**

	<b>Name</b>		<b>Yr</b>	<b>School</b>	<b>Prelim Time</b>	<b>Finals Time</b>	<b>Points</b>
22	Haufler, Kristin M		FR	Villanova University-MA	2:14.10	2:12.67	3
	29.53	1:03.41 (33.88)		1:37.74 (34.33)	2:12.67 (34.93)		
23	Millaci, Kara L		SR	Rutgers University Swimming-NJ	2:14.17	2:13.56	2
	30.42	1:04.38 (33.96)		1:39.08 (34.70)	2:13.56 (34.48)		
24	Merkle, Erin S		FR	Villanova University-MA	2:12.77	2:15.41	1
	30.30	1:04.74 (34.44)		1:39.89 (35.15)	2:15.41 (35.52)		





## Frank Elm Invitational 2013 - 11-22-2013 to 11-24-2013

Real time results at [www.besmarttinc.com](http://www.besmarttinc.com)

Follow Be Smartt Inc on Facebook!

## Results

## Women 200 Yard Butterfly

FELM: 2:02.16 &amp; 12-04-2005 Kristina Lennox

Villanova

1:54.95 D1A

2:00.69 D1B

2:01.35 D2A

2:07.41 D2B

Name	Yr	School	Seed Time	Prelim Time	
<b>Preliminaries</b>					
1 Patrick, Trudi D		Columbia University Women-MR	2:01.65	2:03.07	qD2B
28.50	1:00.61 (32.11)	1:32.36 (31.75)	2:03.07 (30.71)		
2 Ng, Kristine K		Columbia University Women-MR	2:00.91	2:04.01	qD2B
28.35	59.63 (31.28)	1:31.72 (32.09)	2:04.01 (32.29)		
3 Guinee, Brittany A		SR Rutgers University Swimming-NJ	2:00.17	2:04.39	qD2B
27.57	59.14 (31.57)	1:31.30 (32.16)	2:04.39 (33.09)		
4 Kluge, Alena E		Columbia University Women-MR	2:10.13	2:04.61	qD2B
28.34	1:00.37 (32.03)	1:32.40 (32.03)	2:04.61 (32.21)		
*5 Moser, Mary C		SR Rutgers University Swimming-NJ	2:02.11	2:05.44	qD2B
28.05	59.40 (31.35)	1:31.74 (32.34)	2:05.44 (33.70)		
*5 Lucia, Amanda M		SO Wagner College-MR	2:02.38	2:05.44	qD2B
28.52	1:00.34 (31.82)	1:32.72 (32.38)	2:05.44 (32.72)		
7 Pfaff, Morgan S		SO Rutgers University Swimming-NJ	2:02.24	2:05.65	qD2B
28.94	1:01.03 (32.09)	1:33.43 (32.40)	2:05.65 (32.22)		
8 Rogers, Shannon E		SO United States Military Academy-M	2:04.66	2:06.20	qD2B
28.33	1:00.19 (31.86)	1:32.80 (32.61)	2:06.20 (33.40)		
9 Jurek, Sara H		JR Villanova University-MA	2:08.02	2:07.33	qD2B
29.62	1:02.19 (32.57)	1:34.83 (32.64)	2:07.33 (32.50)		
10 Bullard, Ariana		FR United States Military Academy-M	2:00.76	2:07.43	q
27.46	59.28 (31.82)	1:32.02 (32.74)	2:07.43 (35.41)		
11 Keenan, Lauren A		JR West Chester University-MA	2:05.55	2:07.66	q
29.35	1:01.39 (32.04)	1:34.52 (33.13)	2:07.66 (33.14)		
12 Hardie, Fiona		SO Villanova University-MA	2:05.06	2:08.36	q
29.11	1:02.07 (32.96)	1:35.54 (33.47)	2:08.36 (32.82)		
13 Walley, Alexis J		JR West Chester University-MA	2:08.55	2:08.50	q
28.41	1:00.20 (31.79)	1:33.62 (33.42)	2:08.50 (34.88)		
14 Clifford, Emily A		Columbia University Women-MR	2:07.38	2:08.51	q
28.65	1:01.11 (32.46)	1:34.58 (33.47)	2:08.51 (33.93)		
15 Rueda, Daniela		Columbia University Women-MR	2:06.72	2:08.69	q
28.36	1:00.96 (32.60)	1:34.32 (33.36)	2:08.69 (34.37)		
16 Buckley, Amelia L		SR West Chester University-MA	2:12.86	2:08.88	q
29.36	1:01.92 (32.56)	1:35.09 (33.17)	2:08.88 (33.79)		
17 Zebker, Molly S		Columbia University Women-MR	2:05.16	2:10.03	q
28.94	1:02.28 (33.34)	1:36.16 (33.88)	2:10.03 (33.87)		
18 Senko, Grace E		Columbia University Women-MR	2:08.13	2:10.04	q
28.94	1:01.58 (32.64)	1:35.52 (33.94)	2:10.04 (34.52)		
19 Rebelez, Kelsey L		JR United States Military Academy-M	2:08.25	2:10.12	q
29.78	1:03.03 (33.25)	1:36.15 (33.12)	2:10.12 (33.97)		
20 Malone, Erin K		SO Wagner College-MR	2:07.49	2:11.41	q
28.67	1:01.68 (33.01)	1:36.55 (34.87)	2:11.41 (34.86)		
21 Merkle, Erin S		FR Villanova University-MA	2:06.62	2:12.77	q
30.11	1:03.26 (33.15)	1:37.84 (34.58)	2:12.77 (34.93)		
22 Koch, Katie E		JR Villanova University-MA	2:06.59	2:14.06	q
30.27	1:04.00 (33.73)	1:38.66 (34.66)	2:14.06 (35.40)		

**Frank Elm Invitational 2013 - 11-22-2013 to 11-24-2013**Real time results at [www.besmarttinc.com](http://www.besmarttinc.com)

Follow Be Smartt Inc on Facebook!

**Results****Preliminaries ... (Women 200 Yard Butterfly)**

	<b>Name</b>	<b>Yr</b>	<b>School</b>	<b>Seed Time</b>	<b>Prelim Time</b>	
23	Haufler, Kristin M	FR	Villanova University-MA	2:13.10	2:14.10	q
	29.47	1:03.27 (33.80)	1:38.45 (35.18)	2:14.10 (35.65)		
24	Millaci, Kara L	SR	Rutgers University Swimming-NJ	2:14.89	2:14.17	q
	30.37	1:04.61 (34.24)	1:39.83 (35.22)	2:14.17 (34.34)		
25	Lee, Brogan D	JR	Rutgers University Swimming-NJ	2:12.40	2:15.85	
	30.95	1:05.36 (34.41)	1:41.09 (35.73)	2:15.85 (34.76)		
26	Tougas, Kristy P		Columbia University Women-MR	2:10.30	2:16.23	
	30.04	1:04.56 (34.52)	1:39.64 (35.08)	2:16.23 (36.59)		
27	Murtha, Kaitlin E	SO	Wagner College-MR	2:13.00	2:17.06	
	30.69	1:04.74 (34.05)	1:39.95 (35.21)	2:17.06 (37.11)		
28	Decisneros, Cristina M	SR	Saint Peters University-NJ	2:08.75	2:17.44	
	29.56	1:04.10 (34.54)	1:41.15 (37.05)	2:17.44 (36.29)		
29	Ray, Christina M		Columbia University Women-MR	2:01.68	2:17.81	
	29.24	1:03.39 (34.15)	1:40.90 (37.51)	2:17.81 (36.91)		
30	Clay, Jen K	SO	United States Military Academy-M	2:09.10	2:17.82	
	31.03	1:05.45 (34.42)	1:40.47 (35.02)	2:17.82 (37.35)		
31	Feneron, Marie	FR	Saint Peters University-NJ	2:15.98	2:19.26	
	30.84	1:06.02 (35.18)	1:43.71 (37.69)	2:19.26 (35.55)		
32	Huang, Salena		Columbia University Women-MR	2:14.13	2:21.15	
	29.50	1:04.03 (34.53)	1:42.07 (38.04)	2:21.15 (39.08)		
33	Fraiman, Sivan		Columbia University Women-MR	2:15.13	2:23.97	
	30.15	1:04.82 (34.67)	1:42.77 (37.95)	2:23.97 (41.20)		
34	Boland, Katie E		Columbia University Women-MR	2:17.13	2:25.60	
	31.86	1:08.39 (36.53)	1:47.19 (38.80)	2:25.60 (38.41)		
---	Aisawa, Michi M		Columbia University Women-MR	2:01.24	DNF	
	28.32	50.00 (21.68)				



## Frank Elm Invitational 2013 - 11-22-2013 to 11-24-2013

Real time results at www.besmarttinc.com

Follow Be Smartt Inc on Facebook!

## Results

## Women 200 Yard IM

FELM: 2:02.35 &amp; 11-16-2012 Erin J Malone

Villanova

1:56.13 D1A

2:01.93 D1B

2:02.50 D2A

2:08.62 D2B

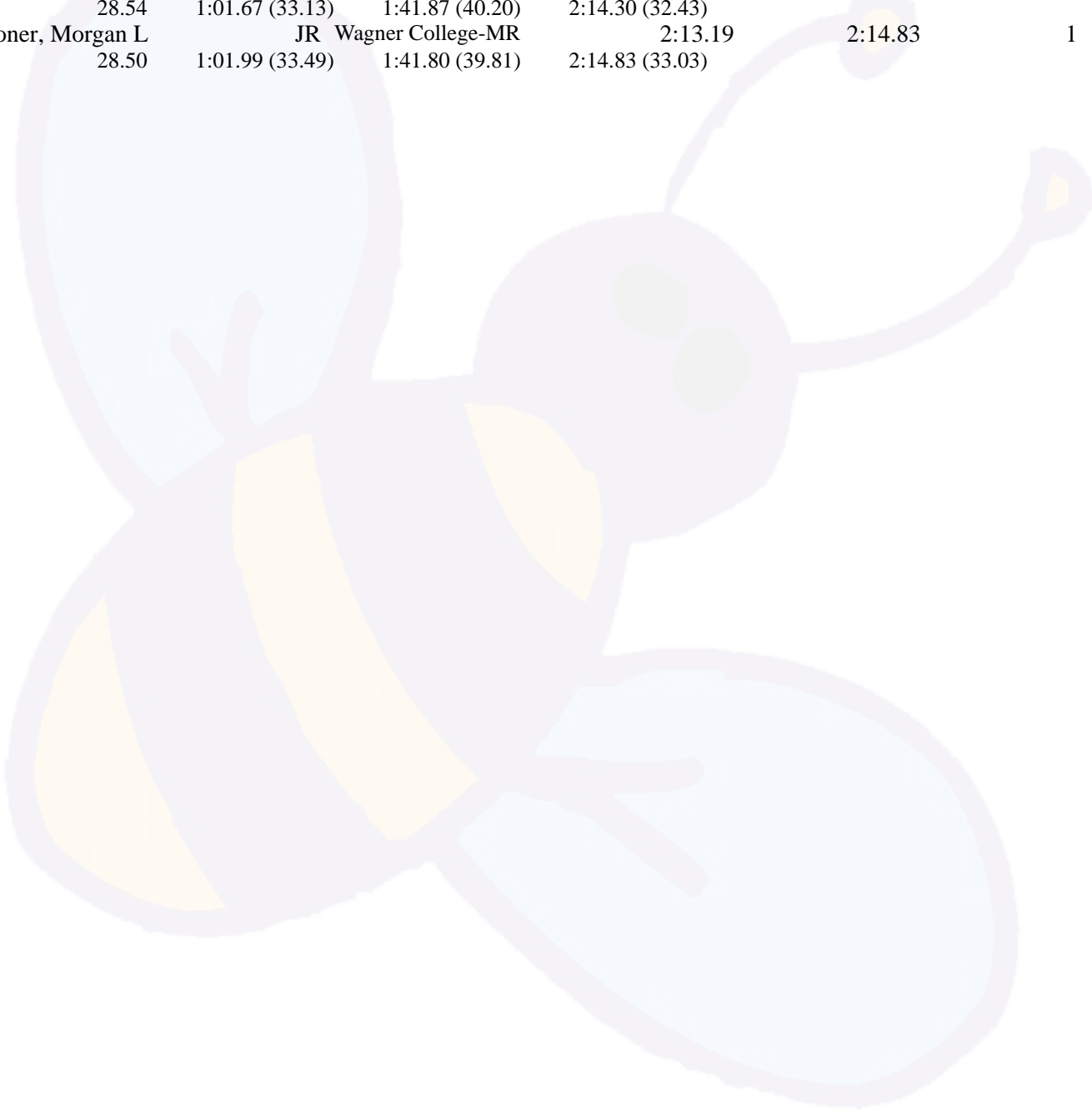
Name	Yr	School	Prelim Time	Finals Time	Points
<b>A - Final</b>					
1 Pfaff, Morgan S	SO	Rutgers University Swimming-NJ	2:04.53	2:04.69	D2B 32
26.93	58.20 (31.27)	1:35.30 (37.10)	2:04.69 (29.39)		
2 Winslow, Megan P	SR	West Chester University-MA	2:06.98	2:05.65	D2B 28
26.94	59.05 (32.11)	1:35.86 (36.81)	2:05.65 (29.79)		
3 Buckley, Amelia L	SR	West Chester University-MA	2:07.90	2:06.90	D2B 27
27.88	1:01.96 (34.08)	1:36.36 (34.40)	2:06.90 (30.54)		
4 Perrotti, Allyson J	SR	Rutgers University Swimming-NJ	2:07.95	2:07.18	D2B 26
28.38	1:01.70 (33.32)	1:37.08 (35.38)	2:07.18 (30.10)		
5 Somer, Kendall L	JR	West Chester University-MA	2:08.51	2:07.55	D2B 25
28.03	1:02.23 (34.20)	1:37.17 (34.94)	2:07.55 (30.38)		
6 Barone, Mia D	SR	West Chester University-MA	2:08.04	2:07.81	D2B 24
28.17	58.95 (30.78)	1:37.87 (38.92)	2:07.81 (29.94)		
7 Ketchmark, Meredith A	SR	Wagner College-MR	2:08.87	2:08.05	D2B 23
27.24	1:00.43 (33.19)	1:38.35 (37.92)	2:08.05 (29.70)		
8 Burkett, Jess	FR	United States Military Academy-M	2:08.02	2:09.05	22
28.29	1:00.46 (32.17)	1:39.48 (39.02)	2:09.05 (29.57)		
<b>B - Final</b>					
9 Lacoste, Kara A	SO	Wagner College-MR	2:09.77	2:08.20	D2B 20
28.68	1:00.20 (31.52)	1:37.68 (37.48)	2:08.20 (30.52)		
10 Leberfinger, Greta R	JR	Rutgers University Swimming-NJ	2:09.55	2:09.23	17
28.63	1:01.99 (33.36)	1:38.31 (36.32)	2:09.23 (30.92)		
11 Thomas, Kelsey E	SR	Wagner College-MR	2:10.21	2:09.51	16
28.51	1:02.04 (33.53)	1:39.64 (37.60)	2:09.51 (29.87)		
12 Lau, Emily	FR	Drexel University	2:10.69	2:10.03	15
27.32	1:01.82 (34.50)	1:40.44 (38.62)	2:10.03 (29.59)		
13 Allen, Sam M	JR	United States Military Academy-M	2:10.22	2:10.38	14
28.58	1:01.50 (32.92)	1:39.40 (37.90)	2:10.38 (30.98)		
14 Rebelez, Kelsey L	JR	United States Military Academy-M	2:11.12	2:10.92	13
28.34	1:02.28 (33.94)	1:40.98 (38.70)	2:10.92 (29.94)		
15 Greenough, Michelle	JR	Wagner College-MR	2:11.28	2:12.16	12
28.95	1:03.47 (34.52)	1:42.44 (38.97)	2:12.16 (29.72)		
16 Kollanus, Kaisla	SO	Villanova University-MA	2:10.93	2:16.06	11
28.05	1:04.52 (36.47)	1:43.82 (39.30)	2:16.06 (32.24)		
<b>C - Final</b>					
17 Bullard, Ariana	FR	United States Military Academy-M	2:12.26	2:09.35	9
26.61	58.46 (31.85)	1:38.15 (39.69)	2:09.35 (31.20)		
18 Heffernan, Rebecca	JR	Drexel University	2:12.69	2:10.58	7
28.26	1:01.92 (33.66)	1:39.67 (37.75)	2:10.58 (30.91)		
19 Brownrigg, Kimberly A	JR	West Chester University-MA	2:12.70	2:10.70	6
28.80	1:03.16 (34.36)	1:40.09 (36.93)	2:10.70 (30.61)		
20 Ciatto, Kristina M	SR	West Chester University-MA	2:11.54	2:12.27	5
29.08	1:03.52 (34.44)	1:40.76 (37.24)	2:12.27 (31.51)		
21 Keenan, Lauren A	JR	West Chester University-MA	2:12.74	2:12.41	4
28.91	1:02.56 (33.65)	1:41.58 (39.02)	2:12.41 (30.83)		

**Frank Elm Invitational 2013 - 11-22-2013 to 11-24-2013**Real time results at [www.besmarttinc.com](http://www.besmarttinc.com)

Follow Be Smartt Inc on Facebook!

**Results****C - Final ... (Women 200 Yard IM)**

	<b>Name</b>		<b>Yr</b>	<b>School</b>	<b>Prelim Time</b>	<b>Finals Time</b>	<b>Points</b>
22	Barta, Kristen A		JR	United States Military Academy-M	2:12.21	2:12.66	3
	29.60	1:03.71 (34.11)		1:42.04 (38.33)	2:12.66 (30.62)		
23	Nhipali, Anu H		FR	Wagner College-MR	2:12.78	2:14.30	2
	28.54	1:01.67 (33.13)		1:41.87 (40.20)	2:14.30 (32.43)		
24	Stoner, Morgan L		JR	Wagner College-MR	2:13.19	2:14.83	1
	28.50	1:01.99 (33.49)		1:41.80 (39.81)	2:14.83 (33.03)		





## Frank Elm Invitational 2013 - 11-22-2013 to 11-24-2013

Real time results at [www.besmarttinc.com](http://www.besmarttinc.com)

Follow Be Smartt Inc on Facebook!

## Results

## Women 200 Yard IM

FELM: 2:02.35 &amp; 11-16-2012 Erin J Malone

Villanova

1:56.13 D1A

2:01.93 D1B

2:02.50 D2A

2:08.62 D2B

Name	Yr	School	Seed Time	Prelim Time
<b>Preliminaries</b>				
1 Pfaff, Morgan S	SO	Rutgers University Swimming-NJ	2:03.93	2:04.53 qD2B
26.97	58.29 (31.32)	1:34.96 (36.67)	2:04.53 (29.57)	
2 Winslow, Megan P	SR	West Chester University-MA	2:06.55	2:06.98 qD2B
26.68	57.77 (31.09)	1:36.16 (38.39)	2:06.98 (30.82)	
3 Buckley, Amelia L	SR	West Chester University-MA	2:15.13	2:07.90 qD2B
27.98	1:02.30 (34.32)	1:36.87 (34.57)	2:07.90 (31.03)	
4 Perrotti, Allyson J	SR	Rutgers University Swimming-NJ	2:03.56	2:07.95 qD2B
28.40	1:02.31 (33.91)	1:37.77 (35.46)	2:07.95 (30.18)	
5 Burkett, Jess	FR	United States Military Academy-M	2:07.29	2:08.02 qD2B
27.94	1:00.04 (32.10)	1:37.69 (37.65)	2:08.02 (30.33)	
6 Barone, Mia D	SR	West Chester University-MA	2:14.55	2:08.04 qD2B
28.36	59.11 (30.75)	1:38.07 (38.96)	2:08.04 (29.97)	
7 Somer, Kendall L	JR	West Chester University-MA	2:15.51	2:08.51 qD2B
28.12	1:02.07 (33.95)	1:37.56 (35.49)	2:08.51 (30.95)	
8 Ketchmark, Meredith A	SR	Wagner College-MR	2:06.94	2:08.87 q
27.00	1:00.13 (33.13)	1:38.65 (38.52)	2:08.87 (30.22)	
9 Leberfinger, Greta R	JR	Rutgers University Swimming-NJ	2:05.58	2:09.55 q
28.55	1:02.06 (33.51)	1:37.95 (35.89)	2:09.55 (31.60)	
10 Lacoste, Kara A	SO	Wagner College-MR	2:06.43	2:09.77 q
28.79	1:00.75 (31.96)	1:38.84 (38.09)	2:09.77 (30.93)	
11 Thomas, Kelsey E	SR	Wagner College-MR	2:09.90	2:10.21 q
28.43	1:01.58 (33.15)	1:39.73 (38.15)	2:10.21 (30.48)	
12 Allen, Sam M	JR	United States Military Academy-M	2:08.10	2:10.22 q
28.96	1:01.46 (32.50)	1:39.41 (37.95)	2:10.22 (30.81)	
13 Lau, Emily	FR	Drexel University	2:09.67	2:10.69 q
27.20	1:01.40 (34.20)	1:39.97 (38.57)	2:10.69 (30.72)	
14 Kollanus, Kaisla	SO	Villanova University-MA	2:14.89	2:10.93 q
28.03	1:01.29 (33.26)	1:40.97 (39.68)	2:10.93 (29.96)	
15 Rebelez, Kelsey L	JR	United States Military Academy-M	2:09.22	2:11.12 q
28.45	1:02.66 (34.21)	1:41.03 (38.37)	2:11.12 (30.09)	
16 Greenough, Michelle	JR	Wagner College-MR	2:08.35	2:11.28 q
28.64	1:01.79 (33.15)	1:40.76 (38.97)	2:11.28 (30.52)	
17 Ciatto, Kristina M	SR	West Chester University-MA	2:11.55	2:11.54 q
28.70	1:02.14 (33.44)	1:39.74 (37.60)	2:11.54 (31.80)	
18 Barta, Kristen A	JR	United States Military Academy-M	2:07.37	2:12.21 q
29.64	1:03.77 (34.13)	1:41.52 (37.75)	2:12.21 (30.69)	
19 Bullard, Ariana	FR	United States Military Academy-M	2:06.22	2:12.26 q
26.86	59.57 (32.71)	1:40.13 (40.56)	2:12.26 (32.13)	
20 Heffernan, Rebecca	JR	Drexel University	2:10.08	2:12.69 q
28.42	1:03.07 (34.65)	1:41.33 (38.26)	2:12.69 (31.36)	
21 Brownrigg, Kimberly A	JR	West Chester University-MA	2:19.07	2:12.70 q
28.23	1:03.18 (34.95)	1:40.98 (37.80)	2:12.70 (31.72)	
22 Keenan, Lauren A	JR	West Chester University-MA	2:12.55	2:12.74 q
28.75	1:02.31 (33.56)	1:41.61 (39.30)	2:12.74 (31.13)	



## Frank Elm Invitational 2013 - 11-22-2013 to 11-24-2013

Real time results at [www.besmarttinc.com](http://www.besmarttinc.com)

Follow Be Smartt Inc on Facebook!

## Results

## Preliminaries ... (Women 200 Yard IM)

Name	Yr	School	Seed Time	Prelim Time	
23 Nihipali, Anu H	FR	Wagner College-MR	2:06.99	2:12.78	q
28.82	1:00.98 (32.16)	1:41.16 (40.18)	2:12.78 (31.62)		
24 Stoner, Morgan L	JR	Wagner College-MR	2:10.00	2:13.19	q
28.50	1:01.74 (33.24)	1:40.83 (39.09)	2:13.19 (32.36)		
25 McCarty, Carolyn M	SO	United States Military Academy-M	2:09.21	2:14.12	
29.74	1:03.78 (34.04)	1:41.78 (38.00)	2:14.12 (32.34)		
26 Claesson, Katja	FR	Wagner College-MR	2:13.97	2:14.47	
29.43	1:04.75 (35.32)	1:42.24 (37.49)	2:14.47 (32.23)		
27 Koch, Katie E	JR	Villanova University-MA	2:13.21	2:14.90	
28.53	1:03.20 (34.67)	1:42.85 (39.65)	2:14.90 (32.05)		
28 Murtha, Kaitlin E	SO	Wagner College-MR	2:13.02	2:15.71	
29.40	1:02.32 (32.92)	1:44.11 (41.79)	2:15.71 (31.60)		
29 Bumgardner, Hayden S	SO	Villanova University-MA	2:10.75	2:17.81	
30.29	1:03.86 (33.57)	1:47.04 (43.18)	2:17.81 (30.77)		
30 Lee, Kristen M	SR	Wagner College-MR	2:14.96	2:17.87	
28.71	1:05.10 (36.39)	1:43.65 (38.55)	2:17.87 (34.22)		
31 Charniga, Emily	FR	Drexel University	2:11.87	2:19.09	
30.22	1:06.72 (36.50)	1:45.59 (38.87)	2:19.09 (33.50)		
32 Aksamit, Claire M	JR	Villanova University-MA	2:19.27	2:21.01	
29.72	1:03.90 (34.18)	1:48.54 (44.64)	2:21.01 (32.47)		
33 Graf, Tori	SO	Drexel University	2:24.59	2:26.27	
31.97	1:12.10 (40.13)	1:52.09 (39.99)	2:26.27 (34.18)		
--- Stoddard, Rachel M	FR	Rutgers University Swimming-NJ	2:05.00	DQ	
--- Mastrandrea, Therese	FR	Drexel University	2:12.76	DQ	





## Frank Elm Invitational 2013 - 11-22-2013 to 11-24-2013

Real time results at www.besmarttinc.com

Follow Be Smartt Inc on Facebook!

## Results

## Women 400 Yard IM

FELM: 4:16.62 &amp; 11-17-2012 Katie M Meili

Columbia

4:07.33 D1A

4:19.61 D2A

4:19.69 D1B

4:32.59 D2B

Name	Yr	School	Prelim Time	Finals Time	Points
<b>A - Final</b>					
1 Kluge, Alena E		Columbia University Women-MR	4:22.20	4:18.54 D2A	32
28.26	59.64 (31.38)	1:32.28 (32.64)	2:04.08 (31.80)		
2:40.97 (36.89)	3:18.57 (37.60)	3:49.19 (30.62)	4:18.54 (29.35)		
2 Ng, Kristine K		Columbia University Women-MR	4:25.05	4:23.08 D2B	28
28.24	59.84 (31.60)	1:34.79 (34.95)	2:10.41 (35.62)		
2:45.75 (35.34)	3:22.50 (36.75)	3:53.26 (30.76)	4:23.08 (29.82)		
3 Frick, Celia D		Columbia University Women-MR	4:27.47	4:28.62 D2B	27
28.09	1:00.09 (32.00)	1:34.92 (34.83)	2:10.15 (35.23)		
2:48.64 (38.49)	3:27.61 (38.97)	3:59.18 (31.57)	4:28.62 (29.44)		
4 Burkett, Jess	FR	United States Military Academy-M	4:30.54	4:29.83 D2B	26
28.93	1:02.01 (33.08)	1:36.61 (34.60)	2:10.69 (34.08)		
2:49.41 (38.72)	3:28.12 (38.71)	3:59.78 (31.66)	4:29.83 (30.05)		
5 Pfaff, Morgan S	SO	Rutgers University Swimming-NJ	4:28.25	4:29.91 D2B	25
28.29	1:00.38 (32.09)	1:35.27 (34.89)	2:09.53 (34.26)		
2:48.33 (38.80)	3:27.67 (39.34)	3:59.24 (31.57)	4:29.91 (30.67)		
6 Rueda, Daniela		Columbia University Women-MR	4:32.23	4:31.34 D2B	24
28.58	1:00.87 (32.29)	1:34.04 (33.17)	2:06.53 (32.49)		
2:48.09 (41.56)	3:29.79 (41.70)	4:01.06 (31.27)	4:31.34 (30.28)		
7 Bertelsen, Corinna E		Columbia University Women-MR	4:30.69	4:31.51 D2B	23
29.30	1:02.07 (32.77)	1:37.02 (34.95)	2:11.71 (34.69)		
2:51.40 (39.69)	3:30.84 (39.44)	4:01.77 (30.93)	4:31.51 (29.74)		
8 Lacoste, Kara A	SO	Wagner College-MR	4:32.02	4:33.31	22
28.99	1:02.20 (33.21)	1:36.42 (34.22)	2:10.37 (33.95)		
2:49.69 (39.32)	3:29.51 (39.82)	4:01.80 (32.29)	4:33.31 (31.51)		
<b>B - Final</b>					
9 Smith, Aileen E		Columbia University Women-MR	4:34.62	4:29.04 D2B	20
29.17	1:02.04 (32.87)	1:36.12 (34.08)	2:09.57 (33.45)		
2:49.27 (39.70)	3:29.13 (39.86)	4:00.10 (30.97)	4:29.04 (28.94)		
10 Lucia, Amanda M	SO	Wagner College-MR	4:33.59	4:29.61 D2B	17
27.95	59.75 (31.80)	1:35.04 (35.29)	2:09.38 (34.34)		
2:48.81 (39.43)	3:28.69 (39.88)	4:00.14 (31.45)	4:29.61 (29.47)		
11 Clifford, Emily A		Columbia University Women-MR	4:32.26	4:29.84 D2B	16
28.10	1:00.29 (32.19)	1:35.59 (35.30)	2:10.24 (34.65)		
2:49.26 (39.02)	3:28.61 (39.35)	3:59.90 (31.29)	4:29.84 (29.94)		
12 Perrotti, Allyson J	SR	Rutgers University Swimming-NJ	4:32.29	4:31.19 D2B	15
28.92	1:01.86 (32.94)	1:37.20 (35.34)	2:12.76 (35.56)		
2:49.68 (36.92)	3:27.27 (37.59)	3:59.91 (32.64)	4:31.19 (31.28)		
13 Leberfinger, Greta R	JR	Rutgers University Swimming-NJ	4:33.19	4:31.27 D2B	14
29.11	1:02.09 (32.98)	1:37.70 (35.61)	2:13.01 (35.31)		
2:49.92 (36.91)	3:27.78 (37.86)	4:00.12 (32.34)	4:31.27 (31.15)		
14 Samardzic, Matea	FR	Saint Peters University-NJ	4:32.96	4:31.46 D2B	13
29.55	1:03.73 (34.18)	1:37.25 (33.52)	2:09.69 (32.44)		
2:50.72 (41.03)	3:31.19 (40.47)	4:02.08 (30.89)	4:31.46 (29.38)		



## Frank Elm Invitational 2013 - 11-22-2013 to 11-24-2013

Real time results at [www.besmarttinc.com](http://www.besmarttinc.com)

Follow Be Smartt Inc on Facebook!

## Results

## B - Final ... (Women 400 Yard IM)

Name	Yr	School	Prelim Time	Finals Time	Points
15 McKeon, Mallory G		Columbia University Women-MR	4:33.47	4:32.19	D2B 12
29.71	1:03.32 (33.61)	1:39.43 (36.11)	2:14.99 (35.56)		
2:52.49 (37.50)	3:31.14 (38.65)	4:02.05 (30.91)	4:32.19 (30.14)		
16 Keenan, Lauren A	JR	West Chester University-MA	4:35.15	4:35.42	11
28.96	1:00.91 (31.95)	1:35.98 (35.07)	2:10.45 (34.47)		
2:51.09 (40.64)	3:31.57 (40.48)	4:03.87 (32.30)	4:35.42 (31.55)		

## C - Final

17 Jurek, Sara H	JR	Villanova University-MA	4:36.96	4:30.25	D2B 9
29.40	1:02.52 (33.12)	1:38.24 (35.72)	2:12.57 (34.33)		
2:52.27 (39.70)	3:31.54 (39.27)	4:01.35 (29.81)	4:30.25 (28.90)		
18 Kinley, Kate K	SO	United States Military Academy-M	4:36.10	4:33.42	7
29.55	1:02.91 (33.36)	1:37.46 (34.55)	2:12.79 (35.33)		
2:50.36 (37.57)	3:29.89 (39.53)	4:01.80 (31.91)	4:33.42 (31.62)		
19 Murtha, Kaitlin E	SO	Wagner College-MR	4:38.81	4:34.07	6
29.76	1:02.51 (32.75)	1:37.17 (34.66)	2:11.17 (34.00)		
2:51.77 (40.60)	3:31.98 (40.21)	4:03.32 (31.34)	4:34.07 (30.75)		
20 Zebker, Molly S		Columbia University Women-MR	4:37.76	4:34.72	5
29.80	1:03.07 (33.27)	1:39.52 (36.45)	2:14.99 (35.47)		
2:54.68 (39.69)	3:34.34 (39.66)	4:05.58 (31.24)	4:34.72 (29.14)		
21 Nuskowski, Danielle	FR	United States Military Academy-M	4:38.62	4:35.01	4
29.49	1:02.44 (32.95)	1:38.06 (35.62)	2:12.39 (34.33)		
2:55.03 (42.64)	3:36.37 (41.34)	4:06.50 (30.13)	4:35.01 (28.51)		
22 Carastro, Lauren B	JR	West Chester University-MA	4:39.53	4:36.47	3
28.90	1:02.26 (33.36)	1:38.66 (36.40)	2:14.59 (35.93)		
2:55.53 (40.94)	3:36.57 (41.04)	4:07.02 (30.45)	4:36.47 (29.45)		
23 Allen, Sam M	JR	United States Military Academy-M	4:38.47	4:37.64	2
29.78	1:03.06 (33.28)	1:37.97 (34.91)	2:12.63 (34.66)		
2:52.42 (39.79)	3:32.48 (40.06)	4:05.41 (32.93)	4:37.64 (32.23)		
24 Rebelez, Kelsey L	JR	United States Military Academy-M	4:35.61	4:39.39	1
29.31	1:02.51 (33.20)	1:38.71 (36.20)	2:14.89 (36.18)		
2:54.99 (40.10)	3:35.45 (40.46)	4:08.10 (32.65)	4:39.39 (31.29)		



## Frank Elm Invitational 2013 - 11-22-2013 to 11-24-2013

Real time results at [www.besmarttinc.com](http://www.besmarttinc.com)

Follow Be Smartt Inc on Facebook!

## Results

## Women 400 Yard IM

FELM: 4:16.62 &amp; 11-17-2012 Katie M Meili

Columbia

4:07.33 D1A

4:19.61 D2A

4:19.69 D1B

4:32.59 D2B

Name	Yr	School	Seed Time	Prelim Time	
<b>Preliminaries</b>					
1 Kluge, Alena E		Columbia University Women-MR	4:11.89	4:22.20	qD2B
29.16	1:00.39 (31.23)	1:34.15 (33.76)	2:08.11 (33.96)		
2:44.33 (36.22)	3:21.18 (36.85)	3:52.46 (31.28)	4:22.20 (29.74)		
2 Ng, Kristine K		Columbia University Women-MR	4:17.44	4:25.05	qD2B
28.27	1:00.07 (31.80)	1:35.72 (35.65)	2:10.73 (35.01)		
2:47.03 (36.30)	3:24.07 (37.04)	3:55.09 (31.02)	4:25.05 (29.96)		
3 Frick, Celia D		Columbia University Women-MR	4:25.89	4:27.47	qD2B
27.83	59.75 (31.92)	1:35.48 (35.73)	2:10.54 (35.06)		
2:48.14 (37.60)	3:26.59 (38.45)	3:57.48 (30.89)	4:27.47 (29.99)		
4 Pfaff, Morgan S		SO Rutgers University Swimming-NJ	4:20.21	4:28.25	qD2B
28.38	1:00.46 (32.08)	1:35.18 (34.72)	2:09.49 (34.31)		
2:48.05 (38.56)	3:27.10 (39.05)	3:58.28 (31.18)	4:28.25 (29.97)		
5 Burkett, Jess		FR United States Military Academy-M	4:26.34	4:30.54	qD2B
29.00	1:01.84 (32.84)	1:36.39 (34.55)	2:10.51 (34.12)		
2:48.94 (38.43)	3:28.24 (39.30)	4:00.12 (31.88)	4:30.54 (30.42)		
6 Bertelsen, Corinna E		Columbia University Women-MR	4:26.96	4:30.69	qD2B
29.52	1:02.18 (32.66)	1:36.71 (34.53)	2:10.47 (33.76)		
2:49.54 (39.07)	3:29.13 (39.59)	4:00.69 (31.56)	4:30.69 (30.00)		
7 Lacoste, Kara A		SO Wagner College-MR	4:35.12	4:32.02	qD2B
29.63	1:02.52 (32.89)	1:36.05 (33.53)	2:08.86 (32.81)		
2:47.86 (39.00)	3:27.88 (40.02)	4:00.52 (32.64)	4:32.02 (31.50)		
8 Rueda, Daniela		Columbia University Women-MR	4:27.77	4:32.23	qD2B
28.29	1:00.82 (32.53)	1:34.12 (33.30)	2:07.42 (33.30)		
2:48.02 (40.60)	3:30.46 (42.44)	4:01.69 (31.23)	4:32.23 (30.54)		
9 Clifford, Emily A		Columbia University Women-MR	4:31.42	4:32.26	qD2B
29.19	1:02.73 (33.54)	1:38.52 (35.79)	2:13.32 (34.80)		
2:51.96 (38.64)	3:30.79 (38.83)	4:02.11 (31.32)	4:32.26 (30.15)		
10 Perrotti, Allyson J		SR Rutgers University Swimming-NJ	4:35.19	4:32.29	qD2B
29.43	1:02.89 (33.46)	1:38.74 (35.85)	2:14.51 (35.77)		
2:51.49 (36.98)	3:29.40 (37.91)	4:01.51 (32.11)	4:32.29 (30.78)		
11 Samardzic, Matea		FR Saint Peters University-NJ	4:35.66	4:32.96	q
29.28	1:03.57 (34.29)	1:37.15 (33.58)	2:08.88 (31.73)		
2:49.31 (40.43)	3:30.60 (41.29)	4:02.64 (32.04)	4:32.96 (30.32)		
12 Leberfinger, Greta R		JR Rutgers University Swimming-NJ	4:34.19	4:33.19	q
29.62	1:03.12 (33.50)	1:39.19 (36.07)	2:14.55 (35.36)		
2:51.62 (37.07)	3:29.00 (37.38)	4:01.58 (32.58)	4:33.19 (31.61)		
13 McKeon, Mallory G		Columbia University Women-MR	4:22.45	4:33.47	q
29.93	1:03.61 (33.68)	1:39.09 (35.48)	2:14.80 (35.71)		
2:52.53 (37.73)	3:31.05 (38.52)	4:02.43 (31.38)	4:33.47 (31.04)		
14 Lucia, Amanda M		SO Wagner College-MR	4:23.63	4:33.59	q
28.40	1:00.53 (32.13)	1:36.39 (35.86)	2:11.01 (34.62)		
2:51.47 (40.46)	3:31.41 (39.94)	4:03.19 (31.78)	4:33.59 (30.40)		
15 Smith, Aileen E		Columbia University Women-MR	4:21.27	4:34.62	q
29.38	1:03.00 (33.62)	1:37.27 (34.27)	2:11.45 (34.18)		
2:51.93 (40.48)	3:32.68 (40.75)	4:04.11 (31.43)	4:34.62 (30.51)		



## Frank Elm Invitational 2013 - 11-22-2013 to 11-24-2013

Real time results at [www.besmarttinc.com](http://www.besmarttinc.com)

Follow Be Smartt Inc on Facebook!

## Results

## Preliminaries ... (Women 400 Yard IM)

Name	Yr	School	Seed Time	Prelim Time	
16 Keenan, Lauren A	JR	West Chester University-MA	4:33.55	4:35.15	q
28.90	1:00.92 (32.02)	1:35.68 (34.76)	2:10.56 (34.88)		
2:50.81 (40.25)	3:31.57 (40.76)	4:03.75 (32.18)	4:35.15 (31.40)		
17 Rebelez, Kelsey L	JR	United States Military Academy-M	4:33.80	4:35.61	q
29.16	1:01.69 (32.53)	1:36.94 (35.25)	2:12.70 (35.76)		
2:52.36 (39.66)	3:32.42 (40.06)	4:04.39 (31.97)	4:35.61 (31.22)		
18 Kinley, Kate K	SO	United States Military Academy-M	4:29.00	4:36.10	q
29.67	1:03.44 (33.77)	1:39.09 (35.65)	2:14.22 (35.13)		
2:52.77 (38.55)	3:32.08 (39.31)	4:04.60 (32.52)	4:36.10 (31.50)		
19 Jurek, Sara H	JR	Villanova University-MA	4:29.44	4:36.96	q
30.10	1:04.00 (33.90)	1:40.58 (36.58)	2:15.59 (35.01)		
2:55.60 (40.01)	3:35.54 (39.94)	4:06.67 (31.13)	4:36.96 (30.29)		
20 Zebker, Molly S		Columbia University Women-MR	4:32.92	4:37.76	q
29.63	1:03.48 (33.85)	1:40.60 (37.12)	2:16.83 (36.23)		
2:56.59 (39.76)	3:36.16 (39.57)	4:07.49 (31.33)	4:37.76 (30.27)		
21 Allen, Sam M	JR	United States Military Academy-M	4:28.84	4:38.47	q
29.09	1:02.06 (32.97)	1:36.96 (34.90)	2:11.41 (34.45)		
2:51.35 (39.94)	3:31.85 (40.50)	4:05.22 (33.37)	4:38.47 (33.25)		
22 Nuskowski, Danielle	FR	United States Military Academy-M	4:27.28	4:38.62	q
30.13	1:03.60 (33.47)	1:39.26 (35.66)	2:14.36 (35.10)		
2:55.64 (41.28)	3:37.59 (41.95)	4:08.29 (30.70)	4:38.62 (30.33)		
23 Murtha, Kaitlin E	SO	Wagner College-MR	4:36.27	4:38.81	q
30.20	1:03.76 (33.56)	1:38.59 (34.83)	2:12.27 (33.68)		
2:53.70 (41.43)	3:34.95 (41.25)	4:06.93 (31.98)	4:38.81 (31.88)		
24 Carastro, Lauren B	JR	West Chester University-MA	4:51.61	4:39.53	q
29.50	1:03.19 (33.69)	1:39.53 (36.34)	2:16.47 (36.94)		
2:57.59 (41.12)	3:38.88 (41.29)	4:09.77 (30.89)	4:39.53 (29.76)		
25 Brownrigg, Kimberly A	JR	West Chester University-MA	4:55.71	4:40.20	
29.13	1:02.66 (33.53)	1:40.23 (37.57)	2:17.66 (37.43)		
2:56.56 (38.90)	3:35.77 (39.21)	4:08.65 (32.88)	4:40.20 (31.55)		
26 Mushtei, Anastasiia	JR	Saint Peters University-NJ	4:45.66	4:41.53	
30.61	1:05.70 (35.09)	1:43.23 (37.53)	2:18.87 (35.64)		
2:57.89 (39.02)	3:37.08 (39.19)	4:10.06 (32.98)	4:41.53 (31.47)		
27 Ciatto, Kristina M	SR	West Chester University-MA	4:35.55	4:41.86	
29.89	1:04.16 (34.27)	1:40.17 (36.01)	2:15.42 (35.25)		
2:54.87 (39.45)	3:34.97 (40.10)	4:09.35 (34.38)	4:41.86 (32.51)		
28 Feeley, Ellie S		Columbia University Women-MR	4:34.13	4:42.04	
30.05	1:05.26 (35.21)	1:41.70 (36.44)	2:17.14 (35.44)		
2:57.88 (40.74)	3:38.99 (41.11)	4:11.42 (32.43)	4:42.04 (30.62)		
29 Stoddard, Rachel M	FR	Rutgers University Swimming-NJ	4:32.24	4:42.30	
29.45	1:03.85 (34.40)	1:40.41 (36.56)	2:15.11 (34.70)		
2:55.06 (39.95)	3:35.48 (40.42)	4:09.29 (33.81)	4:42.30 (33.01)		
30 Stoner, Morgan L	JR	Wagner College-MR	4:37.10	4:42.54	
29.04	1:03.17 (34.13)	1:38.48 (35.31)	2:12.81 (34.33)		
2:54.60 (41.79)	3:36.63 (42.03)	4:10.54 (33.91)	4:42.54 (32.00)		
31 Snyder, Mary C	FR	Villanova University-MA	4:43.38	4:43.25	
29.96	1:04.21 (34.25)	1:40.52 (36.31)	2:15.28 (34.76)		
2:57.72 (42.44)	3:40.73 (43.01)	4:12.71 (31.98)	4:43.25 (30.54)		
32 Carlisle, Caroline A	JR	Rutgers University Swimming-NJ	4:31.31	4:43.41	
30.35	1:04.62 (34.27)	1:40.82 (36.20)	2:15.95 (35.13)		
2:56.58 (40.63)	3:37.44 (40.86)	4:10.90 (33.46)	4:43.41 (32.51)		



## Frank Elm Invitational 2013 - 11-22-2013 to 11-24-2013

Real time results at [www.besmarttinc.com](http://www.besmarttinc.com)

Follow Be Smartt Inc on Facebook!

## Results

## Preliminaries ... (Women 400 Yard IM)

Name	Yr	School	Seed Time	Prelim Time
33 Brottman, Barbra J	FR	Rutgers University Swimming-NJ	4:26.66	4:43.43
30.28	1:04.27 (33.99)	1:40.52 (36.25)	2:16.38 (35.86)	
2:57.05 (40.67)	3:38.91 (41.86)	4:11.76 (32.85)	4:43.43 (31.67)	
34 Lee, Brogan D	JR	Rutgers University Swimming-NJ	4:31.94	4:43.58
31.00	1:05.67 (34.67)	1:42.10 (36.43)	2:17.07 (34.97)	
2:58.21 (41.14)	3:39.33 (41.12)	4:12.35 (33.02)	4:43.58 (31.23)	
35 McCarty, Carolyn M	SO	United States Military Academy-N	4:36.61	4:44.07
30.44	1:05.58 (35.14)	1:42.16 (36.58)	2:18.45 (36.29)	
2:57.58 (39.13)	3:37.34 (39.76)	4:11.28 (33.94)	4:44.07 (32.79)	
36 Baird, Grace G	FR	Wagner College-MR	4:34.13	4:45.51
30.06	1:04.69 (34.63)	1:39.39 (34.70)	2:14.80 (35.41)	
2:57.92 (43.12)	3:42.35 (44.43)	4:14.68 (32.33)	4:45.51 (30.83)	
37 Lee, Kristen M	SR	Wagner College-MR	4:45.94	4:46.45
30.15	1:04.50 (34.35)	1:43.38 (38.88)	2:21.48 (38.10)	
2:59.35 (37.87)	3:38.57 (39.22)	4:12.94 (34.37)	4:46.45 (33.51)	
38 Antilla, Josette P	JR	United States Military Academy-N	4:31.53	4:46.74
29.90	1:03.81 (33.91)	1:40.91 (37.10)	2:18.48 (37.57)	
2:58.17 (39.69)	3:39.52 (41.35)	4:13.60 (34.08)	4:46.74 (33.14)	
39 Lopez, Alma	SR	Saint Peters University-NJ	4:42.56	4:46.96
31.16	1:05.71 (34.55)	1:43.31 (37.60)	2:19.95 (36.64)	
3:01.41 (41.46)	3:43.69 (42.28)	4:15.82 (32.13)	4:46.96 (31.14)	
40 Petrelis, Christina	SO	Saint Peters University-NJ	4:37.03	4:47.48
30.88	1:05.38 (34.50)	1:42.13 (36.75)	2:18.45 (36.32)	
3:00.05 (41.60)	3:42.92 (42.87)	4:16.02 (33.10)	4:47.48 (31.46)	
41 Feneron, Marie	FR	Saint Peters University-NJ	4:36.86	4:47.67
30.52	1:06.50 (35.98)	1:43.50 (37.00)	2:20.00 (36.50)	
3:00.21 (40.21)	3:41.77 (41.56)	4:16.24 (34.47)	4:47.67 (31.43)	
42 Clay, Jen K	SO	United States Military Academy-N	4:32.50	4:47.69
29.27	1:02.76 (33.49)	1:40.50 (37.74)	2:16.68 (36.18)	
2:59.63 (42.95)	3:43.86 (44.23)	4:15.62 (31.76)	4:47.69 (32.07)	

**Frank Elm Invitational 2013 - 11-22-2013 to 11-24-2013**Real time results at [www.besmarttinc.com](http://www.besmarttinc.com)

Follow Be Smartt Inc on Facebook!

**Results****Women 1 mtr Diving**

	<b>Name</b>	<b>Yr</b>	<b>School</b>	<b>Prelim Score</b>	<b>Finals Score</b>	<b>Points</b>
<b>Finals</b>						
1	Butler, Michaela		University of Massachusetts	317.85	287.60	32
2	Scott, Nicole O	SR	Rutgers University Swimming-NJ	267.15	270.95	28
3	Eckhardt, Mikhalia		University of Massachusetts	238.60	258.70	27
4	Glinzman, Chelsea		Boston University	249.65	254.85	26
5	Gross, Rebecca L	FR	Rutgers University Swimming-NJ	230.50	248.15	25
6	Kramer, Madison		Drexel University	237.35	229.35	24
7	Froman, Rhiannon		University of Massachusetts	241.10	223.60	23
8	Dushman, Rachel		University of Massachusetts	247.80	210.75	22



## Frank Elm Invitational 2013 - 11-22-2013 to 11-24-2013

Real time results at [www.besmarttinc.com](http://www.besmarttinc.com)

Follow Be Smartt Inc on Facebook!

## Results

## Women 1 mtr Diving

Name	Yr	School		Prelim Score	
<b>Preliminaries</b>					
1 Butler, Michaela		University of Massachusetts	NP	317.85	q
2 Scott, Nicole O	SR	Rutgers University Swimming-NJ	251.80	267.15	q
3 Glinzman, Chelsea		Boston University	NP	249.65	q
4 Dushman, Rachel		University of Massachusetts	NP	247.80	q
5 Froman, Rhiannon		University of Massachusetts	NP	241.10	q
6 Eckhardt, Mikhalia		University of Massachusetts	NP	238.60	q
7 Kramer, Madison		Drexel University	NP	237.35	q
8 Gross, Rebecca L	FR	Rutgers University Swimming-NJ	NP	230.50	q
9 Furr, Kathleen		Columbia University Women-MR	NP	226.70	
10 Jagannath, Julia		University of Massachusetts	NP	215.70	
11 Roebelen, Kalli		Boston University	NP	201.90	
12 Snyder, Rita I	SR	United States Military Academy-M	NP	196.90	
13 Ullman, Dani	SR	United States Military Academy-M	NP	194.15	
14 Churchill, Maggie A	JR	United States Military Academy-M	NP	187.85	
15 Carandang, Laura		Columbia University Women-MR	NP	178.55	
16 Davis, Bre S	SR	United States Military Academy-M	NP	172.90	
17 Black, Alyssa P	FR	Rutgers University Swimming-NJ	NP	171.15	
18 Lee, Mallory	JR	Wagner College-MR	316.90	167.20	
19 Curry, Erica	SO	Wagner College-MR	NP	166.85	
20 Hall, Michelle	SR	Villanova University-MA	NP	166.20	
21 Goulet, Jacklyn		Drexel University	NP	162.35	
22 Stoor, Sarina		Drexel University	NP	156.35	
23 Earley, Meredith Y	FR	Villanova University-MA	NP	113.75	
24 Walker, Kara	SR	Wagner College-MR	NP	103.95	

**Frank Elm Invitational 2013 - 11-22-2013 to 11-24-2013****Real time results at [www.besmarttinc.com](http://www.besmarttinc.com)****Follow Be Smartt Inc on Facebook!****Results****Women 3 mtr Diving**

	<b>Name</b>	<b>Yr</b>	<b>School</b>	<b>Prelim Score</b>	<b>Finals Score</b>	<b>Points</b>
<b>Finals</b>						
1	Butler, Michaela		University of Massachusetts	313.10	327.50	32
2	Scott, Nicole O	SR	Rutgers University Swimming-NJ	275.10	296.20	28
3	Glinzman, Chelsea		Boston University	231.05	254.85	27
4	Kramer, Madison		Drexel University	250.10	242.90	26
5	Dushman, Rachel		University of Massachusetts	256.60	240.10	25
6	Gross, Rebecca L	FR	Rutgers University Swimming-NJ	242.55	238.10	24
7	Jagannath, Julia		University of Massachusetts	230.20	235.20	23
8	Eckhardt, Mikhalia		University of Massachusetts	279.85	223.60	22





## Frank Elm Invitational 2013 - 11-22-2013 to 11-24-2013

Real time results at [www.besmarttinc.com](http://www.besmarttinc.com)

Follow Be Smartt Inc on Facebook!

## Results

## Women 3 mtr Diving

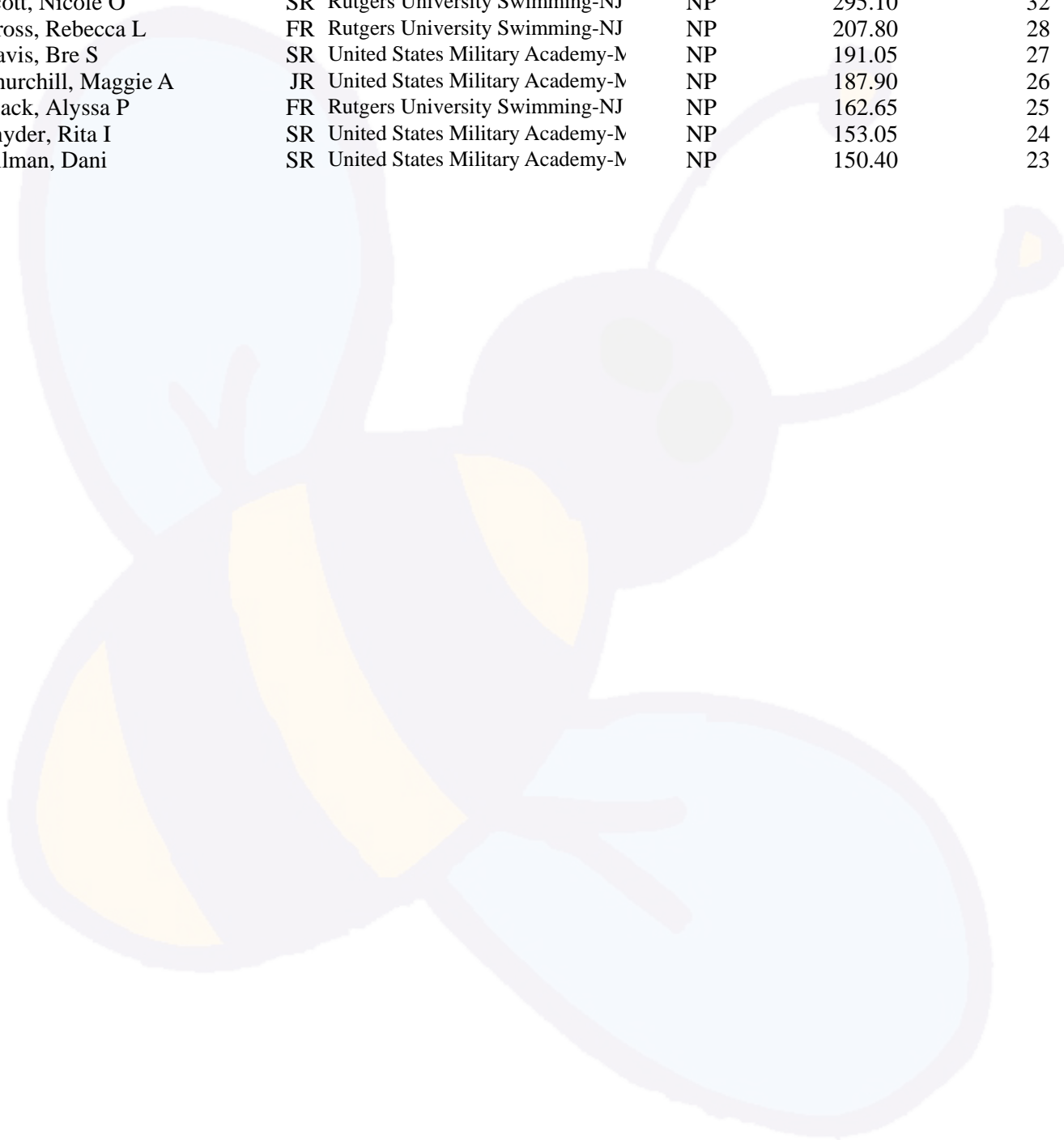
Name	Yr	School		Prelim Score	
<b>Preliminaries</b>					
1 Butler, Michaela		University of Massachusetts	NP	313.10	q
2 Eckhardt, Mikhalia		University of Massachusetts	NP	279.85	q
3 Scott, Nicole O	SR	Rutgers University Swimming-NJ	320.86	275.10	q
4 Dushman, Rachel		University of Massachusetts	NP	256.60	q
5 Kramer, Madison		Drexel University	NP	250.10	q
6 Gross, Rebecca L	FR	Rutgers University Swimming-NJ	277.75	242.55	q
7 Glinzman, Chelsea		Boston University	NP	231.05	q
8 Jagannath, Julia		University of Massachusetts	NP	230.20	q
9 Froman, Rhiannon		University of Massachusetts	NP	224.40	
10 Roebelen, Kalli		Boston University	NP	217.70	
11 Ullman, Dani	SR	United States Military Academy-M	NP	203.10	
12 Snyder, Rita I	SR	United States Military Academy-M	NP	198.05	
13 Davis, Bre S	SR	United States Military Academy-M	NP	191.60	
14 Churchill, Maggie A	JR	United States Military Academy-M	NP	187.55	
15 Lee, Mallory	JR	Wagner College-MR	218.69	179.10	
16 Curry, Erica	SO	Wagner College-MR	241.20	168.20	
17 Black, Alyssa P	FR	Rutgers University Swimming-NJ	163.20	166.15	
18 Hall, Michelle	SR	Villanova University-MA	NP	164.40	
19 Goulet, Jacklyn		Drexel University	NP	150.75	
20 Stoor, Sarina		Drexel University	NP	142.40	
21 Walker, Kara	SR	Wagner College-MR	NP	103.25	

**Frank Elm Invitational 2013 - 11-22-2013 to 11-24-2013**Real time results at [www.besmarttinc.com](http://www.besmarttinc.com)

Follow Be Smartt Inc on Facebook!

**Results****Women Platform Diving**

	<b>Name</b>	<b>Yr</b>	<b>School</b>		<b>Finals Score</b>	<b>Points</b>
1	Scott, Nicole O	SR	Rutgers University Swimming-NJ	NP	295.10	32
2	Gross, Rebecca L	FR	Rutgers University Swimming-NJ	NP	207.80	28
3	Davis, Bre S	SR	United States Military Academy-N	NP	191.05	27
4	Churchill, Maggie A	JR	United States Military Academy-N	NP	187.90	26
5	Black, Alyssa P	FR	Rutgers University Swimming-NJ	NP	162.65	25
6	Snyder, Rita I	SR	United States Military Academy-N	NP	153.05	24
7	Ullman, Dani	SR	United States Military Academy-N	NP	150.40	23





## Frank Elm Invitational 2013 - 11-22-2013 to 11-24-2013

Real time results at www.besmarttinc.com

Follow Be Smartt Inc on Facebook!

## Results

## Women 200 Yard Freestyle Relay

FELM: 1:35.03 &amp; 11-19-2010 University of Pittsburgh PITT

E Spak, M McGoldrick, J Budzis, K McMullan

1:28.35 D1A

1:32.43 D2A

1:32.76 D1B

1:37.05 D2B

Team	Relay	Seed Time	Finals Time	Points
1 Drexel University	A	1:35.65	1:35.02 & D2B	64
1) Bentz, Brianna JR	2) Bernhardt, Rachel FR	3) Duggan, Katie JR	4) Duguay, Claudia FR	
24.14	47.53 (23.39)	1:11.55 (24.02)	1:35.02 (23.47)	
2 West Chester University-MA	A	1:37.50	1:35.19 D2B	56
1) Winslow, Megan P SR	2) Barone, Mia D SR	3) Stang, Emily Q SO	4) Hayward, Tess M FR	
24.12	47.97 (23.85)	1:11.93 (23.96)	1:35.19 (23.26)	
3 Rutgers University Swimming	A	1:33.64	1:36.64 D2B	54
1) Moser, Mary C SR	2) Wu, Joanna W SO	3) Newton, Sophie M SO	4) Coyne, Sarah L SO	
23.93	47.90 (23.97)	1:12.39 (24.49)	1:36.64 (24.25)	
4 Wagner College-MR	A	1:35.33	1:36.83 D2B	52
1) Menendez, Sarah M SR	2) Sides, Sam E JR	3) Ketchmark, Meredith A SR	4) Rondina, Corinne M SO	
24.42	48.72 (24.30)	1:12.48 (23.76)	1:36.83 (24.35)	
5 United States Military Acaden	A	1:33.00	1:36.95 D2B	50
1) Mucciarone, Molly F SO	2) Phillips, Haileigh E JR	3) Barta, Kristen A JR	4) Hamilton, Grace A SR	
23.60	48.62 (25.02)	1:12.42 (23.80)	1:36.95 (24.53)	
6 United States Military Acaden	B	1:34.50	1:37.16	48
1) Bullard, Ariana FR	2) Kim, Rachel FR	3) Hamilton, Kelly FR	4) Grier, Megan FR	
24.49	48.65 (24.16)	1:13.21 (24.56)	1:37.16 (23.95)	
7 Villanova University-MA	A	1:33.95	1:39.02	46
1) Kollanus, Kaisla SO	2) Hardie, Fiona SO	3) Heider, Katrin JR	4) Jurek, Sara H JR	
25.49	50.10 (24.61)	1:14.92 (24.82)	1:39.02 (24.10)	
8 Drexel University	B	1:38.31	1:39.40	44
1) Murray, Aubrey FR	2) Gidzinski, Jess JR	3) Golshahr, Sara FR	4) Lau, Emily FR	
25.02	49.80 (24.78)	1:14.81 (25.01)	1:39.40 (24.59)	
9 United States Military Acaden	C	1:36.00	x1:39.42	
1) Beale, Natalie L SO	2) Loomis, Michaela FR	3) McNeary, Keeli J JR	4) Walsh, Allie FR	
24.71	49.72 (25.01)	1:14.58 (24.86)	1:39.42 (24.84)	
10 Rutgers University Swimming	B	1:38.89	1:39.71	40
1) Kiely, Meghan G FR	2) Gibson-Brokop, Lindsay V	3) Leberfinger, Greta R JR	4) Stoddard, Rachel M FR	
25.31	49.84 (24.53)	1:15.16 (25.32)	1:39.71 (24.55)	
11 West Chester University-MA	B	1:44.00	1:39.95	34
1) Corcoran, Megan K SR	2) Somer, Kendall L JR	3) Ciatto, Kristina M SR	4) Buckley, Amelia L SR	
25.10	50.17 (25.07)	1:14.90 (24.73)	1:39.95 (25.05)	
12 Villanova University-MA	B	1:36.82	1:40.47	32
1) Randolph, Jessie A FR	2) Haufler, Kristin M FR	3) Mayo, Emily A FR	4) Snyder, Mary C FR	
25.03	49.85 (24.82)	1:15.54 (25.69)	1:40.47 (24.93)	
13 Wagner College-MR	B	1:36.24	1:40.99	30
1) Malone, Erin K SO	2) Thomas, Kelsey E SR	3) Lacoste, Kara A SO	4) Stoner, Morgan L JR	
25.12	50.31 (25.19)	1:15.41 (25.10)	1:40.99 (25.58)	
14 United States Military Acaden	D	1:37.50	x1:41.04	
1) Ng, Lauren Y JR	2) Grosso, Hannah FR	3) Poderski, Karolina SO	4) Clay, Jen K SO	
25.95	50.64 (24.69)	1:15.70 (25.06)	1:41.04 (25.34)	
15 Villanova University-MA	C	1:38.82	x1:43.25	
1) Lord, Colleen E FR	2) Merkle, Erin S FR	3) Bumgardner, Hayden S SO	4) Conrad, Megan P FR	
25.67	51.03 (25.36)	1:16.87 (25.84)	1:43.25 (26.38)	



**Frank Elm Invitational 2013 - 11-22-2013 to 11-24-2013**


**Real time results at [www.besmarttinc.com](http://www.besmarttinc.com)**

**Follow Be Smartt Inc on Facebook!**

**Results**

**(Women 200 Yard Freestyle Relay)**

<u>Team</u>	<u>Relay</u>	<u>Seed Time</u>	<u>Finals Time</u>	<u>Points</u>
16 Wagner College-MR	C	1:38.21	x1:44.03	
1) Petrarca, Marisa K FR	2) DiBenedetto, Megan M SR	3) Mendez, Meghan R SO	4) Lee, Kristen M SR	
26.58	52.81 (26.23)	1:17.82 (25.01)	1:44.03 (26.21)	
--- Wagner College-MR	D	1:40.27	SCR	





## Frank Elm Invitational 2013 - 11-22-2013 to 11-24-2013

Real time results at www.besmarttinc.com

Follow Be Smartt Inc on Facebook!

## Results

## Women 400 Yard Freestyle Relay

FELM: 3:28.08 & 11-16-2008 Rutgers University Swimming Rutgers  
S Longacre, K Kesses, M Nilsson, C Whetstone

3:14.93 D1A

3:23.43 D2A

3:24.67 D1B

3:33.60 D2B

Team	Relay	Seed Time	Finals Time	Points
1 West Chester University-MA	A	3:27.00	3:27.79 & D2B	64
1) Winslow, Megan P SR	2) Hayward, Tess M FR	3) Stang, Emily Q SO	4) Barone, Mia D SR	
24.71 52.17 (52.17)	1:16.86 (24.69)	1:44.51 (52.34)		
2:09.60 (25.09)	2:36.79 (52.28)	3:01.02 (24.23)	3:27.79 (51.00)	
2 Villanova University-MA	A	3:22.46	3:29.81 D2B	56
1) Heider, Katrin JR	2) Mayo, Emily A FR	3) Jurek, Sara H JR	4) Randolph, Jessie A FR	
25.48 52.44 (52.44)	1:18.09 (25.65)	1:45.98 (53.54)		
2:10.99 (25.01)	2:37.76 (51.78)	3:02.50 (24.74)	3:29.81 (52.05)	
*3 Columbia University Women-	A	3:22.13	3:31.55 D2B	53
1) Warmuth, Tiffany H	2) Huang, Salena	3) Frick, Celia D	4) Ray, Christina M	
25.90 54.05 (54.05)	1:19.38 (25.33)	1:46.75 (52.70)		
2:11.65 (24.90)	2:38.79 (52.04)	3:04.11 (25.32)	3:31.55 (52.76)	
*3 United States Military Acaden	B	3:31.90	3:31.55 D2B	53
1) Bullard, Ariana FR	2) Kim, Rachel FR	3) Hamilton, Kelly FR	4) Grier, Megan FR	
25.42 53.39 (53.39)	1:17.96 (24.57)	1:46.34 (52.95)		
2:11.35 (25.01)	2:39.48 (53.14)	3:04.39 (24.91)	3:31.55 (52.07)	
5 Wagner College-MR	A	3:27.26	3:31.73 D2B	50
1) Menendez, Sarah M SR	2) Sides, Sam E JR	3) Rondina, Corinne M SO	4) Ketchmark, Meredith A SR	
25.56 52.73 (52.73)	1:18.44 (25.71)	1:47.07 (54.34)		
2:12.20 (25.13)	2:40.81 (53.74)	3:04.88 (24.07)	3:31.73 (50.92)	
6 Drexel University	A	3:26.90	3:32.60 D2B	48
1) Duguay, Claudia FR	2) Bernhardt, Rachel FR	3) Murray, Aubrey FR	4) Bentz, Brianna JR	
25.77 53.85 (53.85)	1:18.61 (24.76)	1:46.51 (52.66)		
2:11.97 (25.46)	2:40.14 (53.63)	3:05.29 (25.15)	3:32.60 (52.46)	
7 Rutgers University Swimming	A	3:25.89	3:33.25 D2B	46
1) Wu, Joanna W SO	2) Pfaff, Morgan S SO	3) Newton, Sophie M SO	4) Moser, Mary C SR	
25.48 52.84 (52.84)	1:19.01 (26.17)	1:47.57 (54.73)		
2:12.72 (25.15)	2:41.15 (53.58)	3:06.00 (24.85)	3:33.25 (52.10)	
8 United States Military Acaden	A	3:28.93	3:33.90	44
1) Mucciarone, Molly F SO	2) Phillips, Haileigh E JR	3) Beale, Natalie L SO	4) Hamilton, Grace A SR	
25.63 54.13 (54.13)	1:19.20 (25.07)	1:47.59 (53.46)		
2:12.51 (24.92)	2:39.81 (52.22)	3:05.43 (25.62)	3:33.90 (54.09)	
9 Villanova University-MA	B	3:30.58	3:34.34	40
1) Snyder, Mary C FR	2) Merkle, Erin S FR	3) Kollanus, Kaisla SO	4) Hardie, Fiona SO	
25.77 53.85 (53.85)	1:20.37 (26.52)	1:48.79 (54.94)		
2:13.78 (24.99)	2:41.03 (52.24)	3:06.27 (25.24)	3:34.34 (53.31)	
10 Wagner College-MR	B	3:29.85	3:35.92	34
1) Cooney, Alexandra A SR	2) Baird, Grace G FR	3) Thomas, Kelsey E SR	4) Shaw, Maggie J SO	
25.43 53.24 (53.24)	1:19.22 (25.98)	1:47.85 (54.61)		
2:13.27 (25.42)	2:41.71 (53.86)	3:07.56 (25.85)	3:35.92 (54.21)	
11 West Chester University-MA	B	3:32.55	3:35.93	32
1) Walley, Alexis J JR	2) Murtaugh, Codyanne JR	3) Somer, Kendall L JR	4) Corcoran, Megan K SR	
26.35 54.47 (54.47)	1:20.60 (26.13)	1:48.78 (54.31)		
2:14.11 (25.33)	2:42.41 (53.63)	3:07.59 (25.18)	3:35.93 (53.52)	



## Frank Elm Invitational 2013 - 11-22-2013 to 11-24-2013

Real time results at [www.besmarttinc.com](http://www.besmarttinc.com)

Follow Be Smartt Inc on Facebook!

## Results

## (Women 400 Yard Freestyle Relay)

Team	Relay	Seed Time	Finals Time	Points
12 Drexel University	B	3:30.23	3:35.97	30
1) Lau, Emily FR	2) Duggan, Katie JR	3) Golshahr, Sara FR	4) Gidzinski, Jess JR	
25.87	54.03 (54.03)	1:18.71 (24.68)	1:47.10 (53.07)	
2:12.62 (25.52)	2:41.91 (54.81)	3:07.63 (25.72)	3:35.97 (54.06)	
13 United States Military Acaden	C	3:34.87	x3:36.92	
1) Nuszkowski, Danielle FR	2) Barta, Kristen A JR	3) McNeary, Keeli J JR	4) Clay, Jen K SO	
26.64	54.44 (54.44)	1:20.37 (25.93)	1:49.07 (54.63)	
2:14.21 (25.14)	2:42.51 (53.44)	3:08.13 (25.62)	3:36.92 (54.41)	
14 Saint Peters University-NJ	A	3:45.90	3:38.44	28
1) Wuko, Rachel SO	2) Samardzic, Matea FR	3) Sison, Alexandra JR	4) Lopez, Alma SR	
26.36	53.64 (53.64)	1:19.25 (25.61)	1:47.23 (53.59)	
2:13.36 (26.13)	2:42.62 (55.39)	3:09.41 (26.79)	3:38.44 (55.82)	
15 Columbia University Women-	B	3:26.13	3:39.61	26
1) Stanley, Kate E	2) Toback, Gabbie N	3) Tougas, Kristy P	4) Drill, Sidney I	
26.80	54.93 (54.93)	1:21.06 (26.13)	1:49.78 (54.85)	
2:16.46 (26.68)	2:45.85 (56.07)	3:11.40 (25.55)	3:39.61 (53.76)	
16 Rutgers University Swimming	B	3:33.89	3:40.73	24
1) Kiely, Meghan G FR	2) Coyne, Sarah L SO	3) Kudryashova, Julia R SO	4) Guinee, Brittany A SR	
26.26	54.86 (54.86)	1:20.62 (25.76)	1:49.30 (54.44)	
2:15.28 (25.98)	2:45.05 (55.75)	3:11.31 (26.26)	3:40.73 (55.68)	
17 Villanova University-MA	C	3:34.58	x3:45.53	
1) Bumgardner, Hayden S SO	2) Lord, Colleen E FR	3) Conrad, Megan P FR	4) Haufler, Kristin M FR	
27.72	57.70 (57.70)	1:24.80 (27.10)	1:54.78 (57.08)	
2:21.62 (26.84)	2:50.76 (55.98)	3:16.95 (26.19)	3:45.53 (54.77)	
18 Wagner College-MR	C	3:33.24	x3:45.56	
1) Kalibat, Kristiana SR	2) Nihipali, Anu H FR	3) Mendez, Meghan R SO	4) Stoner, Morgan L JR	
27.18	56.76 (56.76)	1:22.77 (26.01)	1:52.33 (55.57)	
2:18.80 (26.47)	2:49.77 (57.44)	3:15.84 (26.07)	3:45.56 (55.79)	
--- United States Military Acaden	D	3:37.96	SCR	
--- Saint Peters University-NJ	B	NT	SCR	



## Frank Elm Invitational 2013 - 11-22-2013 to 11-24-2013

Real time results at www.besmarttinc.com

Follow Be Smartt Inc on Facebook!

## Results

## Women 800 Yard Freestyle Relay

FELM: 7:22.41 & 12-03-2005 Rutgers University RU  
K HARRIGAN, M Kennedy, A PARENT, S BICKNELL

7:02.07 D1A

7:26.17 D2A

7:26.17 D1B

7:48.48 D2B

Team	Relay	Seed Time	Finals Time	Points
1 Villanova University-MA	A	7:12.73	7:31.03 D2B	64
1) Heider, Katrin JR	2) Jurek, Sara H JR	3) Mayo, Emily A FR	4) Randolph, Jessie A FR	
26.40	54.65 (54.65)	1:23.38 (1:23.38)	1:52.09 (1:52.09)	
2:18.13 (26.04)	2:47.18 (55.09)	3:16.08 (1:23.99)	3:44.99 (1:52.90)	
4:11.76 (26.77)	4:41.03 (56.04)	5:10.54 (1:25.55)	5:39.13 (1:54.14)	
6:04.21 (25.08)	6:32.07 (52.94)	7:01.22 (1:22.09)	7:31.03 (1:51.90)	
2 Columbia University Women-	B	7:22.13	7:31.70 D2B	56
1) Warmuth, Tiffany H	2) Senko, Grace E	3) Drill, Sidney I	4) McKeon, Mallory G	
26.23	54.48 (54.48)	1:22.36 (1:22.36)	1:49.95 (1:49.95)	
2:16.05 (26.10)	2:44.97 (55.02)	3:14.70 (1:24.75)	3:44.72 (1:54.77)	
4:10.89 (26.17)	4:38.83 (54.11)	5:08.26 (1:23.54)	5:38.18 (1:53.46)	
6:04.17 (25.99)	6:32.97 (54.79)	7:02.65 (1:24.47)	7:31.70 (1:53.52)	
3 Wagner College-MR	A	7:29.01	7:36.65 D2B	54
1) Ketchmark, Meredith A SR	2) Cooney, Alexandra A SR	3) Baird, Grace G FR	4) Menendez, Sarah M SR	
25.98	54.42 (54.42)	1:23.72 (1:23.72)	1:53.01 (1:53.01)	
2:19.08 (26.07)	2:48.39 (55.38)	3:18.75 (1:25.74)	3:48.62 (1:55.61)	
4:15.00 (26.38)	4:44.06 (55.44)	5:14.60 (1:25.98)	5:45.24 (1:56.62)	
6:10.72 (25.48)	6:38.85 (53.61)	7:07.94 (1:22.70)	7:36.65 (1:51.41)	
4 Rutgers University Swimming	A	7:29.89	7:37.54 D2B	52
1) Moser, Mary C SR	2) Wu, Joanna W SO	3) Guinee, Brittany A SR	4) Pfaff, Morgan S SO	
26.48	55.27 (55.27)	1:23.60 (1:23.60)	1:52.16 (1:52.16)	
2:18.30 (26.14)	2:47.43 (55.27)	3:16.86 (1:24.70)	3:45.12 (1:52.96)	
4:11.38 (26.26)	4:40.90 (55.78)	5:11.32 (1:26.20)	5:41.90 (1:56.78)	
6:08.28 (26.38)	6:37.56 (55.66)	7:07.67 (1:25.77)	7:37.54 (1:55.64)	
5 West Chester University-MA	A	7:44.00	7:38.75 D2B	50
1) Barone, Mia D SR	2) Walley, Alexis J JR	3) Murtaugh, Codyanne JR	4) Hayward, Tess M FR	
27.28	56.77 (56.77)	1:25.73 (1:25.73)	1:54.52 (1:54.52)	
2:20.90 (26.38)	2:49.44 (54.92)	3:18.85 (1:24.33)	3:48.61 (1:54.09)	
4:15.09 (26.48)	4:44.28 (55.67)	5:14.57 (1:25.96)	5:44.04 (1:55.43)	
6:10.47 (26.43)	6:40.01 (55.97)	7:09.51 (1:25.47)	7:38.75 (1:54.71)	
6 Columbia University Women-	A	7:14.13	7:42.20 D2B	48
1) Kluge, Alena E	2) Smith, Aileen E	3) Feeley, Ellie S	4) Huang, Salena	
27.01	56.05 (56.05)	1:25.57 (1:25.57)	1:54.51 (1:54.51)	
2:21.29 (26.78)	2:51.08 (56.57)	3:21.42 (1:26.91)	3:50.90 (1:56.39)	
4:17.18 (26.28)	4:46.56 (55.66)	5:17.32 (1:26.42)	5:48.40 (1:57.50)	
6:14.47 (26.07)	6:43.29 (54.89)	7:12.58 (1:24.18)	7:42.20 (1:53.80)	
7 West Chester University-MA	B	7:48.48	7:43.36 D2B	46
1) Carastro, Lauren B JR	2) Winslow, Megan P SR	3) Corcoran, Megan K SR	4) Stang, Emily Q SO	
26.91	55.78 (55.78)	1:25.55 (1:25.55)	1:55.09 (1:55.09)	
2:20.79 (25.70)	2:49.66 (54.57)	3:19.79 (1:24.70)	3:50.26 (1:55.17)	
4:16.84 (26.58)	4:46.33 (56.07)	5:16.68 (1:26.42)	5:47.28 (1:57.02)	
6:13.32 (26.04)	6:42.66 (55.38)	7:13.29 (1:26.01)	7:43.36 (1:56.08)	



## Frank Elm Invitational 2013 - 11-22-2013 to 11-24-2013

Real time results at www.besmarttinc.com

Follow Be Smartt Inc on Facebook!

## Results

## (Women 800 Yard Freestyle Relay)

Team	Relay	Seed Time	Finals Time	Points
8 United States Military Acaden	A	7:31.77	7:46.86 D2B	44
1) Beale, Natalie L SO	2) Barta, Kristen A JR	3) Rogers, Shannon E SO	4) Hamilton, Grace A SR	
27.12	56.01 (56.01)	1:25.64 (1:25.64)	1:54.64 (1:54.64)	
2:21.46 (26.82)	2:51.27 (56.63)	3:21.53 (1:26.89)	3:51.90 (1:57.26)	
4:18.13 (26.23)	4:47.45 (55.55)	5:17.82 (1:25.92)	5:47.50 (1:55.60)	
6:14.40 (26.90)	6:44.72 (57.22)	7:15.77 (1:28.27)	7:46.86 (1:59.36)	
9 Drexel University	A	7:42.87	7:48.34 D2B	40
1) Murray, Aubrey FR	2) Lau, Emily FR	3) Bentz, Brianna JR	4) Gidzinski, Jess JR	
26.85	56.25 (56.25)	1:25.91 (1:25.91)	1:55.29 (1:55.29)	
2:21.96 (26.67)	2:52.14 (56.85)	3:22.20 (1:26.91)	3:51.94 (1:56.65)	
4:18.33 (26.39)	4:48.42 (56.48)	5:19.42 (1:27.48)	5:49.35 (1:57.41)	
6:15.91 (26.56)	6:45.90 (56.55)	7:17.14 (1:27.79)	7:48.34 (1:58.99)	
10 Villanova University-MA	B	7:35.60	7:49.16	34
1) Snyder, Mary C FR	2) Kollanus, Kaisla SO	3) Haufler, Kristin M FR	4) Merkle, Erin S FR	
26.92	56.47 (56.47)	1:26.67 (1:26.67)	1:56.60 (1:56.60)	
2:23.40 (26.80)	2:52.90 (56.30)	3:23.59 (1:26.99)	3:53.54 (1:56.94)	
4:20.46 (26.92)	4:50.65 (57.11)	5:21.72 (1:28.18)	5:51.97 (1:58.43)	
6:18.54 (26.57)	6:48.08 (56.11)	7:18.47 (1:26.50)	7:49.16 (1:57.19)	
11 United States Military Acaden	B	7:37.77	7:49.71	32
1) Bullard, Ariana FR	2) Burkett, Jess FR	3) Hamilton, Kelly FR	4) Grier, Megan FR	
26.00	54.83 (54.83)	1:24.91 (1:24.91)	1:56.07 (1:56.07)	
2:23.27 (27.20)	2:53.55 (57.48)	3:24.36 (1:28.29)	3:54.43 (1:58.36)	
4:20.97 (26.54)	4:50.62 (56.19)	5:21.30 (1:26.87)	5:52.04 (1:57.61)	
6:18.49 (26.45)	6:48.56 (56.52)	7:19.87 (1:27.83)	7:49.71 (1:57.67)	
12 Wagner College-MR	B	7:36.00	7:50.01	30
1) Stoner, Morgan L JR	2) Shaw, Maggie J SO	3) Kalibat, Kristiana SR	4) Greenough, Michelle JR	
27.01	56.51 (56.51)	1:27.01 (1:27.01)	1:58.41 (1:58.41)	
2:24.65 (26.24)	2:54.33 (55.92)	3:24.85 (1:26.44)	3:55.05 (1:56.64)	
4:21.98 (26.93)	4:51.65 (56.60)	5:22.64 (1:27.59)	5:53.84 (1:58.79)	
6:19.51 (25.67)	6:49.12 (55.28)	7:20.12 (1:26.28)	7:50.01 (1:56.17)	
13 United States Military Acaden	C	7:43.77	x7:54.84	
1) Clay, Jen K SO	2) Kinley, Kate K SO	3) Nuszowski, Danielle FR	4) Antilla, Josette P JR	
27.48	56.98 (56.98)	1:27.44 (1:27.44)	1:58.21 (1:58.21)	
2:25.96 (27.75)	2:57.25 (59.04)	3:29.33 (1:31.12)	4:00.14 (2:01.93)	
4:26.83 (26.69)	4:56.65 (56.51)	5:26.78 (1:26.64)	5:57.06 (1:56.92)	
6:23.96 (26.90)	6:53.56 (56.50)	7:24.05 (1:26.99)	7:54.84 (1:57.78)	
14 Saint Peters University-NJ	A	8:05.90	7:55.97	28
1) Samardzic, Matea FR	2) Wuko, Rachel SO	3) Lopez, Alma SR	4) Mushtei, Anastasiia JR	
26.96	56.06 (56.06)	1:25.96 (1:25.96)	1:56.13 (1:56.13)	
2:23.45 (27.32)	2:53.39 (57.26)	3:23.11 (1:26.98)	3:53.17 (1:57.04)	
4:21.09 (27.92)	4:51.87 (58.70)	5:23.01 (1:29.84)	5:53.51 (2:00.34)	
6:21.46 (27.95)	6:52.08 (58.57)	7:24.03 (1:30.52)	7:55.97 (2:02.46)	
15 Rutgers University Swimming	B	7:53.89	7:56.47	26
1) Asselin, Chantal Y FR	2) Kudryashova, Julia R SO	3) Brottman, Barbra J FR	4) Coyne, Sarah L SO	
27.93	57.70 (57.70)	1:27.73 (1:27.73)	1:57.56 (1:57.56)	
2:24.58 (27.02)	2:55.28 (57.72)	3:27.09 (1:29.53)	3:58.73 (2:01.17)	
4:26.33 (27.60)	4:56.71 (57.98)	5:27.88 (1:29.15)	5:58.34 (1:59.61)	
6:24.69 (26.35)	6:54.93 (56.59)	7:26.17 (1:27.83)	7:56.47 (1:58.13)	





Frank Elm Invitational 2013 - 11-22-2013 to 11-24-2013

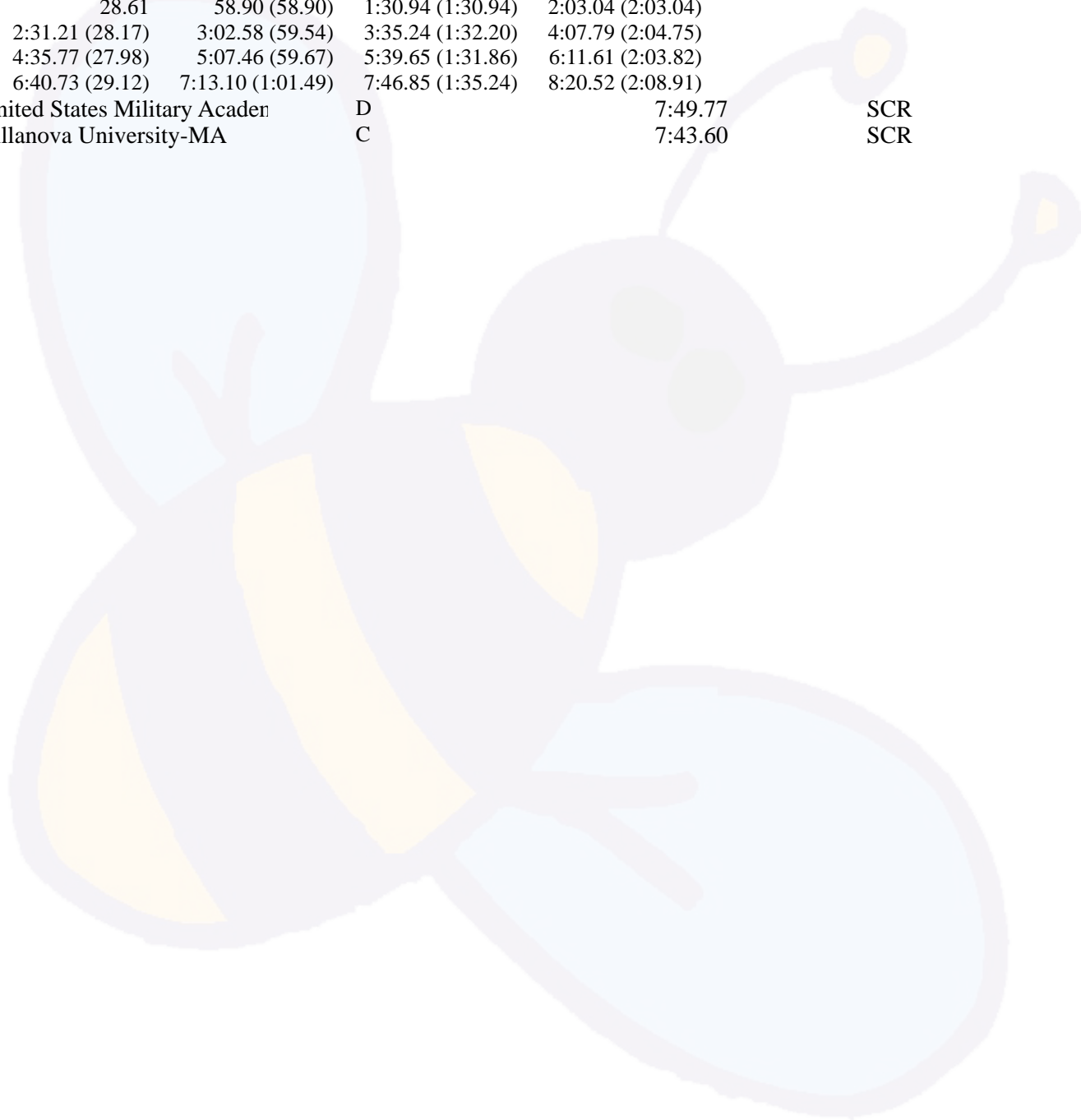
Real time results at [www.besmarttinc.com](http://www.besmarttinc.com)

Follow Be Smartt Inc on Facebook!

Results

(Women 800 Yard Freestyle Relay)

Team	Relay	Seed Time	Finals Time	Points
16 Saint Peters University-NJ	B	NT	8:20.52	24
1) Feneron, Marie FR	2) Petrelis, Christina SO	3) Sison, Alexandra JR	4) Fredrickson, Malia JR	
28.61	58.90 (58.90)	1:30.94 (1:30.94)	2:03.04 (2:03.04)	
2:31.21 (28.17)	3:02.58 (59.54)	3:35.24 (1:32.20)	4:07.79 (2:04.75)	
4:35.77 (27.98)	5:07.46 (59.67)	5:39.65 (1:31.86)	6:11.61 (2:03.82)	
6:40.73 (29.12)	7:13.10 (1:01.49)	7:46.85 (1:35.24)	8:20.52 (2:08.91)	
--- United States Military Acaden	D	7:49.77	SCR	
--- Villanova University-MA	C	7:43.60	SCR	





## Frank Elm Invitational 2013 - 11-22-2013 to 11-24-2013

Real time results at www.besmarttinc.com

Follow Be Smartt Inc on Facebook!

## Results

## Women 200 Yard Medley Relay

FELM: 1:43.29 &amp; 12-03-2005 Rutgers University

RU

K HARRIGAN, K KUCZMARKSKI, S BICKNELL, M Kennedy

1:37.81 D1A

1:42.07 D2A

1:42.70 D1B

1:47.17 D2B

Team	Relay	Seed Time	Finals Time	Points
1 Columbia University Women-	A	1:41.13	1:44.14 D2B	64
1) Toback, Gabbie N	2) Shahar, Jen B	3) Ray, Christina M	4) Gaffey, Mikaila M	
26.20	55.47 (29.27)	1:20.28 (24.81)	1:44.14 (23.86)	
2 Drexel University	A	1:44.09	1:44.55 D2B	56
1) Duggan, Katie JR	2) Bernhardt, Rachel FR	3) Bentz, Brianna JR	4) Duguay, Claudia FR	
26.58	55.39 (28.81)	1:21.07 (25.68)	1:44.55 (23.48)	
3 West Chester University-MA	A	1:46.55	1:46.25 D2B	54
1) Winslow, Megan P SR	2) Somer, Kendall L JR	3) Walley, Alexis J JR	4) Hayward, Tess M FR	
27.25	56.47 (29.22)	1:22.44 (25.97)	1:46.25 (23.81)	
4 Rutgers University Swimming	A	1:42.89	1:46.27 D2B	52
1) Wu, Joanna W SO	2) Leberfinger, Greta R JR	3) Guinee, Brittany A SR	4) Moser, Mary C SR	
26.55	56.55 (30.00)	1:23.07 (26.52)	1:46.27 (23.20)	
5 Columbia University Women-	B	1:44.13	1:46.56 D2B	50
1) Huang, Salena	2) Kluge, Alena E	3) Patrick, Trudi D	4) Morris, Lily M	
26.18	57.14 (30.96)	1:22.48 (25.34)	1:46.56 (24.08)	
6 Wagner College-MR	A	1:46.17	1:47.15 D2B	48
1) Mendez, Meghan R SO	2) Claesson, Katja FR	3) Ketchmark, Meredith A SR	4) Menendez, Sarah M SR	
27.72	57.45 (29.73)	1:23.13 (25.68)	1:47.15 (24.02)	
7 United States Military Acaden	A	1:44.32	1:47.45	46
1) Beale, Natalie L SO	2) Fabrizio, Jess M SO	3) Kim, Rachel FR	4) Mucciarone, Molly F SO	
27.33	58.50 (31.17)	1:24.20 (25.70)	1:47.45 (23.25)	
8 Wagner College-MR	B	1:47.18	1:48.73	44
1) Malone, Erin K SO	2) Thomas, Kelsey E SR	3) Sides, Sam E JR	4) Rondina, Corinne M SO	
28.05	58.73 (30.68)	1:24.58 (25.85)	1:48.73 (24.15)	
9 United States Military Acaden	B	1:45.81	1:48.88	40
1) Hamilton, Kelly FR	2) Burkett, Jess FR	3) Bullard, Ariana FR	4) Grier, Megan FR	
27.77	58.85 (31.08)	1:24.57 (25.72)	1:48.88 (24.31)	
10 Villanova University-MA	A	1:42.82	1:49.52	34
1) Lord, Colleen E FR	2) Haufler, Kristin M FR	3) Jurek, Sara H JR	4) Hardie, Fiona SO	
27.86	59.56 (31.70)	1:25.15 (25.59)	1:49.52 (24.37)	
11 Saint Peters University-NJ	A	1:50.28	1:49.56	32
1) Samardzic, Matea FR	2) Sison, Alexandra JR	3) Decisneros, Cristina M SR	4) Wuko, Rachel SO	
27.58	58.65 (31.07)	1:25.56 (26.91)	1:49.56 (24.00)	
12 Rutgers University Swimming	B	1:48.89	1:49.57	30
1) Pfaff, Morgan S SO	2) Stoddard, Rachel M FR	3) Newton, Sophie M SO	4) Coyne, Sarah L SO	
27.96	58.43 (30.47)	1:24.90 (26.47)	1:49.57 (24.67)	
13 Drexel University	B	1:46.48	1:50.09	28
1) Kapelsohn, Katie FR	2) Heffernan, Rebecca JR	3) Lau, Emily FR	4) Gidzinski, Jess JR	
27.14	59.24 (32.10)	1:25.21 (25.97)	1:50.09 (24.88)	
14 West Chester University-MA	B	1:52.55	1:50.78	26
1) Stang, Emily Q SO	2) Ciatto, Kristina M SR	3) Buckley, Amelia L SR	4) Barone, Mia D SR	
29.13	59.91 (30.78)	1:26.82 (26.91)	1:50.78 (23.96)	
15 United States Military Acaden	D	1:49.01	x1:51.35	
1) Poderski, Karolina SO	2) McCarty, Carolyn M SO	3) Phillips, Haileigh E JR	4) Grosso, Hannah FR	
28.69	1:00.12 (31.43)	1:26.16 (26.04)	1:51.35 (25.19)	

**Frank Elm Invitational 2013 - 11-22-2013 to 11-24-2013****Real time results at [www.besmarttinc.com](http://www.besmarttinc.com)****Follow Be Smartt Inc on Facebook!****Results****(Women 200 Yard Medley Relay)**

<b>Team</b>	<b>Relay</b>	<b>Seed Time</b>	<b>Finals Time</b>	<b>Points</b>
16 United States Military Acaden	C	1:47.29	x1:52.79	
1) McNeary, Keeli J JR	2) Allen, Sam M JR	3) Rogers, Shannon E SO	4) Hamilton, Grace A SR	
28.81	1:01.23 (32.42)	1:27.65 (26.42)	1:52.79 (25.14)	
17 Villanova University-MA	B	1:49.43	1:53.10	24
1) Conrad, Megan P FR	2) Randolph, Jessie A FR	3) Kollanus, Kaisla SO	4) Heider, Katrin JR	
29.33	1:01.87 (32.54)	1:28.54 (26.67)	1:53.10 (24.56)	
18 Villanova University-MA	C	1:51.43	x1:54.58	
1) Bumgardner, Hayden S SO	2) Koch, Katie E JR	3) Aksamit, Claire M JR	4) Snyder, Mary C FR	
29.19	1:01.59 (32.40)	1:29.75 (28.16)	1:54.58 (24.83)	
19 Saint Peters University-NJ	B	NT	1:55.21	22
1) Carbin, Jenna SO	2) Rasmussen, Brigitte SO	3) Feneron, Marie FR	4) Corpuz, Michelle JR	
29.54	1:01.75 (32.21)	1:29.26 (27.51)	1:55.21 (25.95)	
--- Wagner College-MR	C	1:48.99	SCR	



## Frank Elm Invitational 2013 - 11-22-2013 to 11-24-2013

Real time results at www.besmarttinc.com

Follow Be Smartt Inc on Facebook!

## Results

## Women 400 Yard Medley Relay

FELM: 3:43.81 & 12-02-2005 Rutgers University RU  
K HARRIGAN, A DEAN, S BICKNELL, M Kennedy

3:32.56 D1A

3:43.18 D1B

3:43.20 D2A

3:54.36 D2B

Team	Relay	Seed Time	Finals Time	Points
1 West Chester University-MA	A	3:48.55	3:48.96 D2B	64
1) Winslow, Megan P SR	2) Somer, Kendall L JR	3) Walley, Alexis J JR	4) Barone, Mia D SR	
28.42 57.74 (57.74)	1:26.73 (28.99)	2:00.55 (1:02.81)		
2:27.14 (26.59)	2:57.93 (57.38)	3:22.40 (24.47)	3:48.96 (51.03)	
2 Rutgers University Swimming	A	3:40.53	3:49.32 D2B	56
1) Wu, Joanna W SO	2) Leberfinger, Greta R JR	3) Guinee, Brittany A SR	4) Moser, Mary C SR	
26.85 55.71 (55.71)	1:26.35 (30.64)	2:00.97 (1:05.26)		
2:27.24 (26.27)	2:57.79 (56.82)	3:22.22 (24.43)	3:49.32 (51.53)	
3 Drexel University	A	3:50.41	3:51.13 D2B	54
1) Duggan, Katie JR	2) Bernhardt, Rachel FR	3) Bentz, Brianna JR	4) Murray, Aubrey FR	
27.83 57.59 (57.59)	1:27.45 (29.86)	2:01.29 (1:03.70)		
2:28.13 (26.84)	2:58.91 (57.62)	3:23.63 (24.72)	3:51.13 (52.22)	
4 United States Military Acaden	B	3:52.27	3:54.91	52
1) Hamilton, Kelly FR	2) Burkett, Jess FR	3) Bullard, Ariana FR	4) Grier, Megan FR	
28.50 59.05 (59.05)	1:30.44 (31.39)	2:06.41 (1:07.36)		
2:32.02 (25.61)	3:02.40 (55.99)	3:27.55 (25.15)	3:54.91 (52.51)	
5 Rutgers University Swimming	B	3:56.89	3:55.42	50
1) Pfaff, Morgan S SO	2) Perrotti, Allyson J SR	3) Newton, Sophie M SO	4) Coyne, Sarah L SO	
28.12 57.70 (57.70)	1:28.57 (30.87)	2:02.92 (1:05.22)		
2:30.06 (27.14)	3:01.88 (58.96)	3:26.99 (25.11)	3:55.42 (53.54)	
6 Wagner College-MR	A	3:52.50	3:55.81	48
1) Nihipali, Anu H FR	2) Claesson, Katja FR	3) Lucia, Amanda M SO	4) Ketchmark, Meredith A SR	
29.09 1:00.47 (1:00.47)	1:30.39 (29.92)	2:04.88 (1:04.41)		
2:32.28 (27.40)	3:03.36 (58.48)	3:28.14 (24.78)	3:55.81 (52.45)	
7 United States Military Acaden	A	3:49.27	3:56.25	46
1) Beale, Natalie L SO	2) Loomis, Michaela FR	3) Mucciarone, Molly F SO	4) Kim, Rachel FR	
28.22 57.32 (57.32)	1:29.33 (32.01)	2:06.16 (1:08.84)		
2:31.99 (25.83)	3:03.04 (56.88)	3:27.92 (24.88)	3:56.25 (53.21)	
8 Drexel University	B	3:54.63	3:56.82	44
1) Yali, Gizem SR	2) Heffernan, Rebecca JR	3) Lau, Emily FR	4) Duguay, Claudia FR	
28.06 57.81 (57.81)	1:29.69 (31.88)	2:05.82 (1:08.01)		
2:32.79 (26.97)	3:04.74 (58.92)	3:29.42 (24.68)	3:56.82 (52.08)	
9 Wagner College-MR	B	3:53.50	3:58.33	40
1) Mendez, Meghan R SO	2) Thomas, Kelsey E SR	3) Sides, Sam E JR	4) Rondina, Corinne M SO	
28.46 59.11 (59.11)	1:31.11 (32.00)	2:06.92 (1:07.81)		
2:33.70 (26.78)	3:04.85 (57.93)	3:29.95 (25.10)	3:58.33 (53.48)	
10 Villanova University-MA	B	4:00.54	3:58.82	34
1) Conrad, Megan P FR	2) Haufler, Kristin M FR	3) Jurek, Sara H JR	4) Heider, Katrin JR	
29.70 1:00.36 (1:00.36)	1:32.02 (31.66)	2:09.64 (1:09.28)		
2:36.20 (26.56)	3:06.57 (56.93)	3:31.61 (25.04)	3:58.82 (52.25)	
11 West Chester University-MA	B	3:57.55	3:59.87	32
1) Stang, Emily Q SO	2) Ciatto, Kristina M SR	3) Buckley, Amelia L SR	4) Hayward, Tess M FR	
29.99 1:00.55 (1:00.55)	1:31.81 (31.26)	2:08.94 (1:08.39)		
2:36.37 (27.43)	3:07.81 (58.87)	3:32.66 (24.85)	3:59.87 (52.06)	



## Frank Elm Invitational 2013 - 11-22-2013 to 11-24-2013

Real time results at [www.besmarttinc.com](http://www.besmarttinc.com)

Follow Be Smartt Inc on Facebook!

## Results

## (Women 400 Yard Medley Relay)

Team	Relay	Seed Time	Finals Time	Points
12 United States Military Acaden	C	3:55.27	x4:03.05	
1) Poderski, Karolina SO	2) Barta, Kristen A JR	3) Rogers, Shannon E SO	4) Hamilton, Grace A SR	
29.57 1:01.09 (1:01.09)	1:32.89 (31.80)	2:09.89 (1:08.80)		
2:36.86 (26.97)	3:08.60 (58.71)	3:34.31 (25.71)	4:03.05 (54.45)	
13 Villanova University-MA	A	3:41.22	4:03.54	30
1) Lord, Colleen E FR	2) Randolph, Jessie A FR	3) Hardie, Fiona SO	4) Kollanus, Kaisla SO	
29.10 59.85 (59.85)	1:33.32 (33.47)	2:10.89 (1:11.04)		
2:37.50 (26.61)	3:08.32 (57.43)	3:34.41 (26.09)	4:03.54 (55.22)	
14 United States Military Acaden	D	3:58.27	x4:03.55	
1) McNeary, Keeli J JR	2) Fabrizio, Jess M SO	3) Phillips, Haileigh E JR	4) Nuskowski, Danielle FR	
30.06 1:02.10 (1:02.10)	1:33.36 (31.26)	2:09.55 (1:07.45)		
2:36.72 (27.17)	3:09.80 (1:00.25)	3:35.88 (26.08)	4:03.55 (53.75)	
15 Villanova University-MA	C	4:04.54	x4:06.63	
1) Bumgardner, Hayden S SO	2) Koch, Katie E JR	3) Merkle, Erin S FR	4) Snyder, Mary C FR	
29.79 1:01.70 (1:01.70)	1:34.50 (32.80)	2:12.10 (1:10.40)		
2:40.23 (28.13)	3:12.44 (1:00.34)	3:38.15 (25.71)	4:06.63 (54.19)	
--- Wagner College-MR	C	3:56.00	SCR	



## Frank Elm Invitational 2013 - 11-22-2013 to 11-24-2013

Real time results at [www.besmarttinc.com](http://www.besmarttinc.com)

Follow Be Smartt Inc on Facebook!

## Results

## Men 50 Yard Freestyle

FELM: 20.17 &amp; 11-14-2008 Doug Lennox

Princeton

19.35 D1A

20.05 D2A

20.31 D1B

21.05 D2B

Name	Yr	School	Prelim Time	Finals Time	Points
<b>A - Final</b>					
1 Berryman, Joel	SO	Drexel University	21.60	21.16	32
2 Szekely, Christopher L	SO	United States Military Academy-M	21.29	21.27	28
*3 Stahley, Ryan A	SR	West Chester University-MA	20.85	21.32	26.50
*3 Bagshaw, Alex	SR	Drexel University	21.58	21.32	26.50
5 Kong, Austin Y	SO	United States Military Academy-M	21.64	21.48	25
6 Chialastri, Alex	JR	Drexel University	21.67	21.64	24
7 Maddy, Seth	FR	United States Military Academy-M	21.61	21.84	23
8 Astashinsky, Jonathan	FR	United States Military Academy-M	21.66	21.92	22
<b>B - Final</b>					
9 Corbett, Alex A	JR	West Chester University-MA	21.87	21.63	20
10 Krohn, Mike	JR	Drexel University	21.72	21.64	17
*11 Blicke, John G	SR	United States Military Academy-M	21.77	21.82	15.50
*11 Mo, Samuel	SO	United States Military Academy-M	21.69	21.82	15.50
13 Dustin, Michael A	JR	United States Military Academy-M	21.82	21.83	14
*14 Sowell, Tyler W	JR	United States Military Academy-M	21.82	21.94	12.50
*14 Von Jouanne, Scott	FR	United States Military Academy-M	21.73	21.94	12.50
16 Treiberg, Nicholas P	SO	United States Military Academy-M	21.86	22.09	11
<b>C - Final</b>					
17 McMahan, Tommy J	JR	West Chester University-MA	22.07	21.77	9
18 Moyer, Jason A	JR	Villanova University-MA	21.90	21.86	7
19 Shaeffer, Mike	JR	Drexel University	21.92	21.88	6
20 Sokman, Dan	FR	West Chester University-MA	22.09	21.93	5
*21 Yacynych, Kenneth J	SR	United States Military Academy-M	21.96	22.02	3.50
*21 Connolly, J.P.	SO	Drexel University	21.93	22.02	3.50
23 Woudenberg, Casey S	JR	United States Military Academy-M	21.97	22.05	2
24 Curley, Mark	FR	United States Military Academy-M	22.06	22.73	1



## Frank Elm Invitational 2013 - 11-22-2013 to 11-24-2013

Real time results at [www.besmarttinc.com](http://www.besmarttinc.com)

Follow Be Smartt Inc on Facebook!

## Results

## Men 50 Yard Freestyle

FELM: 20.17 &amp; 11-14-2008 Doug Lennox

Princeton

19.35 D1A

20.05 D2A

20.31 D1B

21.05 D2B

Name	Yr	School	Seed Time	Prelim Time	
<b>Preliminaries</b>					
1 Stahley, Ryan A	SR	West Chester University-MA	20.66	20.85	qD2B
2 Szekely, Christopher L	SO	United States Military Academy-M	20.60	21.29	q
3 Bagshaw, Alex	SR	Drexel University	20.95	21.58	q
4 Berryman, Joel	SO	Drexel University	20.70	21.60	q
5 Maddy, Seth	FR	United States Military Academy-M	21.12	21.61	q
6 Kong, Austin Y	SO	United States Military Academy-M	21.57	21.64	q
7 Astashinsky, Jonathan	FR	United States Military Academy-M	21.24	21.66	q
8 Chialastri, Alex	JR	Drexel University	21.03	21.67	q
9 Mo, Samuel	SO	United States Military Academy-M	21.88	21.69	q
10 Krohn, Mike	JR	Drexel University	21.57	21.72	q
11 Von Jouanne, Scott	FR	United States Military Academy-M	21.24	21.73	q
12 Blickle, John G	SR	United States Military Academy-M	21.56	21.77	q
*13 Dustin, Michael A	JR	United States Military Academy-M	20.71	21.82	q
*13 Sowell, Tyler W	JR	United States Military Academy-M	21.49	21.82	q
15 Treiberg, Nicholas P	SO	United States Military Academy-M	20.90	21.86	q
16 Corbett, Alex A	JR	West Chester University-MA	22.36	21.87	q
17 Moyer, Jason A	JR	Villanova University-MA	21.08	21.90	q
18 Shaeffer, Mike	JR	Drexel University	20.63	21.92	q
19 Connolly, J.P.	SO	Drexel University	21.46	21.93	q
20 Yacynych, Kenneth J	SR	United States Military Academy-M	21.17	21.96	q
21 Woudenberg, Casey S	JR	United States Military Academy-M	21.30	21.97	q
22 Curley, Mark	FR	United States Military Academy-M	21.52	22.06	q
23 McMahon, Tommy J	JR	West Chester University-MA	22.00	22.07	q
24 Sokman, Dan	FR	West Chester University-MA	22.55	22.09	q
25 Panaccione, Bryan	FR	United States Military Academy-M	21.95	22.12	
26 Sjolholm, Adam A	SO	United States Military Academy-M	21.73	22.14	
27 Boody, Geoff G	FR	West Chester University-MA	22.25	22.18	
28 Bergstein, Nick M	FR	United States Military Academy-M	22.66	22.23	
29 Tatum, Eric	FR	United States Military Academy-M	22.60	22.25	
30 Tamanini, Chris	JR	Villanova University-MA	21.81	22.34	
31 Marks, Nicholas	FR	United States Military Academy-M	21.06	22.35	
32 Hart, Dion	JR	United States Military Academy-M	21.43	22.37	
*33 Reimon, Andrew	JR	Drexel University	22.12	22.61	
*33 Swartz, Sean	FR	Drexel University	22.03	22.61	
35 Rodriguez, Michael F	FR	Villanova University-MA	21.85	22.85	



## Frank Elm Invitational 2013 - 11-22-2013 to 11-24-2013

Real time results at [www.besmarttinc.com](http://www.besmarttinc.com)

Follow Be Smartt Inc on Facebook!

## Results

## Men 100 Yard Freestyle

FELM: 45.43 &amp; 12-04-2005 Tobin White

Columbia

42.26 D1A

43.96 D2A

44.37 D1B

46.15 D2B

Name	Yr	School	Prelim Time	Finals Time	Points
<b>A - Final</b>					
1 Szekely, Christopher L	SO	United States Military Academy-M	46.37	45.25 & D2B	32
21.94	45.25	(23.31)			
2 Polyakov, Victor	FR	West Chester University-MA	45.95	45.29 & D2B	28
22.26	45.29	(23.03)			
3 Stahley, Ryan A	SR	West Chester University-MA	46.63	46.38	27
21.76	46.38	(24.62)			
4 Chialastri, Alex	JR	Drexel University	46.35	46.50	26
22.13	46.50	(24.37)			
5 Dustin, Michael A	JR	United States Military Academy-M	47.23	46.56	25
21.97	46.56	(24.59)			
6 Astashinsky, Jonathan	FR	United States Military Academy-M	46.84	46.96	24
22.43	46.96	(24.53)			
7 Bagshaw, Alex	SR	Drexel University	46.70	47.12	23
22.25	47.12	(24.87)			
8 Strathmeyer, Bradley C	SO	West Chester University-MA	46.81	47.65	22
22.92	47.65	(24.73)			
<b>B - Final</b>					
9 Berryman, Joel	SO	Drexel University	47.24	46.95	20
22.77	46.95	(24.18)			
10 Pejovic, Ivo	FR	Drexel University	47.32	47.18	17
22.78	47.18	(24.40)			
11 Letcavage, Phil G	SR	West Chester University-MA	47.23	47.26	16
22.83	47.26	(24.43)			
12 Boody, Geoff G	FR	West Chester University-MA	47.86	47.58	15
23.02	47.58	(24.56)			
13 Sjoholm, Adam A	SO	United States Military Academy-M	47.51	47.62	14
23.06	47.62	(24.56)			
14 Sowell, Tyler W	JR	United States Military Academy-M	47.88	47.83	13
22.90	47.83	(24.93)			
15 Blickle, John G	SR	United States Military Academy-M	47.79	47.90	12
22.78	47.90	(25.12)			
16 Maddy, Seth	FR	United States Military Academy-M	47.58	48.23	11
23.05	48.23	(25.18)			
<b>C - Final</b>					
17 McMahon, Tommy J	JR	West Chester University-MA	48.08	47.34	9
22.73	47.34	(24.61)			
18 Curley, Mark	FR	United States Military Academy-M	47.93	47.81	7
22.71	47.81	(25.10)			
19 Moyer, Jason A	JR	Villanova University-MA	48.01	47.87	6
22.95	47.87	(24.92)			
20 Treiberg, Nicholas P	SO	United States Military Academy-M	48.03	48.01	5
22.68	48.01	(25.33)			
21 Von Jouanne, Scott	FR	United States Military Academy-M	47.97	48.11	4
22.76	48.11	(25.35)			

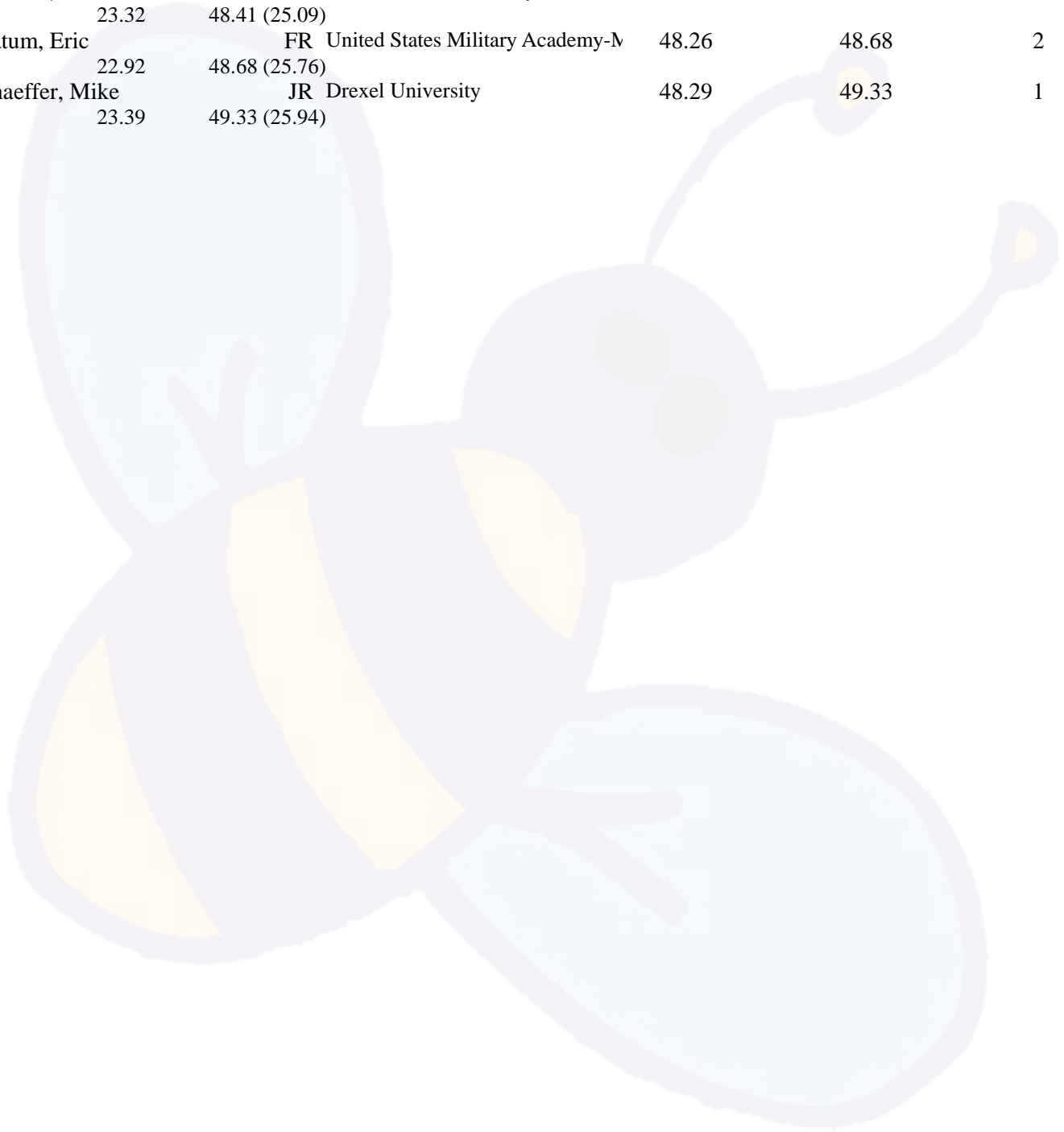


**Frank Elm Invitational 2013 - 11-22-2013 to 11-24-2013**Real time results at [www.besmarttinc.com](http://www.besmarttinc.com)

Follow Be Smartt Inc on Facebook!

**Results****C - Final ... (Men 100 Yard Freestyle)**

	<b>Name</b>	<b>Yr</b>	<b>School</b>	<b>Prelim Time</b>	<b>Finals Time</b>	<b>Points</b>
22	Corbett, Alex A	JR	West Chester University-MA	48.16	48.41	3
	23.32		48.41 (25.09)			
23	Tatum, Eric	FR	United States Military Academy-N	48.26	48.68	2
	22.92		48.68 (25.76)			
24	Shaeffer, Mike	JR	Drexel University	48.29	49.33	1
	23.39		49.33 (25.94)			





Frank Elm Invitational 2013 - 11-22-2013 to 11-24-2013

Real time results at [www.besmarttinc.com](http://www.besmarttinc.com)

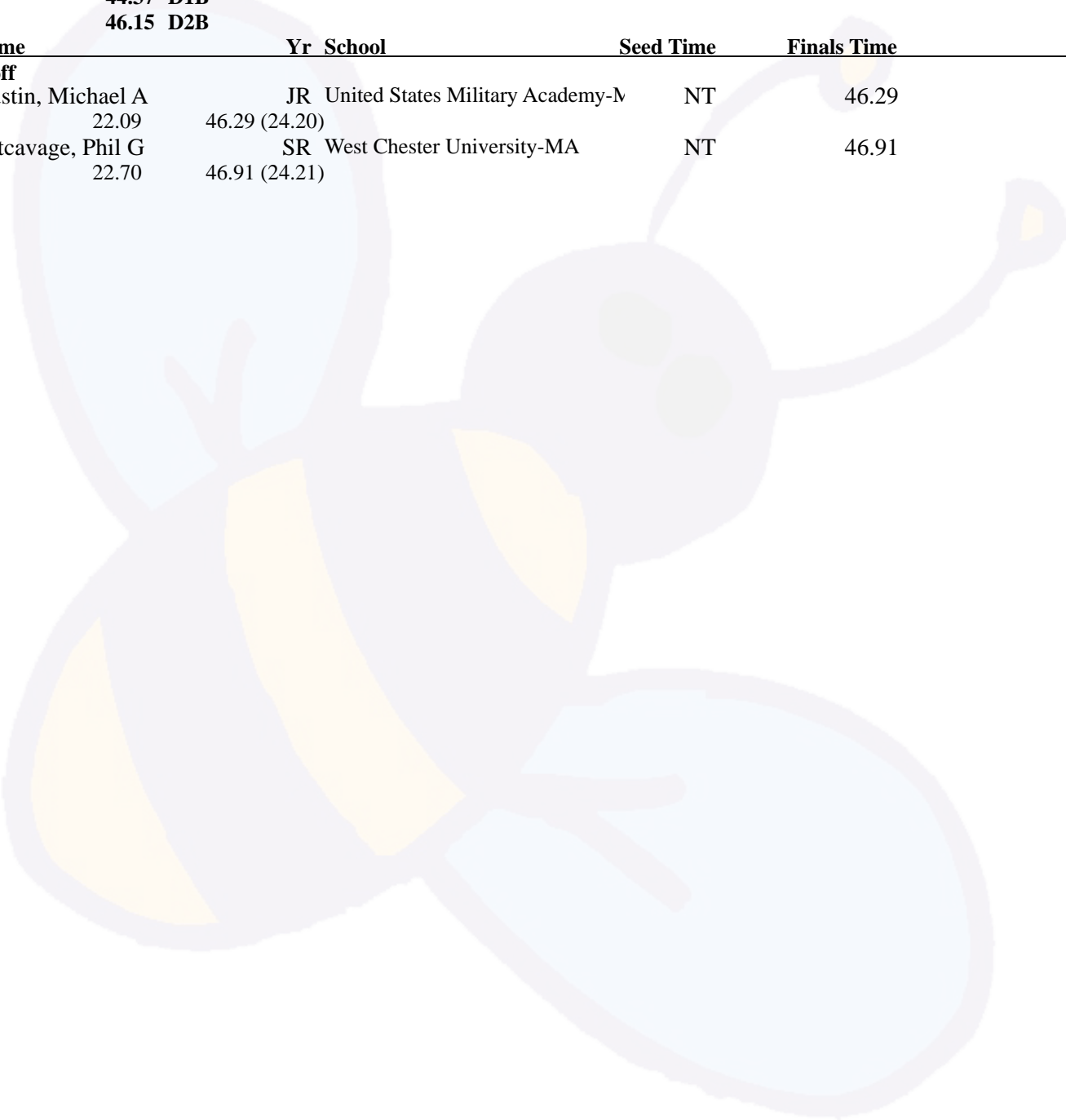
Follow Be Smartt Inc on Facebook!

Results

Men 100 Yard Freestyle Swim-off

42.26 D1A  
43.96 D2A  
44.37 D1B  
46.15 D2B

Name	Yr	School	Seed Time	Finals Time
<b>- Swim-off</b>				
1 Dustin, Michael A	JR	United States Military Academy-M	NT	46.29
			22.09	46.29 (24.20)
2 Letcavage, Phil G	SR	West Chester University-MA	NT	46.91
			22.70	46.91 (24.21)





## Frank Elm Invitational 2013 - 11-22-2013 to 11-24-2013

Real time results at [www.besmarttinc.com](http://www.besmarttinc.com)

Follow Be Smartt Inc on Facebook!

## Results

## Men 100 Yard Freestyle

FELM: 45.43 &amp; 12-04-2005 Tobin White

Columbia

42.26 D1A

43.96 D2A

44.37 D1B

46.15 D2B

Name	Yr	School	Seed Time	Prelim Time	
<b>Preliminaries</b>					
1 Polyakov, Victor	FR	West Chester University-MA	46.65	45.95	qD2B
22.35		45.95 (23.60)			
2 Chialastri, Alex	JR	Drexel University	45.29	46.35	q
22.19		46.35 (24.16)			
3 Szekely, Christopher L	SO	United States Military Academy-M	45.01	46.37	q
22.63		46.37 (23.74)			
4 Stahley, Ryan A	SR	West Chester University-MA	47.55	46.63	q
22.13		46.63 (24.50)			
5 Bagshaw, Alex	SR	Drexel University	45.81	46.70	q
22.47		46.70 (24.23)			
6 Strathmeyer, Bradley C	SO	West Chester University-MA	48.55	46.81	q
22.78		46.81 (24.03)			
7 Astashinsky, Jonathan	FR	United States Military Academy-M	45.53	46.84	q
22.21		46.84 (24.63)			
8 Dustin, Michael A	JR	United States Military Academy-M	45.73	47.23	q
22.63		47.23 (24.60)			
9 Letcavage, Phil G	SR	West Chester University-MA	47.55	J47.23	q
22.85		47.23 (24.38)			
10 Berryman, Joel	SO	Drexel University	47.73	47.24	q
22.72		47.24 (24.52)			
11 Pejovic, Ivo	FR	Drexel University	45.16	47.32	q
22.87		47.32 (24.45)			
12 Sjolholm, Adam A	SO	United States Military Academy-M	45.52	47.51	q
22.98		47.51 (24.53)			
13 Maddy, Seth	FR	United States Military Academy-M	46.48	47.58	q
22.58		47.58 (25.00)			
14 Blickle, John G	SR	United States Military Academy-M	46.95	47.79	q
22.82		47.79 (24.97)			
15 Boody, Geoff G	FR	West Chester University-MA	49.39	47.86	q
23.11		47.86 (24.75)			
16 Sowell, Tyler W	JR	United States Military Academy-M	47.35	47.88	q
22.91		47.88 (24.97)			
17 Curley, Mark	FR	United States Military Academy-M	47.05	47.93	q
23.01		47.93 (24.92)			
18 Von Jouanne, Scott	FR	United States Military Academy-M	46.39	47.97	q
23.01		47.97 (24.96)			
19 Moyer, Jason A	JR	Villanova University-MA	46.47	48.01	q
23.01		48.01 (25.00)			
20 Treiberg, Nicholas P	SO	United States Military Academy-M	46.50	48.03	q
23.19		48.03 (24.84)			
21 McMahon, Tommy J	JR	West Chester University-MA	47.55	48.08	q
23.01		48.08 (25.07)			
22 Corbett, Alex A	JR	West Chester University-MA	47.88	48.16	q
23.25		48.16 (24.91)			



## Frank Elm Invitational 2013 - 11-22-2013 to 11-24-2013

Real time results at [www.besmarttinc.com](http://www.besmarttinc.com)

Follow Be Smartt Inc on Facebook!

## Results

## Preliminaries ... (Men 100 Yard Freestyle)

Name	Yr	School	Seed Time	Prelim Time	
23 Tatum, Eric	FR	United States Military Academy-M	46.15	48.26	q
22.83		48.26 (25.43)			
24 Shaeffer, Mike	JR	Drexel University	46.19	48.29	q
22.90		48.29 (25.39)			
25 Yacynych, Kenneth J	SR	United States Military Academy-M	46.76	48.48	
23.24		48.48 (25.24)			
26 Dunne, Sean	SO	Saint Peters University-NJ	47.65	48.96	
23.30		48.96 (25.66)			
27 Connolly, J.P.	SO	Drexel University	47.43	48.97	
23.47		48.97 (25.50)			
28 Woo, Brian	SO	Drexel University	49.03	49.45	
23.91		49.45 (25.54)			
29 Hart, Dion	JR	United States Military Academy-M	48.39	49.47	
22.91		49.47 (26.56)			
30 Sullivan, Patrick M	SO	Villanova University-MA	48.67	49.76	
24.35		49.76 (25.41)			
31 Tamanini, Chris	JR	Villanova University-MA	47.81	49.93	
24.35		49.93 (25.58)			
32 Cino, Greg M	FR	Villanova University-MA	48.09	50.51	
24.26		50.51 (26.25)			
33 Rubin, Alejandro	FR	Saint Peters University-NJ	48.56	50.64	
24.40		50.64 (26.24)			
34 McGraw, Trey	SR	Saint Peters University-NJ	47.89	50.92	
24.57		50.92 (26.35)			
35 Rodriguez, Michael F	FR	Villanova University-MA	48.83	50.99	
24.23		50.99 (26.76)			
36 Lee, Chandler	FR	Drexel University	49.21	51.10	
24.79		51.10 (26.31)			
37 Kleinsmith, Ian P	FR	Villanova University-MA	51.67	51.94	
25.18		51.94 (26.76)			
38 McElvaney, Alex	SR	Saint Peters University-NJ	49.75	53.33	
25.34		53.33 (27.99)			
39 Johnson, Justin	SO	Saint Peters University-NJ	51.00	53.55	
25.56		53.55 (27.99)			
40 Kemenosh, Keith	SO	Saint Peters University-NJ	54.63	54.71	
26.51		54.71 (28.20)			
--- Garcia, Manuel	FR	Saint Peters University-NJ	49.80	SCR	



## Frank Elm Invitational 2013 - 11-22-2013 to 11-24-2013

Real time results at www.besmarttinc.com

Follow Be Smartt Inc on Facebook!

## Results

## Men 200 Yard Freestyle

FELM: 1:39.58 &amp; 12-03-2005 Hyun Lee

Columbia

1:33.61 D1A

1:37.04 D2A

1:38.29 D1B

1:41.90 D2B

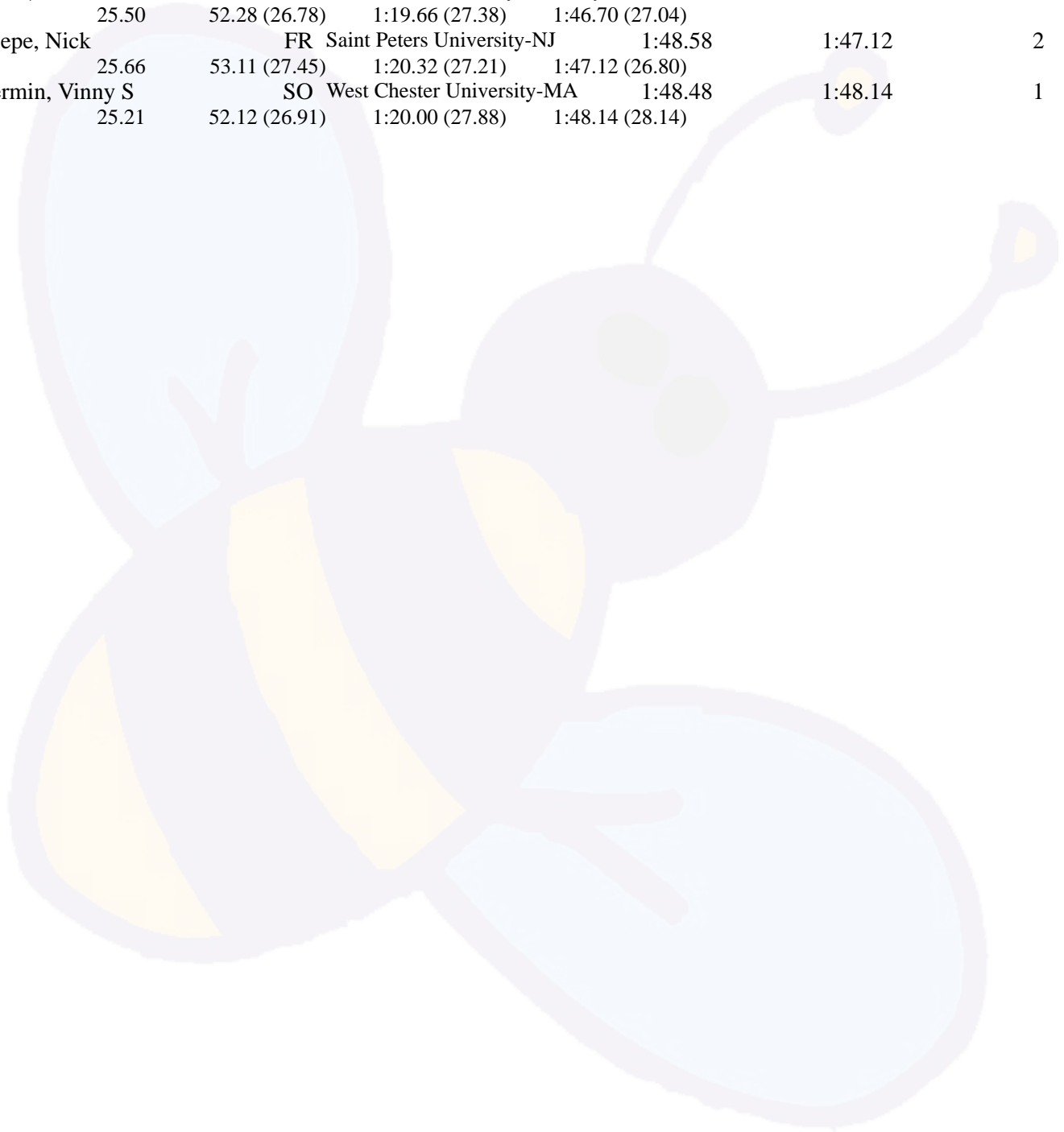
Name	Yr	School	Prelim Time	Finals Time	Points
<b>A - Final</b>					
1 Polyakov, Victor	FR	West Chester University-MA	1:40.04	1:39.21 & D2B	32
22.76	47.97 (25.21)	1:13.45 (25.48)	1:39.21 (25.76)		
2 Szekely, Christopher L	SO	United States Military Academy-M	1:41.84	1:41.78 D2B	28
23.46	49.58 (26.12)	1:16.06 (26.48)	1:41.78 (25.72)		
3 Ruckman, Daniel B	SR	United States Military Academy-M	1:41.86	1:42.09	27
23.81	49.56 (25.75)	1:15.86 (26.30)	1:42.09 (26.23)		
4 Chialastri, Alex	JR	Drexel University	1:42.36	1:42.24	26
23.16	48.83 (25.67)	1:15.57 (26.74)	1:42.24 (26.67)		
5 Pejovic, Ivo	FR	Drexel University	1:42.52	1:42.48	25
24.32	50.52 (26.20)	1:16.97 (26.45)	1:42.48 (25.51)		
6 Woudenberg, Casey S	JR	United States Military Academy-M	1:42.28	1:42.57	24
24.03	50.09 (26.06)	1:16.84 (26.75)	1:42.57 (25.73)		
7 Letcavage, Phil G	SR	West Chester University-MA	1:41.51	1:43.62	23
23.84	49.87 (26.03)	1:16.58 (26.71)	1:43.62 (27.04)		
8 Strathmeyer, Bradley C	SO	West Chester University-MA	1:41.44	1:43.93	22
23.94	50.15 (26.21)	1:16.93 (26.78)	1:43.93 (27.00)		
<b>B - Final</b>					
9 Viana, William S	JR	United States Military Academy-M	1:42.89	1:42.22	20
24.69	50.64 (25.95)	1:16.43 (25.79)	1:42.22 (25.79)		
10 Forlini, Connor	FR	West Chester University-MA	1:43.61	1:43.60	17
24.60	51.17 (26.57)	1:17.62 (26.45)	1:43.60 (25.98)		
11 Klotz, Matt	SO	Drexel University	1:44.86	1:43.82	16
24.76	50.72 (25.96)	1:17.14 (26.42)	1:43.82 (26.68)		
12 Astashinsky, Jonathan	FR	United States Military Academy-M	1:42.73	1:44.21	15
23.77	49.53 (25.76)	1:16.62 (27.09)	1:44.21 (27.59)		
13 McMahon, Tommy J	JR	West Chester University-MA	1:44.94	1:44.52	14
24.37	50.49 (26.12)	1:16.83 (26.34)	1:44.52 (27.69)		
14 Boody, Geoff G	FR	West Chester University-MA	1:44.27	1:45.41	13
24.17	50.83 (26.66)	1:17.74 (26.91)	1:45.41 (27.67)		
15 Sjolholm, Adam A	SO	United States Military Academy-M	1:44.94	1:45.63	12
24.64	51.30 (26.66)	1:18.55 (27.25)	1:45.63 (27.08)		
16 McCall, Devin	FR	United States Military Academy-M	1:44.02	1:47.40	11
24.46	51.28 (26.82)	1:19.41 (28.13)	1:47.40 (27.99)		
<b>C - Final</b>					
17 Sowell, Tyler W	JR	United States Military Academy-M	1:45.65	1:44.76	9
24.08	50.69 (26.61)	1:17.89 (27.20)	1:44.76 (26.87)		
18 Regan, Sean	JR	United States Military Academy-M	1:46.52	1:45.19	7
24.11	51.13 (27.02)	1:19.17 (28.04)	1:45.19 (26.02)		
19 Corbett, Alex A	JR	West Chester University-MA	1:45.49	1:45.46	6
24.14	50.74 (26.60)	1:18.00 (27.26)	1:45.46 (27.46)		
20 Moyer, Jason A	JR	Villanova University-MA	1:45.76	1:46.07	5
24.51	51.76 (27.25)	1:19.23 (27.47)	1:46.07 (26.84)		
21 Sullivan, Patrick M	SO	Villanova University-MA	1:48.31	1:46.62	4
25.16	52.06 (26.90)	1:19.54 (27.48)	1:46.62 (27.08)		

**Frank Elm Invitational 2013 - 11-22-2013 to 11-24-2013**Real time results at [www.besmarttinc.com](http://www.besmarttinc.com)

Follow Be Smartt Inc on Facebook!

**Results****C - Final ... (Men 200 Yard Freestyle)**

	<b>Name</b>	<b>Yr</b>	<b>School</b>	<b>Prelim Time</b>	<b>Finals Time</b>	<b>Points</b>
22	Kane, Matthew K	JR	United States Military Academy-M	1:48.34	1:46.70	3
	25.50	52.28 (26.78)	1:19.66 (27.38)	1:46.70 (27.04)		
23	Riepe, Nick	FR	Saint Peters University-NJ	1:48.58	1:47.12	2
	25.66	53.11 (27.45)	1:20.32 (27.21)	1:47.12 (26.80)		
24	Termin, Vinny S	SO	West Chester University-MA	1:48.48	1:48.14	1
	25.21	52.12 (26.91)	1:20.00 (27.88)	1:48.14 (28.14)		





## Frank Elm Invitational 2013 - 11-22-2013 to 11-24-2013

Real time results at www.besmarttinc.com

Follow Be Smartt Inc on Facebook!

## Results

## Men 200 Yard Freestyle

FELM: 1:39.58 &amp; 12-03-2005 Hyun Lee

Columbia

1:33.61 D1A

1:37.04 D2A

1:38.29 D1B

1:41.90 D2B

Name	Yr	School	Seed Time	Prelim Time	
<b>Preliminaries</b>					
1 Polyakov, Victor	FR	West Chester University-MA	1:41.24	1:40.04	qD2B
	22.89	47.79 (24.90)	1:13.68 (25.89)	1:40.04 (26.36)	
2 Strathmeyer, Bradley C	SO	West Chester University-MA	1:43.55	1:41.44	qD2B
	24.29	50.15 (25.86)	1:15.86 (25.71)	1:41.44 (25.58)	
3 Letcavage, Phil G	SR	West Chester University-MA	1:44.74	1:41.51	qD2B
	23.28	48.55 (25.27)	1:14.42 (25.87)	1:41.51 (27.09)	
4 Szekely, Christopher L	SO	United States Military Academy-M	1:38.34	1:41.84	qD2B
	23.41	48.88 (25.47)	1:15.56 (26.68)	1:41.84 (26.28)	
5 Ruckman, Daniel B	SR	United States Military Academy-M	1:40.22	1:41.86	qD2B
	23.67	49.00 (25.33)	1:15.00 (26.00)	1:41.86 (26.86)	
6 Woudenberg, Casey S	JR	United States Military Academy-M	1:40.50	1:42.28	q
	24.09	50.12 (26.03)	1:16.65 (26.53)	1:42.28 (25.63)	
7 Chialastri, Alex	JR	Drexel University	1:38.63	1:42.36	q
	23.54	49.53 (25.99)	1:16.09 (26.56)	1:42.36 (26.27)	
8 Pejovic, Ivo	FR	Drexel University	1:40.12	1:42.52	q
	24.02	49.55 (25.53)	1:15.82 (26.27)	1:42.52 (26.70)	
9 Astashinsky, Jonathan	FR	United States Military Academy-M	1:40.18	1:42.73	q
	23.32	48.91 (25.59)	1:15.60 (26.69)	1:42.73 (27.13)	
10 Viana, William S	JR	United States Military Academy-M	1:39.20	1:42.89	q
	24.77	51.02 (26.25)	1:16.99 (25.97)	1:42.89 (25.90)	
11 Forlini, Connor	FR	West Chester University-MA	1:48.03	1:43.61	q
	24.78	51.09 (26.31)	1:17.33 (26.24)	1:43.61 (26.28)	
12 McCall, Devin	FR	United States Military Academy-M	1:40.12	1:44.02	q
	24.13	50.65 (26.52)	1:17.24 (26.59)	1:44.02 (26.78)	
13 Boody, Geoff G	FR	West Chester University-MA	1:52.55	1:44.27	q
	23.96	50.27 (26.31)	1:17.30 (27.03)	1:44.27 (26.97)	
14 Klotz, Matt	SO	Drexel University	1:42.90	1:44.86	q
	24.56	50.38 (25.82)	1:17.29 (26.91)	1:44.86 (27.57)	
*15 Sjolholm, Adam A	SO	United States Military Academy-M	1:40.52	1:44.94	q
	24.45	50.86 (26.41)	1:17.89 (27.03)	1:44.94 (27.05)	
*15 McMahon, Tommy J	JR	West Chester University-MA	1:42.55	1:44.94	q
	23.11	48.61 (25.50)	1:15.83 (27.22)	1:44.94 (29.11)	
17 Corbett, Alex A	JR	West Chester University-MA	1:44.04	1:45.49	q
	24.09	50.41 (26.32)	1:17.52 (27.11)	1:45.49 (27.97)	
18 Sowell, Tyler W	JR	United States Military Academy-M	1:41.34	1:45.65	q
	24.47	51.66 (27.19)	1:18.60 (26.94)	1:45.65 (27.05)	
19 Moyer, Jason A	JR	Villanova University-MA	1:41.80	1:45.76	q
	23.95	50.63 (26.68)	1:18.36 (27.73)	1:45.76 (27.40)	
20 Regan, Sean	JR	United States Military Academy-M	1:44.66	1:46.52	q
	23.91	50.27 (26.36)	1:18.43 (28.16)	1:46.52 (28.09)	
21 Sullivan, Patrick M	SO	Villanova University-MA	1:42.34	1:48.31	q
	25.28	52.61 (27.33)	1:20.98 (28.37)	1:48.31 (27.33)	
22 Kane, Matthew K	JR	United States Military Academy-M	1:44.51	1:48.34	q
	25.19	52.31 (27.12)	1:20.19 (27.88)	1:48.34 (28.15)	



## Frank Elm Invitational 2013 - 11-22-2013 to 11-24-2013

Real time results at [www.besmarttinc.com](http://www.besmarttinc.com)

Follow Be Smartt Inc on Facebook!

## Results

## Preliminaries ... (Men 200 Yard Freestyle)

Name	Yr	School	Seed Time	Prelim Time
23 Termin, Vinny S	SO	West Chester University-MA	1:49.99	1:48.48 q
24.93	51.74 (26.81)	1:19.83 (28.09)	1:48.48 (28.65)	
24 Riepe, Nick	FR	Saint Peters University-NJ	1:47.56	1:48.58 q
25.81	53.32 (27.51)	1:20.91 (27.59)	1:48.58 (27.67)	
25 Smith, Murphy	SO	Villanova University-MA	1:44.93	1:48.77
25.29	52.32 (27.03)	1:20.40 (28.08)	1:48.77 (28.37)	
26 McGraw, Trey	SR	Saint Peters University-NJ	1:41.99	1:49.11
25.00	52.61 (27.61)	1:20.74 (28.13)	1:49.11 (28.37)	
27 Rudisill, Dylan J	FR	West Chester University-MA	1:52.55	1:49.26
25.14	52.35 (27.21)	1:20.70 (28.35)	1:49.26 (28.56)	
28 Cino, Greg M	FR	Villanova University-MA	1:43.81	1:49.41
25.32	52.97 (27.65)	1:21.26 (28.29)	1:49.41 (28.15)	
29 DeMott, Ryan	SO	Drexel University	1:46.69	1:49.65
25.12	52.82 (27.70)	1:20.95 (28.13)	1:49.65 (28.70)	
30 Lee, Chandler	FR	Drexel University	1:45.19	1:49.86
25.92	53.57 (27.65)	1:22.06 (28.49)	1:49.86 (27.80)	
31 Kleinsmith, Ian P	FR	Villanova University-MA	1:54.35	1:53.50
26.16	54.54 (28.38)	1:23.99 (29.45)	1:53.50 (29.51)	
32 Johnson, Justin	SO	Saint Peters University-NJ	1:52.65	2:00.60
27.17	57.89 (30.72)	1:29.43 (31.54)	2:00.60 (31.17)	
--- Shaeffer, Mike	JR	Drexel University	1:46.51	SCR





## Frank Elm Invitational 2013 - 11-22-2013 to 11-24-2013

Real time results at [www.besmarttinc.com](http://www.besmarttinc.com)

Follow Be Smartt Inc on Facebook!

## Results

## Men 500 Yard Freestyle

FELM: 4:29.83 &amp; 11-19-2010 Morne Boshoff

PITT

4:15.68 D1A

4:28.46 D1B

4:38.95 D2B

4:52.66 D2A

Name	Yr	School	Prelim Time	Finals Time	Points
<b>A - Final</b>					
1 Polyakov, Victor	FR	West Chester University-MA	4:28.17	4:20.26 & D1B	32
	23.31	48.67 (25.36)	1:14.72 (26.05)	1:41.06 (26.34)	
	2:07.49 (26.43)	2:34.00 (26.51)	3:00.56 (26.56)	3:27.47 (26.91)	
	3:54.37 (26.90)	4:20.26 (25.89)			
2 Strathmeyer, Bradley C	SO	West Chester University-MA	4:36.13	4:32.99 D2B	28
	24.93	51.52 (26.59)	1:18.76 (27.24)	1:46.62 (27.86)	
	2:14.57 (27.95)	2:42.57 (28.00)	3:10.62 (28.05)	3:38.65 (28.03)	
	4:06.49 (27.84)	4:32.99 (26.50)			
3 Haley, Jared P	JR	West Chester University-MA	4:32.70	4:33.07 D2B	27
	24.35	50.88 (26.53)	1:18.39 (27.51)	1:46.34 (27.95)	
	2:14.36 (28.02)	2:42.27 (27.91)	3:10.59 (28.32)	3:38.78 (28.19)	
	4:06.57 (27.79)	4:33.07 (26.50)			
4 Letcavage, Phil G	SR	West Chester University-MA	4:37.49	4:36.12 D2B	26
	24.43	50.95 (26.52)	1:18.57 (27.62)	1:46.76 (28.19)	
	2:15.15 (28.39)	2:43.47 (28.32)	3:11.92 (28.45)	3:40.50 (28.58)	
	4:08.47 (27.97)	4:36.12 (27.65)			
5 Pejovic, Ivo	FR	Drexel University	4:38.40	4:36.53 D2B	25
	25.23	52.30 (27.07)	1:19.99 (27.69)	1:47.77 (27.78)	
	2:15.65 (27.88)	2:43.98 (28.33)	3:11.96 (27.98)	3:40.59 (28.63)	
	4:08.83 (28.24)	4:36.53 (27.70)			
6 Forlini, Connor	FR	West Chester University-MA	4:38.84	4:38.54 D2B	24
	24.95	52.17 (27.22)	1:19.89 (27.72)	1:47.81 (27.92)	
	2:16.03 (28.22)	2:44.36 (28.33)	3:13.07 (28.71)	3:41.77 (28.70)	
	4:10.66 (28.89)	4:38.54 (27.88)			
7 Ruckman, Daniel B	SR	United States Military Academy-M	4:39.31	4:40.05 D2A	23
	25.50	52.86 (27.36)	1:20.87 (28.01)	1:49.11 (28.24)	
	2:17.33 (28.22)	2:45.87 (28.54)	3:14.75 (28.88)	3:42.77 (28.02)	
	4:11.62 (28.85)	4:40.05 (28.43)			
8 Woudenberg, Casey S	JR	United States Military Academy-M	4:40.87	4:42.21 D2A	22
	25.01	52.38 (27.37)	1:20.80 (28.42)	1:49.36 (28.56)	
	2:18.09 (28.73)	2:47.29 (29.20)	3:16.21 (28.92)	3:45.27 (29.06)	
	4:14.24 (28.97)	4:42.21 (27.97)			
<b>B - Final</b>					
9 Gercsak, Zoltan	FR	Drexel University	4:42.08	4:39.27 D2A	20
	25.36	53.02 (27.66)	1:21.19 (28.17)	1:50.08 (28.89)	
	2:18.90 (28.82)	2:46.99 (28.09)	3:15.25 (28.26)	3:43.69 (28.44)	
	4:11.95 (28.26)	4:39.27 (27.32)			
10 Szekely, Christopher L	SO	United States Military Academy-M	4:42.26	4:40.52 D2A	17
	24.99	52.76 (27.77)	1:21.64 (28.88)	1:50.60 (28.96)	
	2:19.54 (28.94)	2:48.49 (28.95)	3:17.15 (28.66)	3:45.90 (28.75)	
	4:13.60 (27.70)	4:40.52 (26.92)			
11 Klotz, Matt	SO	Drexel University	4:42.28	4:40.81 D2A	16
	25.94	53.87 (27.93)	1:22.08 (28.21)	1:50.53 (28.45)	
	2:19.03 (28.50)	2:47.63 (28.60)	3:15.99 (28.36)	3:44.66 (28.67)	
	4:13.40 (28.74)	4:40.81 (27.41)			



## Frank Elm Invitational 2013 - 11-22-2013 to 11-24-2013

Real time results at [www.besmarttinc.com](http://www.besmarttinc.com)

Follow Be Smartt Inc on Facebook!

## Results

## B - Final ... (Men 500 Yard Freestyle)

Name	Yr	School	Prelim Time	Finals Time	Points
12 Viana, William S	JR	United States Military Academy-M	4:44.72	4:41.32 D2A	15
25.56	53.74 (28.18)	1:22.47 (28.73)	1:51.49 (29.02)		
2:19.95 (28.46)	2:48.30 (28.35)	3:16.89 (28.59)	3:45.54 (28.65)		
4:13.97 (28.43)	4:41.32 (27.35)				
13 Lukens, Kyle F	SO	Drexel University	4:41.60	4:43.53 D2A	14
26.00	54.26 (28.26)	1:22.88 (28.62)	1:51.03 (28.15)		
2:19.95 (28.92)	2:48.89 (28.94)	3:17.82 (28.93)	3:47.12 (29.30)		
4:16.11 (28.99)	4:43.53 (27.42)				
14 Termin, Vinny S	SO	West Chester University-MA	4:43.44	4:43.58 D2A	13
25.26	52.69 (27.43)	1:21.18 (28.49)	1:49.74 (28.56)		
2:18.70 (28.96)	2:47.92 (29.22)	3:17.24 (29.32)	3:46.35 (29.11)		
4:15.37 (29.02)	4:43.58 (28.21)				
15 Boody, Geoff G	FR	West Chester University-MA	4:44.32	4:43.90 D2A	12
24.38	51.46 (27.08)	1:19.51 (28.05)	1:48.39 (28.88)		
2:17.17 (28.78)	2:46.33 (29.16)	3:15.54 (29.21)	3:45.02 (29.48)		
4:14.79 (29.77)	4:43.90 (29.11)				
16 Harmon, Clay	FR	United States Military Academy-M	4:47.32	4:46.54 D2A	11
25.83	53.91 (28.08)	1:22.80 (28.89)	1:51.59 (28.79)		
2:20.51 (28.92)	2:49.96 (29.45)	3:19.51 (29.55)	3:48.85 (29.34)		
4:18.05 (29.20)	4:46.54 (28.49)				
<b>C - Final</b>					
17 McCall, Devin	FR	United States Military Academy-M	4:47.47	4:43.75 D2A	9
25.11	53.33 (28.22)	1:21.90 (28.57)	1:50.21 (28.31)		
2:19.09 (28.88)	2:48.26 (29.17)	3:17.20 (28.94)	3:46.37 (29.17)		
4:15.57 (29.20)	4:43.75 (28.18)				
18 Corbett, Alex A	JR	West Chester University-MA	4:48.33	4:49.13 D2A	7
25.02	53.30 (28.28)	1:22.40 (29.10)	1:51.51 (29.11)		
2:20.95 (29.44)	2:50.66 (29.71)	3:20.73 (30.07)	3:50.53 (29.80)		
4:20.35 (29.82)	4:49.13 (28.78)				
19 Kane, Matthew K	JR	United States Military Academy-M	4:53.38	4:49.44 D2A	6
25.93	53.81 (27.88)	1:22.56 (28.75)	1:51.79 (29.23)		
2:21.35 (29.56)	2:51.06 (29.71)	3:20.86 (29.80)	3:50.58 (29.72)		
4:20.30 (29.72)	4:49.44 (29.14)				
20 Blankenbeker, Zachary D	SO	United States Military Academy-M	4:48.86	4:49.82 D2A	5
26.55	55.43 (28.88)	1:25.18 (29.75)	1:55.47 (30.29)		
2:25.20 (29.73)	2:53.53 (28.33)	3:22.20 (28.67)	3:51.56 (29.36)		
4:21.38 (29.82)	4:49.82 (28.44)				
21 Rudisill, Dylan J	FR	West Chester University-MA	4:51.19	4:51.28 D2A	4
26.10	54.51 (28.41)	1:23.45 (28.94)	1:52.77 (29.32)		
2:22.41 (29.64)	2:52.54 (30.13)	3:22.46 (29.92)	3:52.23 (29.77)		
4:22.09 (29.86)	4:51.28 (29.19)				
22 Sjolholm, Adam A	SO	United States Military Academy-M	4:53.52	4:51.48 D2A	3
25.85	54.13 (28.28)	1:23.48 (29.35)	1:53.08 (29.60)		
2:23.03 (29.95)	2:53.04 (30.01)	3:23.14 (30.10)	3:53.12 (29.98)		
4:23.21 (30.09)	4:51.48 (28.27)				
23 Cino, Greg M	FR	Villanova University-MA	4:56.28	4:51.57 D2A	2
26.89	56.19 (29.30)	1:25.98 (29.79)	1:56.19 (30.21)		
2:26.20 (30.01)	2:56.19 (29.99)	3:25.68 (29.49)	3:55.34 (29.66)		
4:24.21 (28.87)	4:51.57 (27.36)				



**Frank Elm Invitational 2013 - 11-22-2013 to 11-24-2013**


**Real time results at [www.besmarttinc.com](http://www.besmarttinc.com)**

**Follow Be Smartt Inc on Facebook!**

**Results**

**C - Final ... (Men 500 Yard Freestyle)**

	<b>Name</b>	<b>Yr</b>	<b>School</b>	<b>Prelim Time</b>	<b>Finals Time</b>	<b>Points</b>
24	Rodts, Harrison B	FR	Villanova University-MA	4:55.94	4:55.92	1
	26.49	55.58 (29.09)	1:25.68 (30.10)	1:55.97 (30.29)		
	2:26.53 (30.56)	2:56.47 (29.94)	3:26.99 (30.52)	3:57.28 (30.29)		
	4:26.98 (29.70)	4:55.92 (28.94)				





## Frank Elm Invitational 2013 - 11-22-2013 to 11-24-2013

Real time results at www.besmarttinc.com

Follow Be Smartt Inc on Facebook!

## Results

## Men 500 Yard Freestyle

FELM: 4:29.83 &amp; 11-19-2010 Morne Boshoff

PITT

4:15.68 D1A

4:28.46 D1B

4:38.95 D2B

4:52.66 D2A

Name	Yr	School	Seed Time	Prelim Time
<b>Preliminaries</b>				
1 Polyakov, Victor	FR	West Chester University-MA	4:25.55	4:28.17 & qD1B
24.41	51.12 (26.71)	1:18.52 (27.40)	1:45.89 (27.37)	
2:13.82 (27.93)	2:41.33 (27.51)	3:07.83 (26.50)	3:34.98 (27.15)	
4:02.70 (27.72)	4:28.17 (25.47)			
2 Haley, Jared P	JR	West Chester University-MA	4:32.55	4:32.70 qD2B
24.52	51.30 (26.78)	1:18.81 (27.51)	1:46.68 (27.87)	
2:14.51 (27.83)	2:42.19 (27.68)	3:09.89 (27.70)	3:37.94 (28.05)	
4:05.88 (27.94)	4:32.70 (26.82)			
3 Strathmeyer, Bradley C	SO	West Chester University-MA	4:32.55	4:36.13 qD2B
25.82	53.16 (27.34)	1:21.06 (27.90)	1:48.86 (27.80)	
2:16.66 (27.80)	2:44.66 (28.00)	3:12.70 (28.04)	3:40.79 (28.09)	
4:08.95 (28.16)	4:36.13 (27.18)			
4 Letcavage, Phil G	SR	West Chester University-MA	4:52.55	4:37.49 qD2B
24.17	50.78 (26.61)	1:18.07 (27.29)	1:45.92 (27.85)	
2:13.89 (27.97)	2:42.36 (28.47)	3:11.10 (28.74)	3:39.83 (28.73)	
4:08.74 (28.91)	4:37.49 (28.75)			
5 Pejovic, Ivo	FR	Drexel University	4:34.26	4:38.40 qD2B
24.96	52.24 (27.28)	1:20.81 (28.57)	1:49.39 (28.58)	
2:17.62 (28.23)	2:45.79 (28.17)	3:13.89 (28.10)	3:42.25 (28.36)	
4:10.77 (28.52)	4:38.40 (27.63)			
6 Forlini, Connor	FR	West Chester University-MA	4:53.51	4:38.84 qD2B
24.77	52.11 (27.34)	1:19.63 (27.52)	1:47.64 (28.01)	
2:15.69 (28.05)	2:44.07 (28.38)	3:12.42 (28.35)	3:41.13 (28.71)	
4:10.32 (29.19)	4:38.84 (28.52)			
7 Ruckman, Daniel B	SR	United States Military Academy-M	4:30.30	4:39.31 qD2A
25.03	52.02 (26.99)	1:19.30 (27.28)	1:46.86 (27.56)	
2:14.85 (27.99)	2:43.43 (28.58)	3:12.21 (28.78)	3:41.45 (29.24)	
4:10.37 (28.92)	4:39.31 (28.94)			
8 Woudenberg, Casey S	JR	United States Military Academy-M	4:29.10	4:40.87 qD2A
25.36	52.91 (27.55)	1:21.31 (28.40)	1:49.82 (28.51)	
2:18.30 (28.48)	2:46.89 (28.59)	3:15.46 (28.57)	3:44.18 (28.72)	
4:13.15 (28.97)	4:40.87 (27.72)			
9 Lukens, Kyle F	SO	Drexel University	4:39.43	4:41.60 qD2A
25.32	53.16 (27.84)	1:21.51 (28.35)	1:50.28 (28.77)	
2:19.16 (28.88)	2:48.31 (29.15)	3:16.51 (28.20)	3:45.91 (29.40)	
4:14.53 (28.62)	4:41.60 (27.07)			
10 Gercsak, Zoltan	FR	Drexel University	4:32.65	4:42.08 qD2A
25.59	53.40 (27.81)	1:21.43 (28.03)	1:49.79 (28.36)	
2:18.49 (28.70)	2:47.07 (28.58)	3:16.03 (28.96)	3:44.78 (28.75)	
4:13.79 (29.01)	4:42.08 (28.29)			
11 Szekely, Christopher L	SO	United States Military Academy-M	4:29.91	4:42.26 qD2A
24.41	51.54 (27.13)	1:19.93 (28.39)	1:48.83 (28.90)	
2:17.61 (28.78)	2:46.31 (28.70)	3:15.68 (29.37)	3:45.16 (29.48)	
4:14.34 (29.18)	4:42.26 (27.92)			



## Frank Elm Invitational 2013 - 11-22-2013 to 11-24-2013

Real time results at www.besmarttinc.com

Follow Be Smartt Inc on Facebook!

## Results

## Preliminaries ... (Men 500 Yard Freestyle)

Name	Yr	School	Seed Time	Prelim Time	
12 Klotz, Matt	SO	Drexel University	4:38.14	4:42.28	qD2A
26.20	54.19 (27.99)	1:22.07 (27.88)	1:50.60 (28.53)		
2:19.15 (28.55)	2:47.79 (28.64)	3:16.38 (28.59)	3:45.12 (28.74)		
4:14.04 (28.92)	4:42.28 (28.24)				
13 Termin, Vinny S	SO	West Chester University-MA	4:56.97	4:43.44	qD2A
25.49	52.63 (27.14)	1:20.82 (28.19)	1:49.40 (28.58)		
2:18.14 (28.74)	2:47.35 (29.21)	3:16.54 (29.19)	3:45.54 (29.00)		
4:14.60 (29.06)	4:43.44 (28.84)				
14 Boody, Geoff G	FR	West Chester University-MA	5:09.55	4:44.32	qD2A
24.23	51.18 (26.95)	1:19.34 (28.16)	1:48.18 (28.84)		
2:16.88 (28.70)	2:46.17 (29.29)	3:15.92 (29.75)	3:45.78 (29.86)		
4:16.08 (30.30)	4:44.32 (28.24)				
15 Viana, William S	JR	United States Military Academy-M	4:32.22	4:44.72	qD2A
25.29	53.27 (27.98)	1:21.23 (27.96)	1:50.18 (28.95)		
2:19.02 (28.84)	2:47.63 (28.61)	3:16.52 (28.89)	3:45.60 (29.08)		
4:15.32 (29.72)	4:44.72 (29.40)				
16 Harmon, Clay	FR	United States Military Academy-M	4:37.00	4:47.32	qD2A
26.12	54.32 (28.20)	1:22.93 (28.61)	1:51.75 (28.82)		
2:21.19 (29.44)	2:50.33 (29.14)	3:19.98 (29.65)	3:49.27 (29.29)		
4:18.70 (29.43)	4:47.32 (28.62)				
17 McCall, Devin	FR	United States Military Academy-M	4:31.47	4:47.47	qD2A
24.58	52.18 (27.60)	1:20.87 (28.69)	1:49.64 (28.77)		
2:18.77 (29.13)	2:48.25 (29.48)	3:17.98 (29.73)	3:47.99 (30.01)		
4:18.13 (30.14)	4:47.47 (29.34)				
18 Corbett, Alex A	JR	West Chester University-MA	5:09.55	4:48.33	qD2A
24.94	52.78 (27.84)	1:21.62 (28.84)	1:50.76 (29.14)		
2:20.02 (29.26)	2:49.64 (29.62)	3:19.48 (29.84)	3:49.26 (29.78)		
4:19.45 (30.19)	4:48.33 (28.88)				
19 Blankenkoper, Zachary D	SO	United States Military Academy-M	4:35.50	4:48.86	qD2A
26.61	55.22 (28.61)	1:24.59 (29.37)	1:54.08 (29.49)		
2:22.66 (28.58)	2:50.77 (28.11)	3:19.60 (28.83)	3:49.02 (29.42)		
4:19.31 (30.29)	4:48.86 (29.55)				
20 Rudisill, Dylan J	FR	West Chester University-MA	4:55.55	4:51.19	qD2A
26.34	54.82 (28.48)	1:23.80 (28.98)	1:53.15 (29.35)		
2:22.70 (29.55)	2:52.30 (29.60)	3:21.97 (29.67)	3:52.02 (30.05)		
4:21.80 (29.78)	4:51.19 (29.39)				
21 Kane, Matthew K	JR	United States Military Academy-M	4:43.73	4:53.38	q
26.30	54.63 (28.33)	1:23.48 (28.85)	1:52.83 (29.35)		
2:22.54 (29.71)	2:52.26 (29.72)	3:22.19 (29.93)	3:52.72 (30.53)		
4:23.29 (30.57)	4:53.38 (30.09)				
22 Sjolholm, Adam A	SO	United States Military Academy-M	4:32.29	4:53.52	q
25.92	53.61 (27.69)	1:22.30 (28.69)	1:51.57 (29.27)		
2:21.19 (29.62)	2:51.18 (29.99)	3:21.35 (30.17)	3:52.12 (30.77)		
4:23.11 (30.99)	4:53.52 (30.41)				
23 Rodts, Harrison B	FR	Villanova University-MA	4:44.81	4:55.94	q
26.91	56.33 (29.42)	1:25.96 (29.63)	1:55.97 (30.01)		
2:26.27 (30.30)	2:56.81 (30.54)	3:27.31 (30.50)	3:57.66 (30.35)		
4:27.08 (29.42)	4:55.94 (28.86)				
24 Cino, Greg M	FR	Villanova University-MA	4:39.18	4:56.28	q
26.68	55.89 (29.21)	1:25.75 (29.86)	1:55.99 (30.24)		
2:26.03 (30.04)	2:56.10 (30.07)	3:26.18 (30.08)	3:56.24 (30.06)		
4:26.24 (30.00)	4:56.28 (30.04)				

**Frank Elm Invitational 2013 - 11-22-2013 to 11-24-2013**Real time results at [www.besmarttinc.com](http://www.besmarttinc.com)

Follow Be Smartt Inc on Facebook!

**Results****Preliminaries ... (Men 500 Yard Freestyle)**

	<b>Name</b>	<b>Yr</b>	<b>School</b>	<b>Seed Time</b>	<b>Prelim Time</b>
25	DeMott, Ryan	SO	Drexel University	4:49.36	4:57.60
	26.81	55.33 (28.52)	1:24.59 (29.26)	1:54.48 (29.89)	
	2:24.88 (30.40)	2:55.27 (30.39)	3:25.54 (30.27)	3:56.77 (31.23)	
	4:27.36 (30.59)	4:57.60 (30.24)			
26	Sullivan, Patrick M	SO	Villanova University-MA	4:41.34	4:59.37
	25.35	52.77 (27.42)	1:21.75 (28.98)	1:51.39 (29.64)	
	2:22.19 (30.80)	2:53.51 (31.32)	3:24.97 (31.46)	3:56.70 (31.73)	
	4:28.35 (31.65)	4:59.37 (31.02)			
27	Lee, Chandler	FR	Drexel University	4:52.37	5:00.08
	26.43	54.34 (27.91)	1:23.03 (28.69)	1:52.29 (29.26)	
	2:22.46 (30.17)	2:53.34 (30.88)	3:24.52 (31.18)	3:56.01 (31.49)	
	4:28.17 (32.16)	5:00.08 (31.91)			
28	Smith, Murphy	SO	Villanova University-MA	4:50.40	5:00.85
	26.51	56.04 (29.53)	1:26.36 (30.32)	1:56.70 (30.34)	
	2:27.17 (30.47)	2:57.52 (30.35)	3:28.08 (30.56)	3:59.15 (31.07)	
	4:30.53 (31.38)	5:00.85 (30.32)			



## Frank Elm Invitational 2013 - 11-22-2013 to 11-24-2013

Real time results at www.besmarttinc.com

Follow Be Smartt Inc on Facebook!

## Results

## Men 1650 Yard Freestyle

FELM: 15:43.63 &amp; 12-04-2005 Scott Thompson

RU

14:51.15 D1A

15:23.33 D2A

15:35.70 D1B

16:09.50 D2B

Name	Yr	School	Seed Time	Finals Time	Points
1 Polyakov, Victor	FR	West Chester University-MA	15:35.55	15:19.23 & D2A	32
25.21	52.94 (27.73)	1:21.02 (28.08)	1:48.78 (27.76)		
2:16.26 (27.48)	2:44.11 (27.85)	3:12.04 (27.93)	3:40.04 (28.00)		
4:07.88 (27.84)	4:35.64 (27.76)	5:03.55 (27.91)	5:31.44 (27.89)		
5:59.39 (27.95)	6:27.20 (27.81)	6:54.63 (27.43)	7:22.75 (28.12)		
7:50.70 (27.95)	8:18.83 (28.13)	8:46.72 (27.89)	9:14.64 (27.92)		
9:42.51 (27.87)	10:10.71 (28.20)	10:38.77 (28.06)	11:06.79 (28.02)		
11:34.96 (28.17)	12:02.91 (27.95)	12:31.15 (28.24)	12:59.26 (28.11)		
13:27.41 (28.15)	13:55.62 (28.21)	14:23.81 (28.19)	14:51.93 (28.12)	15:19.23 (27.30)	
2 Haley, Jared P	JR	West Chester University-MA	15:48.55	15:39.02 & D2B	28
25.41	53.09 (27.68)	1:21.50 (28.41)	1:50.33 (28.83)		
2:18.99 (28.66)	2:47.89 (28.90)	3:16.34 (28.45)	3:45.12 (28.78)		
4:13.87 (28.75)	4:42.34 (28.47)	5:10.97 (28.63)	5:39.51 (28.54)		
6:08.03 (28.52)	6:36.45 (28.42)	7:05.09 (28.64)	7:33.59 (28.50)		
8:02.21 (28.62)	8:30.88 (28.67)	8:59.87 (28.99)	9:28.74 (28.87)		
9:56.76 (28.02)	10:24.77 (28.01)	10:53.27 (28.50)	11:22.15 (28.88)		
11:50.95 (28.80)	12:20.03 (29.08)	12:48.64 (28.61)	13:17.36 (28.72)		
13:46.12 (28.76)	14:14.65 (28.53)	14:43.35 (28.70)	15:12.05 (28.70)	15:39.02 (26.97)	
3 Strathmeyer, Bradley C	SO	West Chester University-MA	15:48.55	15:50.10 D2B	27
25.78	54.39 (28.61)	1:23.03 (28.64)	1:51.70 (28.67)		
2:20.68 (28.98)	2:49.62 (28.94)	3:18.58 (28.96)	3:47.06 (28.48)		
4:15.79 (28.73)	4:44.63 (28.84)	5:12.99 (28.36)	5:41.57 (28.58)		
6:10.28 (28.71)	6:38.69 (28.41)	7:07.52 (28.83)	7:36.64 (29.12)		
8:05.35 (28.71)	8:34.08 (28.73)	9:03.11 (29.03)	9:31.96 (28.85)		
10:00.71 (28.75)	10:29.55 (28.84)	10:58.59 (29.04)	11:27.50 (28.91)		
11:56.63 (29.13)	12:25.82 (29.19)	12:55.13 (29.31)	13:24.35 (29.22)		
13:53.82 (29.47)	14:23.46 (29.64)	14:52.75 (29.29)	15:21.70 (28.95)	15:50.10 (28.40)	
4 Termin, Vinny S	SO	West Chester University-MA	16:25.55	15:54.83 D2B	26
26.88	55.82 (28.94)	1:25.23 (29.41)	1:54.48 (29.25)		
2:23.95 (29.47)	2:53.16 (29.21)	3:22.40 (29.24)	3:51.58 (29.18)		
4:20.88 (29.30)	4:50.13 (29.25)	5:19.21 (29.08)	5:48.32 (29.11)		
6:17.37 (29.05)	6:46.42 (29.05)	7:15.53 (29.11)	7:44.65 (29.12)		
8:13.65 (29.00)	8:42.70 (29.05)	9:11.69 (28.99)	9:40.71 (29.02)		
10:09.54 (28.83)	10:38.21 (28.67)	11:06.93 (28.72)	11:35.67 (28.74)		
12:04.32 (28.65)	12:33.21 (28.89)	13:02.06 (28.85)	13:31.13 (29.07)		
14:00.12 (28.99)	14:29.09 (28.97)	14:57.92 (28.83)	15:26.79 (28.87)	15:54.83 (28.04)	
5 Gercsak, Zoltan	FR	Drexel University	15:50.76	16:02.48 D2B	25
26.10	54.90 (28.80)	1:23.95 (29.05)	1:52.99 (29.04)		
2:22.10 (29.11)	2:51.24 (29.14)	3:20.42 (29.18)	3:49.80 (29.38)		
4:19.07 (29.27)	4:48.34 (29.27)	5:17.50 (29.16)	5:46.95 (29.45)		
6:16.37 (29.42)	6:45.53 (29.16)	7:14.89 (29.36)	7:44.35 (29.46)		
8:13.91 (29.56)	8:43.31 (29.40)	9:12.70 (29.39)	9:42.06 (29.36)		
10:11.45 (29.39)	10:40.80 (29.35)	11:10.17 (29.37)	11:39.59 (29.42)		
12:09.07 (29.48)	12:38.49 (29.42)	13:07.90 (29.41)	13:37.45 (29.55)		
14:06.94 (29.49)	14:36.61 (29.67)	15:06.23 (29.62)	15:34.82 (28.59)	16:02.48 (27.66)	



## Frank Elm Invitational 2013 - 11-22-2013 to 11-24-2013

Real time results at [www.besmarttinc.com](http://www.besmarttinc.com)

Follow Be Smartt Inc on Facebook!

## Results

## (Men 1650 Yard Freestyle)

Name	Yr	School	Seed Time	Finals Time	Points
6 Forlini, Connor	FR	West Chester University-MA	16:30.55	16:15.39	24
26.41	55.67 (29.26)	1:24.88 (29.21)	1:54.03 (29.15)		
2:23.41 (29.38)	2:52.64 (29.23)	3:22.13 (29.49)	3:51.35 (29.22)		
4:20.64 (29.29)	4:49.65 (29.01)	5:18.83 (29.18)	5:47.76 (28.93)		
6:16.56 (28.80)	6:45.79 (29.23)	7:15.13 (29.34)	7:44.05 (28.92)		
8:13.02 (28.97)	8:42.18 (29.16)	9:11.40 (29.22)	9:40.68 (29.28)		
10:10.23 (29.55)	10:39.98 (29.75)	11:09.96 (29.98)	11:39.93 (29.97)		
12:10.07 (30.14)	12:40.28 (30.21)	13:10.62 (30.34)	13:41.57 (30.95)		
14:12.59 (31.02)	14:43.64 (31.05)	15:14.45 (30.81)	15:45.05 (30.60)	16:15.39 (30.34)	
7 Woudenberg, Casey S	JR	United States Military Academy-M	15:51.19	16:16.53	23
26.04	54.87 (28.83)	1:24.32 (29.45)	1:53.74 (29.42)		
2:23.64 (29.90)	2:53.36 (29.72)	3:23.38 (30.02)	3:53.63 (30.25)		
4:23.37 (29.74)	4:53.30 (29.93)	5:23.49 (30.19)	5:53.63 (30.14)		
6:23.89 (30.26)	6:53.72 (29.83)	7:23.86 (30.14)	7:54.08 (30.22)		
8:24.01 (29.93)	8:53.93 (29.92)	9:23.79 (29.86)	9:53.66 (29.87)		
10:23.56 (29.90)	10:53.42 (29.86)	11:22.47 (29.05)	11:51.33 (28.86)		
12:21.24 (29.91)	12:51.33 (30.09)	13:20.98 (29.65)	13:50.61 (29.63)		
14:20.34 (29.73)	14:49.80 (29.46)	15:19.41 (29.61)	15:48.69 (29.28)	16:16.53 (27.84)	
8 Ruckman, Daniel B	SR	United States Military Academy-M	16:07.86	16:18.85	22
25.33	53.17 (27.84)	1:22.39 (29.22)	1:51.46 (29.07)		
2:20.95 (29.49)	2:50.42 (29.47)	3:20.14 (29.72)	3:49.75 (29.61)		
4:19.86 (30.11)	4:49.84 (29.98)	5:19.47 (29.63)	5:49.63 (30.16)		
6:19.72 (30.09)	6:49.56 (29.84)	7:19.73 (30.17)	7:49.64 (29.91)		
8:19.92 (30.28)	8:49.82 (29.90)	9:19.84 (30.02)	9:50.22 (30.38)		
10:20.66 (30.44)	10:50.48 (29.82)	11:20.45 (29.97)	11:50.38 (29.93)		
12:20.65 (30.27)	12:50.85 (30.20)	13:20.97 (30.12)	13:51.68 (30.71)		
14:22.18 (30.50)	14:52.34 (30.16)	15:21.74 (29.40)	15:50.35 (28.61)	16:18.85 (28.50)	
9 Harmon, Clay	FR	United States Military Academy-M	15:59.55	16:20.31	20
26.68	55.75 (29.07)	1:25.17 (29.42)	1:54.80 (29.63)		
2:24.66 (29.86)	2:54.54 (29.88)	3:24.40 (29.86)	3:54.37 (29.97)		
4:24.29 (29.92)	4:54.41 (30.12)	5:24.28 (29.87)	5:54.05 (29.77)		
6:24.16 (30.11)	6:54.05 (29.89)	7:24.10 (30.05)	7:53.84 (29.74)		
8:23.68 (29.84)	8:53.76 (30.08)	9:23.70 (29.94)	9:53.79 (30.09)		
10:23.60 (29.81)	10:53.74 (30.14)	11:23.45 (29.71)	11:53.47 (30.02)		
12:23.31 (29.84)	12:53.35 (30.04)	13:23.16 (29.81)	13:53.02 (29.86)		
14:22.88 (29.86)	14:52.76 (29.88)	15:22.35 (29.59)	15:51.72 (29.37)	16:20.31 (28.59)	
10 Klotz, Matt	SO	Drexel University	16:32.85	16:27.26	17
27.09	56.39 (29.30)	1:26.18 (29.79)	1:56.03 (29.85)		
2:26.03 (30.00)	2:56.32 (30.29)	3:25.97 (29.65)	3:56.02 (30.05)		
4:26.05 (30.03)	4:56.06 (30.01)	5:26.00 (29.94)	5:55.96 (29.96)		
6:26.10 (30.14)	6:56.21 (30.11)	7:26.21 (30.00)	7:56.29 (30.08)		
8:26.50 (30.21)	8:56.48 (29.98)	9:26.52 (30.04)	9:56.42 (29.90)		
10:26.47 (30.05)	10:56.57 (30.10)	11:26.87 (30.30)	11:57.09 (30.22)		
12:27.09 (30.00)	12:56.98 (29.89)	13:27.23 (30.25)	13:57.49 (30.26)		
14:27.64 (30.15)	14:58.22 (30.58)	15:28.44 (30.22)	15:58.63 (30.19)	16:27.26 (28.63)	





## Frank Elm Invitational 2013 - 11-22-2013 to 11-24-2013

Real time results at [www.besmarttinc.com](http://www.besmarttinc.com)

Follow Be Smartt Inc on Facebook!

## Results

## (Men 1650 Yard Freestyle)

Name	Yr	School	Seed Time	Finals Time	Points
11 Riepe, Nick	FR	Saint Peters University-NJ	16:18.55	16:34.63	16
27.18	56.68 (29.50)	1:26.33 (29.65)	1:56.28 (29.95)		
2:26.28 (30.00)	2:56.17 (29.89)	3:26.31 (30.14)	3:56.70 (30.39)		
4:26.88 (30.18)	4:57.23 (30.35)	5:27.39 (30.16)	5:57.04 (29.65)		
6:26.90 (29.86)	6:57.03 (30.13)	7:27.26 (30.23)	7:57.56 (30.30)		
8:28.07 (30.51)	8:58.50 (30.43)	9:28.85 (30.35)	9:59.31 (30.46)		
10:30.07 (30.76)	11:00.69 (30.62)	11:30.98 (30.29)	12:01.32 (30.34)		
12:31.74 (30.42)	13:02.11 (30.37)	13:32.83 (30.72)	14:03.58 (30.75)		
14:34.17 (30.59)	15:04.51 (30.34)	15:35.39 (30.88)	16:05.39 (30.00)	16:34.63 (29.24)	
12 Xue, Richard	SO	United States Military Academy-M	16:01.80	16:35.64	15
26.68	55.77 (29.09)	1:25.64 (29.87)	1:55.18 (29.54)		
2:24.97 (29.79)	2:55.07 (30.10)	3:25.36 (30.29)	3:55.28 (29.92)		
4:24.93 (29.65)	4:54.74 (29.81)	5:25.09 (30.35)	5:55.17 (30.08)		
6:25.31 (30.14)	6:55.71 (30.40)	7:26.36 (30.65)	7:57.01 (30.65)		
8:27.26 (30.25)	8:57.34 (30.08)	9:27.72 (30.38)	9:58.42 (30.70)		
10:29.17 (30.75)	11:00.14 (30.97)	11:30.76 (30.62)	12:01.73 (30.97)		
12:32.66 (30.93)	13:03.28 (30.62)	13:33.81 (30.53)	14:04.19 (30.38)		
14:34.86 (30.67)	15:05.42 (30.56)	15:35.74 (30.32)	16:06.24 (30.50)	16:35.64 (29.40)	
13 DeMott, Ryan	SO	Drexel University	17:01.12	16:49.14	14
27.92	58.13 (30.21)	1:28.77 (30.64)	1:59.60 (30.83)		
2:30.53 (30.93)	3:01.55 (31.02)	3:32.81 (31.26)	4:03.92 (31.11)		
4:34.90 (30.98)	5:06.08 (31.18)	5:36.93 (30.85)	6:07.92 (30.99)		
6:38.93 (31.01)	7:10.03 (31.10)	7:41.12 (31.09)	8:11.74 (30.62)		
8:42.61 (30.87)	9:13.45 (30.84)	9:44.25 (30.80)	10:15.08 (30.83)		
10:45.35 (30.27)	11:16.15 (30.80)	11:46.92 (30.77)	12:17.19 (30.27)		
12:47.72 (30.53)	13:18.37 (30.65)	13:49.24 (30.87)	14:19.46 (30.22)		
14:49.14 (29.68)	15:19.56 (30.42)	15:49.82 (30.26)	16:20.27 (30.45)	16:49.14 (28.87)	
14 Rodts, Harrison B	FR	Villanova University-MA	16:37.99	16:54.77	13
28.38	59.38 (31.00)	1:30.77 (31.39)	2:02.26 (31.49)		
2:34.10 (31.84)	3:05.53 (31.43)	3:36.88 (31.35)	4:08.70 (31.82)		
4:40.59 (31.89)	5:12.20 (31.61)	5:42.16 (29.96)	6:12.91 (30.75)		
6:43.76 (30.85)	7:14.98 (31.22)	7:46.18 (31.20)	8:17.15 (30.97)		
8:48.39 (31.24)	9:19.32 (30.93)	9:50.41 (31.09)	10:21.25 (30.84)		
10:51.23 (29.98)	11:21.67 (30.44)	11:51.86 (30.19)	12:22.44 (30.58)		
12:52.85 (30.41)	13:22.95 (30.10)	13:53.63 (30.68)	14:24.39 (30.76)		
14:54.66 (30.27)	15:24.91 (30.25)	15:55.64 (30.73)	16:26.09 (30.45)	16:54.77 (28.68)	
15 Rudisill, Dylan J	FR	West Chester University-MA	16:59.99	16:57.57	12
27.40	57.53 (30.13)	1:28.41 (30.88)	1:59.31 (30.90)		
2:30.17 (30.86)	3:01.26 (31.09)	3:32.29 (31.03)	4:03.29 (31.00)		
4:34.28 (30.99)	5:04.99 (30.71)	5:35.47 (30.48)	6:05.98 (30.51)		
6:36.47 (30.49)	7:06.90 (30.43)	7:37.65 (30.75)	8:08.54 (30.89)		
8:39.30 (30.76)	9:10.21 (30.91)	9:40.92 (30.71)	10:11.85 (30.93)		
10:43.06 (31.21)	11:14.04 (30.98)	11:45.01 (30.97)	12:16.08 (31.07)		
12:46.70 (30.62)	13:17.92 (31.22)	13:49.35 (31.43)	14:20.71 (31.36)		
14:52.03 (31.32)	15:23.44 (31.41)	15:54.85 (31.41)	16:26.38 (31.53)	16:57.57 (31.19)	



## Frank Elm Invitational 2013 - 11-22-2013 to 11-24-2013

Real time results at [www.besmarttinc.com](http://www.besmarttinc.com)

Follow Be Smartt Inc on Facebook!

## Results

## (Men 1650 Yard Freestyle)

Name	Yr	School	Seed Time	Finals Time	Points
16 Cino, Greg M	FR	Villanova University-MA	16:49.13	17:10.60	11
28.00	58.77 (30.77)	1:30.09 (31.32)	2:01.78 (31.69)		
2:33.55 (31.77)	3:05.61 (32.06)	3:36.97 (31.36)	4:08.51 (31.54)		
4:40.37 (31.86)	5:11.97 (31.60)	5:43.15 (31.18)	6:14.41 (31.26)		
6:45.84 (31.43)	7:17.15 (31.31)	7:48.55 (31.40)	8:20.07 (31.52)		
8:51.55 (31.48)	9:23.22 (31.67)	9:54.54 (31.32)	10:26.07 (31.53)		
10:57.63 (31.56)	11:29.34 (31.71)	12:00.85 (31.51)	12:32.33 (31.48)		
13:03.74 (31.41)	13:35.16 (31.42)	14:06.53 (31.37)	14:37.63 (31.10)		
15:08.66 (31.03)	15:39.80 (31.14)	16:10.71 (30.91)	16:41.27 (30.56)	17:10.60 (29.33)	
17 Sullivan, Patrick M	SO	Villanova University-MA	16:42.55	17:10.72	9
28.63	59.59 (30.96)	1:31.04 (31.45)	2:03.07 (32.03)		
2:34.99 (31.92)	3:06.72 (31.73)	3:38.26 (31.54)	4:10.12 (31.86)		
4:41.83 (31.71)	5:13.44 (31.61)	5:45.24 (31.80)	6:16.81 (31.57)		
6:48.19 (31.38)	7:19.64 (31.45)	7:51.22 (31.58)	8:22.62 (31.40)		
8:54.24 (31.62)	9:25.68 (31.44)	9:57.22 (31.54)	10:28.83 (31.61)		
11:00.21 (31.38)	11:31.43 (31.22)	12:02.70 (31.27)	12:34.10 (31.40)		
13:05.19 (31.09)	13:36.61 (31.42)	14:08.03 (31.42)	14:39.46 (31.43)		
15:10.67 (31.21)	15:41.82 (31.15)	16:11.97 (30.15)	16:41.84 (29.87)	17:10.72 (28.88)	
18 Smith, Murphy	SO	Villanova University-MA	16:51.52	17:15.81	7
29.02	1:00.39 (31.37)	1:32.27 (31.88)	2:04.52 (32.25)		
2:36.58 (32.06)	3:08.74 (32.16)	3:40.76 (32.02)	4:12.86 (32.10)		
4:44.98 (32.12)	5:17.20 (32.22)	5:48.59 (31.39)	6:20.00 (31.41)		
6:51.24 (31.24)	7:22.66 (31.42)	7:54.20 (31.54)	8:25.43 (31.23)		
8:57.17 (31.74)	9:28.71 (31.54)	10:00.20 (31.49)	10:32.07 (31.87)		
11:03.63 (31.56)	11:35.22 (31.59)	12:06.61 (31.39)	12:37.67 (31.06)		
13:09.05 (31.38)	13:40.44 (31.39)	14:11.95 (31.51)	14:42.99 (31.04)		
15:14.15 (31.16)	15:45.03 (30.88)	16:15.85 (30.82)	16:46.41 (30.56)	17:15.81 (29.40)	
19 Kane, Matthew K	JR	United States Military Academy-M	16:22.20	17:17.87	6
27.10	57.16 (30.06)	1:27.45 (30.29)	1:58.04 (30.59)		
2:28.90 (30.86)	2:59.49 (30.59)	3:30.33 (30.84)	4:01.22 (30.89)		
4:32.49 (31.27)	5:03.59 (31.10)	5:35.40 (31.81)	6:07.10 (31.70)		
6:39.12 (32.02)	7:10.71 (31.59)	7:42.51 (31.80)	8:14.26 (31.75)		
8:46.02 (31.76)	9:18.08 (32.06)	9:50.47 (32.39)	10:22.38 (31.91)		
10:54.66 (32.28)	11:26.64 (31.98)	11:58.54 (31.90)	12:30.75 (32.21)		
13:03.13 (32.38)	13:34.98 (31.85)	14:07.20 (32.22)	14:39.29 (32.09)		
15:11.29 (32.00)	15:43.16 (31.87)	16:15.25 (32.09)	16:47.36 (32.11)	17:17.87 (30.51)	
--- Rueda, Diego	FR	Saint Peters University-NJ	16:55.71	SCR	
--- Smith, Ben R	SR	Villanova University-MA	16:50.32	SCR	



## Frank Elm Invitational 2013 - 11-22-2013 to 11-24-2013

Real time results at [www.besmarttinc.com](http://www.besmarttinc.com)

Follow Be Smartt Inc on Facebook!

## Results

## Men 100 Yard Backstroke

FELM: 50.59 &amp; 11-17-2012 Calvin D Starosta

West Chester

46.28 D1A

48.27 D2A

48.59 D1B

50.68 D2B

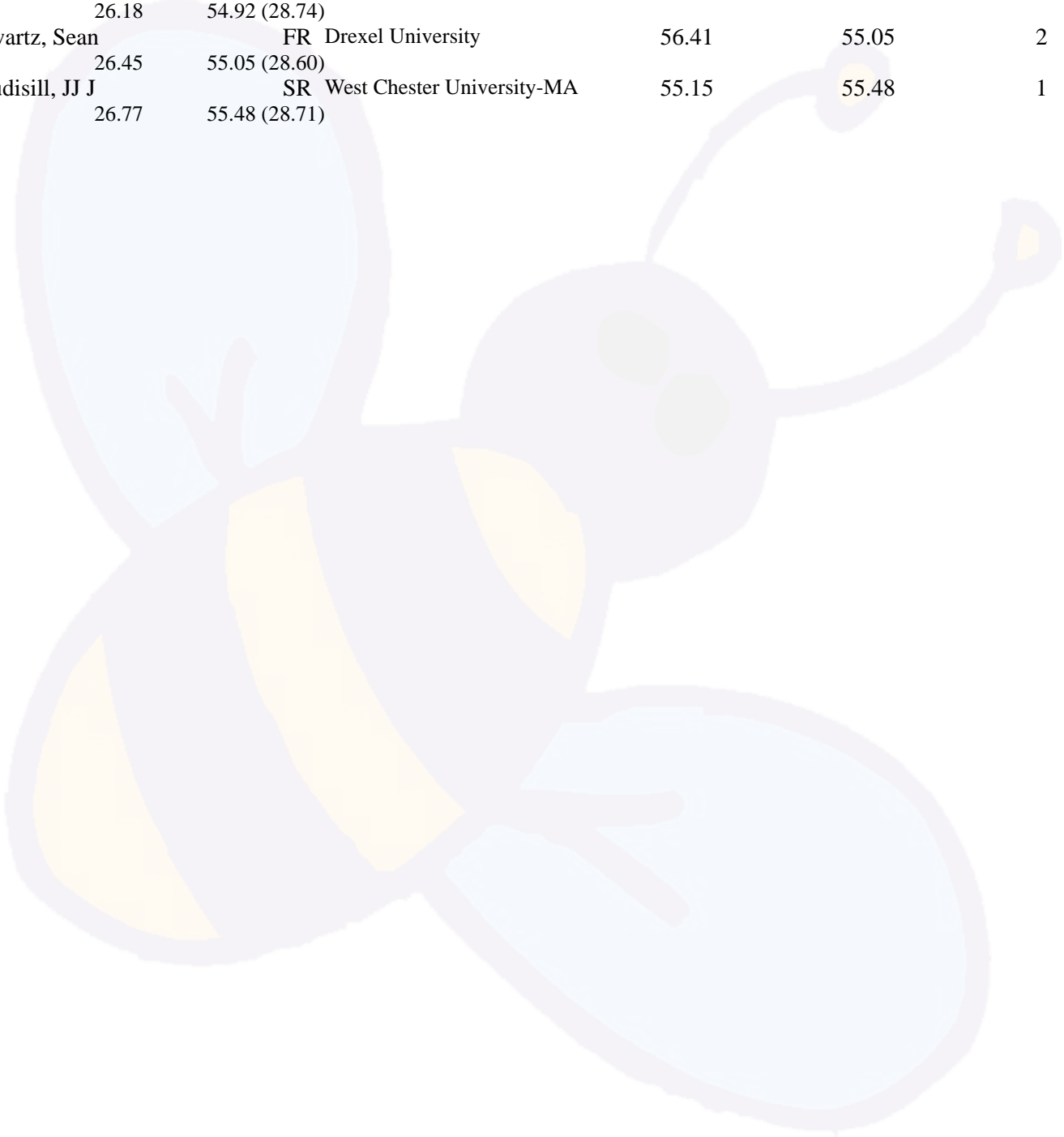
Name	Yr	School	Prelim Time	Finals Time	Points
<b>A - Final</b>					
1 Berryman, Joel	SO	Drexel University	50.68	49.77 & D2B	32
23.71		49.77 (26.06)			
2 O'Brien, Michael J	FR	West Chester University-MA	51.67	51.07	28
24.84		51.07 (26.23)			
3 McKay, Max H	FR	United States Military Academy-M	51.87	51.27	27
25.16		51.27 (26.11)			
4 Mo, Samuel	SO	United States Military Academy-M	51.60	51.66	26
24.56		51.66 (27.10)			
5 Panaccione, Bryan	FR	United States Military Academy-M	51.98	51.82	25
24.89		51.82 (26.93)			
6 Archambeau, Pierre	SO	United States Military Academy-M	52.42	52.26	24
24.52		52.26 (27.74)			
7 Sokman, Dan	FR	West Chester University-MA	52.08	52.41	23
25.25		52.41 (27.16)			
8 Quagliariello, John	JR	Drexel University	52.19	52.47	22
25.34		52.47 (27.13)			
<b>B - Final</b>					
9 Mo, Daniel	FR	United States Military Academy-M	53.22	53.03	20
25.77		53.03 (27.26)			
10 Yacynych, Kenneth J	SR	United States Military Academy-M	52.69	53.49	17
25.93		53.49 (27.56)			
11 Dempsey, Alex A	SO	United States Military Academy-M	53.96	53.65	16
25.90		53.65 (27.75)			
12 Moyer, Jason A	JR	Villanova University-MA	53.58	53.77	15
26.00		53.77 (27.77)			
13 Rodriguez, Michael F	FR	Villanova University-MA	54.13	53.85	14
26.04		53.85 (27.81)			
14 Murphy, Connor J	SR	West Chester University-MA	54.14	53.93	13
26.15		53.93 (27.78)			
15 DeaKyne, Evan R	SR	West Chester University-MA	53.48	54.37	12
26.42		54.37 (27.95)			
16 Letcavage, Phil G	SR	West Chester University-MA	52.79	55.62	11
27.38		55.62 (28.24)			
<b>C - Final</b>					
17 Tamanini, Chris	JR	Villanova University-MA	54.21	54.04	9
25.78		54.04 (28.26)			
18 Sowell, Tyler W	JR	United States Military Academy-M	56.11	54.45	7
26.78		54.45 (27.67)			
19 Blickle, John G	SR	United States Military Academy-M	54.36	54.53	6
26.53		54.53 (28.00)			
20 Grant, Kyle W	SR	Villanova University-MA	54.78	54.61	5
26.58		54.61 (28.03)			
21 Lorton, Brendan J	SR	United States Military Academy-M	55.03	54.90	4
26.67		54.90 (28.23)			

**Frank Elm Invitational 2013 - 11-22-2013 to 11-24-2013**Real time results at [www.besmarttinc.com](http://www.besmarttinc.com)

Follow Be Smartt Inc on Facebook!

**Results****C - Final ... (Men 100 Yard Backstroke)**

	<b>Name</b>	<b>Yr</b>	<b>School</b>	<b>Prelim Time</b>	<b>Finals Time</b>	<b>Points</b>
22	Curley, Mark	FR	United States Military Academy-M	55.61	54.92	3
	26.18		54.92 (28.74)			
23	Swartz, Sean	FR	Drexel University	56.41	55.05	2
	26.45		55.05 (28.60)			
24	Rudisill, JJ J	SR	West Chester University-MA	55.15	55.48	1
	26.77		55.48 (28.71)			





## Frank Elm Invitational 2013 - 11-22-2013 to 11-24-2013

Real time results at [www.besmarttinc.com](http://www.besmarttinc.com)

Follow Be Smartt Inc on Facebook!

## Results

## Men 100 Yard Backstroke

FELM: 50.59 & 11-17-2012 Calvin D Starosta  
 46.28 D1A  
 48.27 D2A  
 48.59 D1B  
 50.68 D2B

West Chester

Name	Yr	School	Seed Time	Prelim Time	
<b>Preliminaries</b>					
1 Berryman, Joel	SO	Drexel University	49.38	50.68	qD2B
24.78	50.68	(25.90)			
2 Mo, Samuel	SO	United States Military Academy-M	51.40	51.60	q
24.66	51.60	(26.94)			
3 O'Brien, Michael J	FR	West Chester University-MA	51.55	51.67	q
25.18	51.67	(26.49)			
4 McKay, Max H	FR	United States Military Academy-M	NT	51.87	q
25.16	51.87	(26.71)			
5 Panaccione, Bryan	FR	United States Military Academy-M	50.94	51.98	q
25.21	51.98	(26.77)			
6 Sokman, Dan	FR	West Chester University-MA	55.55	52.08	q
25.30	52.08	(26.78)			
7 Quagliariello, John	JR	Drexel University	51.33	52.19	q
25.17	52.19	(27.02)			
8 Archambeau, Pierre	SO	United States Military Academy-M	51.30	52.42	q
24.94	52.42	(27.48)			
9 Yacynych, Kenneth J	SR	United States Military Academy-M	50.39	52.69	q
25.44	52.69	(27.25)			
10 Letcavage, Phil G	SR	West Chester University-MA	54.01	52.79	q
25.68	52.79	(27.11)			
11 Mo, Daniel	FR	United States Military Academy-M	52.74	53.22	q
25.83	53.22	(27.39)			
12 DeaKyne, Evan R	SR	West Chester University-MA	54.55	53.48	q
25.91	53.48	(27.57)			
13 Moyer, Jason A	JR	Villanova University-MA	51.63	53.58	q
25.83	53.58	(27.75)			
14 Haley, Jared P	JR	West Chester University-MA	54.88	53.81	q
26.10	53.81	(27.71)			
15 Dempsey, Alex A	SO	United States Military Academy-M	52.61	53.96	q
26.27	53.96	(27.69)			
16 Rodriguez, Michael F	FR	Villanova University-MA	54.53	54.13	q
26.05	54.13	(28.08)			
17 Murphy, Connor J	SR	West Chester University-MA	54.55	54.14	q
26.26	54.14	(27.88)			
18 Tamanini, Chris	JR	Villanova University-MA	52.26	54.21	q
25.95	54.21	(28.26)			
19 Blickle, John G	SR	United States Military Academy-M	54.88	54.36	q
26.25	54.36	(28.11)			
20 Grant, Kyle W	SR	Villanova University-MA	51.78	54.78	q
26.61	54.78	(28.17)			
21 Lorton, Brendan J	SR	United States Military Academy-M	54.06	55.03	q
26.56	55.03	(28.47)			
22 Rudisill, JJ J	SR	West Chester University-MA	54.55	55.15	q
26.40	55.15	(28.75)			



## Frank Elm Invitational 2013 - 11-22-2013 to 11-24-2013

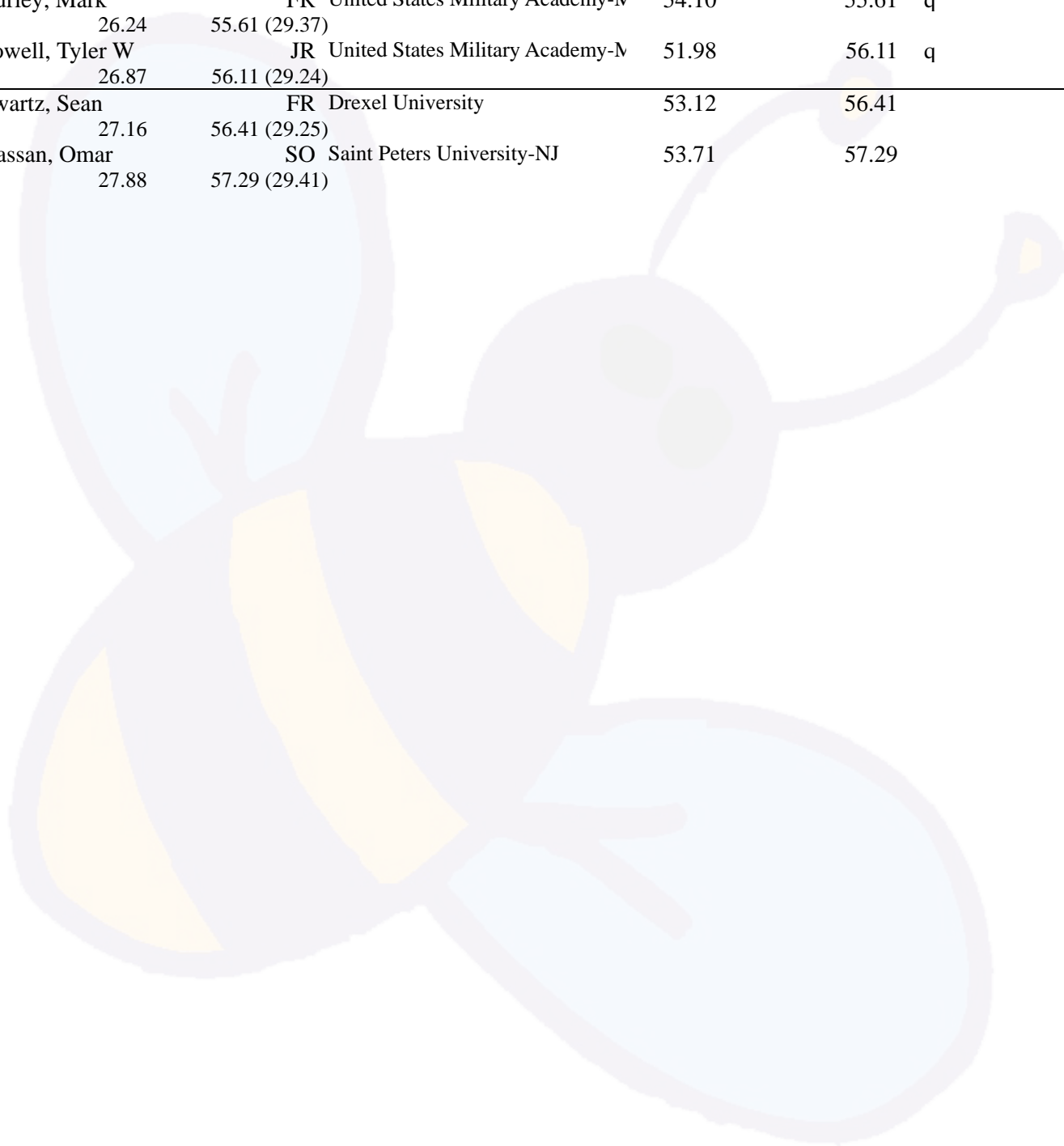
Real time results at [www.besmarttinc.com](http://www.besmarttinc.com)

Follow Be Smartt Inc on Facebook!

## Results

## Preliminaries ... (Men 100 Yard Backstroke)

	<b>Name</b>	<b>Yr</b>	<b>School</b>	<b>Seed Time</b>	<b>Prelim Time</b>	
23	Curley, Mark	FR	United States Military Academy-M	54.10	55.61	q
	26.24	55.61	(29.37)			
24	Sowell, Tyler W	JR	United States Military Academy-M	51.98	56.11	q
	26.87	56.11	(29.24)			
25	Swartz, Sean	FR	Drexel University	53.12	56.41	
	27.16	56.41	(29.25)			
26	Hassan, Omar	SO	Saint Peters University-NJ	53.71	57.29	
	27.88	57.29	(29.41)			





## Frank Elm Invitational 2013 - 11-22-2013 to 11-24-2013

Real time results at www.besmarttinc.com

Follow Be Smartt Inc on Facebook!

## Results

## Men 200 Yard Backstroke

FELM: 1:49.21 &amp; 11-18-2012 Dylan B Davis

Johns Hopkins

1:41.53 D1A

1:46.60 D1B

1:46.61 D2A

1:51.94 D2B

Name	Yr	School	Prelim Time	Finals Time	Points
<b>A - Final</b>					
1 McKay, Max H	FR	United States Military Academy-M	1:52.73	1:51.47	D2B 32
26.23	54.48 (28.25)	1:23.15 (28.67)	1:51.47 (28.32)		
2 O'Brien, Michael J	FR	West Chester University-MA	1:51.22	1:51.86	D2B 28
25.91	54.16 (28.25)	1:23.05 (28.89)	1:51.86 (28.81)		
3 Dempsey, Alex A	SO	United States Military Academy-M	1:52.80	1:52.07	27
26.41	54.77 (28.36)	1:23.57 (28.80)	1:52.07 (28.50)		
4 Viana, William S	JR	United States Military Academy-M	1:54.54	1:52.25	26
26.39	54.90 (28.51)	1:23.49 (28.59)	1:52.25 (28.76)		
5 DeaKyne, Evan R	SR	West Chester University-MA	1:55.69	1:53.98	25
27.13	55.99 (28.86)	1:25.32 (29.33)	1:53.98 (28.66)		
6 Murphy, Connor J	SR	West Chester University-MA	1:55.84	1:54.35	24
27.15	55.52 (28.37)	1:24.81 (29.29)	1:54.35 (29.54)		
7 Sokman, Dan	FR	West Chester University-MA	1:54.55	1:54.67	23
26.91	55.97 (29.06)	1:25.51 (29.54)	1:54.67 (29.16)		
8 Quagliariello, John	JR	Drexel University	1:54.19	1:55.79	22
26.88	55.52 (28.64)	1:25.32 (29.80)	1:55.79 (30.47)		
<b>B - Final</b>					
9 Gomez, Jonathan	FR	Saint Peters University-NJ	1:56.54	1:53.02	20
26.33	55.11 (28.78)	1:24.11 (29.00)	1:53.02 (28.91)		
10 Mo, Daniel	FR	United States Military Academy-M	1:56.68	1:54.63	17
26.84	55.80 (28.96)	1:25.21 (29.41)	1:54.63 (29.42)		
11 Chung, Joonmo	JR	United States Military Academy-M	1:56.23	1:57.40	16
27.63	56.91 (29.28)	1:27.53 (30.62)	1:57.40 (29.87)		
12 Panaccione, Bryan	FR	United States Military Academy-M	1:56.03	1:58.62	15
26.98	56.93 (29.95)	1:27.71 (30.78)	1:58.62 (30.91)		
13 Lorton, Brendan J	SR	United States Military Academy-M	1:59.18	1:59.81	14
27.85	57.83 (29.98)	1:29.22 (31.39)	1:59.81 (30.59)		
14 Grant, Kyle W	SR	Villanova University-MA	1:58.20	1:59.99	13
27.74	57.77 (30.03)	1:28.71 (30.94)	1:59.99 (31.28)		
15 Archambeau, Pierre	SO	United States Military Academy-M	1:59.64	2:02.53	12
27.48	58.03 (30.55)	1:30.16 (32.13)	2:02.53 (32.37)		
16 Rodriguez, Michael F	FR	Villanova University-MA	1:59.81	2:04.64	11
27.54	58.21 (30.67)	1:30.81 (32.60)	2:04.64 (33.83)		
<b>C - Final</b>					
17 Rudisill, JJ J	SR	West Chester University-MA	2:00.53	1:59.65	9
27.43	57.56 (30.13)	1:28.75 (31.19)	1:59.65 (30.90)		
18 Hassan, Omar	SO	Saint Peters University-NJ	2:02.86	2:02.98	7
28.63	59.46 (30.83)	1:31.58 (32.12)	2:02.98 (31.40)		
19 Tchobanov, Niki I	SO	Villanova University-MA	2:04.19	2:03.83	6
28.23	59.42 (31.19)	1:31.16 (31.74)	2:03.83 (32.67)		
--- Wittig, Sam S	JR	Drexel University	2:08.47	NS	



## Frank Elm Invitational 2013 - 11-22-2013 to 11-24-2013

Real time results at [www.besmarttinc.com](http://www.besmarttinc.com)

Follow Be Smartt Inc on Facebook!

## Results

## Men 200 Yard Backstroke

FELM: 1:49.21 &amp; 11-18-2012 Dylan B Davis

Johns Hopkins

1:41.53 D1A

1:46.60 D1B

1:46.61 D2A

1:51.94 D2B

Name	Yr	School	Seed Time	Prelim Time	
<b>Preliminaries</b>					
1 O'Brien, Michael J	FR	West Chester University-MA	1:53.55	1:51.22	qD2B
26.33	54.25 (27.92)	1:22.75 (28.50)	1:51.22 (28.47)		
2 McKay, Max H	FR	United States Military Academy-M	1:50.95	1:52.73	q
26.45	54.80 (28.35)	1:23.29 (28.49)	1:52.73 (29.44)		
3 Dempsey, Alex A	SO	United States Military Academy-M	1:49.31	1:52.80	q
26.61	55.08 (28.47)	1:23.95 (28.87)	1:52.80 (28.85)		
4 Quagliariello, John	JR	Drexel University	1:51.87	1:54.19	q
26.64	55.36 (28.72)	1:24.58 (29.22)	1:54.19 (29.61)		
5 Viana, William S	JR	United States Military Academy-M	1:49.83	1:54.54	q
27.18	56.52 (29.34)	1:25.28 (28.76)	1:54.54 (29.26)		
6 Sokman, Dan	FR	West Chester University-MA	1:55.55	1:54.55	q
26.79	55.83 (29.04)	1:25.58 (29.75)	1:54.55 (28.97)		
7 DeaKyne, Evan R	SR	West Chester University-MA	1:58.55	1:55.69	q
27.39	57.26 (29.87)	1:27.05 (29.79)	1:55.69 (28.64)		
8 Murphy, Connor J	SR	West Chester University-MA	1:55.55	1:55.84	q
27.52	56.57 (29.05)	1:26.12 (29.55)	1:55.84 (29.72)		
9 Panaccione, Bryan	FR	United States Military Academy-M	1:50.53	1:56.03	q
26.22	54.86 (28.64)	1:25.17 (30.31)	1:56.03 (30.86)		
10 Chung, Joonmo	JR	United States Military Academy-M	1:57.18	1:56.23	q
26.71	55.54 (28.83)	1:25.84 (30.30)	1:56.23 (30.39)		
11 Gomez, Jonathan	FR	Saint Peters University-NJ	1:51.00	1:56.54	q
27.17	56.69 (29.52)	1:26.35 (29.66)	1:56.54 (30.19)		
12 Mo, Daniel	FR	United States Military Academy-M	1:55.06	1:56.68	q
27.20	56.50 (29.30)	1:26.41 (29.91)	1:56.68 (30.27)		
13 Grant, Kyle W	SR	Villanova University-MA	1:51.15	1:58.20	q
27.74	57.49 (29.75)	1:27.77 (30.28)	1:58.20 (30.43)		
14 Lorton, Brendan J	SR	United States Military Academy-M	1:54.53	1:59.18	q
27.14	56.89 (29.75)	1:27.61 (30.72)	1:59.18 (31.57)		
15 Archambeau, Pierre	SO	United States Military Academy-M	1:55.07	1:59.64	q
26.90	56.54 (29.64)	1:28.17 (31.63)	1:59.64 (31.47)		
16 Rodriguez, Michael F	FR	Villanova University-MA	2:01.52	1:59.81	q
27.02	57.42 (30.40)	1:28.67 (31.25)	1:59.81 (31.14)		
17 Rudisill, JJ J	SR	West Chester University-MA	1:58.99	2:00.53	q
27.17	57.31 (30.14)	1:28.56 (31.25)	2:00.53 (31.97)		
18 Hassan, Omar	SO	Saint Peters University-NJ	1:55.61	2:02.86	q
28.75	59.75 (31.00)	1:31.52 (31.77)	2:02.86 (31.34)		
19 Tchobanov, Niki I	SO	Villanova University-MA	2:05.39	2:04.19	q
28.46	59.87 (31.41)	1:31.93 (32.06)	2:04.19 (32.26)		
20 Wittig, Sam S	JR	Drexel University	2:02.32	2:08.47	q
30.47	1:02.53 (32.06)	1:35.57 (33.04)	2:08.47 (32.90)		





## Frank Elm Invitational 2013 - 11-22-2013 to 11-24-2013

Real time results at [www.besmarttinc.com](http://www.besmarttinc.com)

Follow Be Smartt Inc on Facebook!

## Results

## Men 100 Yard Breaststroke

FELM: 55.81 &amp; 11-17-2012 David J McCormick

West Chester

52.87 D1A

53.05 D2A

55.51 D1B

55.70 D2B

Name	Yr	School	Prelim Time	Finals Time	Points
<b>A - Final</b>					
1 Grebenyuk, Bogdan	JR	West Chester University-MA	55.36	54.80 & D1B	32
25.89		54.80 (28.91)			
2 McCormick, David J	SR	West Chester University-MA	56.98	55.72 &	28
26.15		55.72 (29.57)			
3 Daniels, Joseph R	FR	United States Military Academy-M	57.31	57.35	27
26.69		57.35 (30.66)			
4 Kong, Austin Y	SO	United States Military Academy-M	58.24	57.37	26
27.00		57.37 (30.37)			
5 Bergstein, Nick M	FR	United States Military Academy-M	57.43	57.57	25
26.77		57.57 (30.80)			
6 Reimon, Andrew	JR	Drexel University	57.89	57.66	24
26.71		57.66 (30.95)			
7 Kanzari, Colin J	SO	United States Military Academy-M	58.31	58.16	23
27.24		58.16 (30.92)			
8 Schmidt, Chad	JR	Drexel University	58.48	58.29	22
27.52		58.29 (30.77)			
<b>B - Final</b>					
9 Oliver, Mike J	FR	West Chester University-MA	58.51	57.42	20
27.37		57.42 (30.05)			
10 Chung, Joonmo	JR	United States Military Academy-M	59.57	57.56	17
26.85		57.56 (30.71)			
11 Opredek, Greg T	SR	Drexel University	59.38	58.21	16
27.56		58.21 (30.65)			
12 Hart, Dion	JR	United States Military Academy-M	59.21	59.02	15
26.96		59.02 (32.06)			
13 Woo, Brian	SO	Drexel University	59.66	59.05	14
27.66		59.05 (31.39)			
14 Krohn, Mike	JR	Drexel University	58.70	59.73	13
28.22		59.73 (31.51)			
15 Quay, Benjamin C	SR	United States Military Academy-M	1:00.89	59.75	12
27.46		59.75 (32.29)			
16 Treiberg, Nicholas P	SO	United States Military Academy-M	1:00.47	1:01.41	11
28.41		1:01.41 (33.00)			
<b>C - Final</b>					
17 Khayt, Ilan	SR	Drexel University	1:01.07	1:00.77	9
28.30		1:00.77 (32.47)			
18 Sipala, Tony C	JR	Villanova University-MA	1:02.29	1:01.03	7
28.80		1:01.03 (32.23)			
19 Jimenez, Paolo	JR	Saint Peters University-NJ	1:04.44	1:03.74	6
29.44		1:03.74 (34.30)			



## Frank Elm Invitational 2013 - 11-22-2013 to 11-24-2013

Real time results at [www.besmarttinc.com](http://www.besmarttinc.com)

Follow Be Smartt Inc on Facebook!

## Results

## Men 100 Yard Breaststroke

FELM: 55.81 &amp; 11-17-2012 David J McCormick

West Chester

52.87 D1A

53.05 D2A

55.51 D1B

55.70 D2B

Name	Yr	School	Seed Time	Prelim Time
<b>Preliminaries</b>				
1 Grebenyuk, Bogdan	JR	West Chester University-MA	55.55	55.36 & qD1B
26.27	55.36 (29.09)			
2 McCormick, David J	SR	West Chester University-MA	55.88	56.98 q
27.08	56.98 (29.90)			
3 Daniels, Joseph R	FR	United States Military Academy-M	57.85	57.31 q
26.93	57.31 (30.38)			
4 Bergstein, Nick M	FR	United States Military Academy-M	56.89	57.43 q
26.87	57.43 (30.56)			
5 Reimon, Andrew	JR	Drexel University	56.65	57.89 q
27.11	57.89 (30.78)			
6 Kong, Austin Y	SO	United States Military Academy-M	57.28	58.24 q
27.25	58.24 (30.99)			
7 Kanzari, Colin J	SO	United States Military Academy-M	56.45	58.31 q
27.39	58.31 (30.92)			
8 Schmidt, Chad	JR	Drexel University	57.24	58.48 q
27.50	58.48 (30.98)			
9 Oliver, Mike J	FR	West Chester University-MA	1:00.22	58.51 q
27.77	58.51 (30.74)			
10 Krohn, Mike	JR	Drexel University	56.34	58.70 q
27.75	58.70 (30.95)			
11 Hart, Dion	JR	United States Military Academy-M	58.27	59.21 q
27.08	59.21 (32.13)			
12 Opredek, Greg T	SR	Drexel University	55.99	59.38 q
28.31	59.38 (31.07)			
13 Chung, Joonmo	JR	United States Military Academy-M	56.28	59.57 q
28.72	59.57 (30.85)			
14 Woo, Brian	SO	Drexel University	58.78	59.66 q
27.72	59.66 (31.94)			
15 Treiberg, Nicholas P	SO	United States Military Academy-M	57.50	1:00.47 q
28.40	1:00.47 (32.07)			
16 Quay, Benjamin C	SR	United States Military Academy-M	56.94	1:00.89 q
27.77	1:00.89 (33.12)			
17 Khayt, Ilan	SR	Drexel University	58.24	1:01.07 q
28.25	1:01.07 (32.82)			
18 Sipala, Tony C	JR	Villanova University-MA	58.52	1:02.29 q
29.31	1:02.29 (32.98)			
19 Jimenez, Paolo	JR	Saint Peters University-NJ	1:02.36	1:04.44 q
29.88	1:04.44 (34.56)			
--- Smith, Ben R	SR	Villanova University-MA	1:01.23	DQ



## Frank Elm Invitational 2013 - 11-22-2013 to 11-24-2013

Real time results at www.besmarttinc.com

Follow Be Smartt Inc on Facebook!

## Results

## Men 200 Yard Breaststroke

FELM: 2:01.02 &amp; 11-18-2012 Bogdan Grebenyuk

West Chester

1:54.25 D1A

1:56.74 D2A

1:59.96 D1B

2:02.58 D2B

Name	Yr	School	Prelim Time	Finals Time	Points
<b>A - Final</b>					
1 Grebenyuk, Bogdan	JR	West Chester University-MA	2:00.29	1:58.47 & D1B	32
26.61	56.13 (29.52)	1:27.30 (31.17)	1:58.47 (31.17)		
2 McCormick, David J	SR	West Chester University-MA	2:04.38	2:00.80 & D2B	28
26.74	57.21 (30.47)	1:28.73 (31.52)	2:00.80 (32.07)		
3 Reimon, Andrew	JR	Drexel University	2:05.16	2:03.01	27
26.79	57.58 (30.79)	1:29.48 (31.90)	2:03.01 (33.53)		
4 Oliver, Mike J	FR	West Chester University-MA	2:06.02	2:03.48	26
28.00	59.65 (31.65)	1:31.28 (31.63)	2:03.48 (32.20)		
5 Chung, Joonmo	JR	United States Military Academy-M	2:05.90	2:05.54	25
27.72	59.00 (31.28)	1:31.56 (32.56)	2:05.54 (33.98)		
6 Schmidt, Chad	JR	Drexel University	2:07.74	2:06.87	24
28.37	1:00.69 (32.32)	1:33.97 (33.28)	2:06.87 (32.90)		
7 Bergstein, Nick M	FR	United States Military Academy-M	2:07.43	2:07.21	23
28.12	59.88 (31.76)	1:33.19 (33.31)	2:07.21 (34.02)		
8 Daniels, Joseph R	FR	United States Military Academy-M	2:05.58	2:08.20	22
27.90	1:00.24 (32.34)	1:33.24 (33.00)	2:08.20 (34.96)		
<b>B - Final</b>					
9 Kanzari, Colin J	SO	United States Military Academy-M	2:07.83	2:04.95	20
28.61	1:00.43 (31.82)	1:32.48 (32.05)	2:04.95 (32.47)		
10 Mo, Samuel	SO	United States Military Academy-M	2:08.83	2:07.03	17
28.67	1:00.80 (32.13)	1:33.38 (32.58)	2:07.03 (33.65)		
11 Oprendeck, Greg T	SR	Drexel University	2:11.12	2:09.89	16
30.02	1:03.49 (33.47)	1:36.78 (33.29)	2:09.89 (33.11)		
12 Kong, Austin Y	SO	United States Military Academy-M	2:10.96	2:10.22	15
29.18	1:01.87 (32.69)	1:35.03 (33.16)	2:10.22 (35.19)		
13 Quay, Benjamin C	SR	United States Military Academy-M	2:12.24	2:11.71	14
28.70	1:01.73 (33.03)	1:36.07 (34.34)	2:11.71 (35.64)		
14 Hou, Clark	FR	Drexel University	2:11.61	2:11.94	13
29.23	1:02.46 (33.23)	1:36.86 (34.40)	2:11.94 (35.08)		
15 Khayt, Ilan	SR	Drexel University	2:16.94	2:13.32	12
29.78	1:03.96 (34.18)	1:38.75 (34.79)	2:13.32 (34.57)		
16 Sipala, Tony C	JR	Villanova University-MA	2:17.46	2:16.19	11
30.27	1:04.36 (34.09)	1:39.73 (35.37)	2:16.19 (36.46)		
<b>C - Final</b>					
17 Murtha, Ryan T	SO	Villanova University-MA	2:24.55	2:20.41	9
30.12	1:05.09 (34.97)	1:41.78 (36.69)	2:20.41 (38.63)		
18 Jimenez, Paolo	JR	Saint Peters University-NJ	2:25.91	2:25.68	7
30.95	1:06.54 (35.59)	1:44.44 (37.90)	2:25.68 (41.24)		



## Frank Elm Invitational 2013 - 11-22-2013 to 11-24-2013

Real time results at [www.besmarttinc.com](http://www.besmarttinc.com)

Follow Be Smartt Inc on Facebook!

## Results

## Men 200 Yard Breaststroke

FELM: 2:01.02 &amp; 11-18-2012 Bogdan Grebenyuk

West Chester

1:54.25 D1A

1:56.74 D2A

1:59.96 D1B

2:02.58 D2B

Name	Yr	School	Seed Time	Prelim Time
<b>Preliminaries</b>				
1 Grebenyuk, Bogdan	JR	West Chester University-MA	1:59.55	2:00.29 & qD2B
27.63	58.39 (30.76)	1:29.12 (30.73)	2:00.29 (31.17)	
2 McCormick, David J	SR	West Chester University-MA	2:03.55	2:04.38 q
27.90	59.95 (32.05)	1:31.42 (31.47)	2:04.38 (32.96)	
3 Reimon, Andrew	JR	Drexel University	2:02.39	2:05.16 q
28.13	59.61 (31.48)	1:32.80 (33.19)	2:05.16 (32.36)	
4 Daniels, Joseph R	FR	United States Military Academy-M	2:06.15	2:05.58 q
27.76	1:00.48 (32.72)	1:33.32 (32.84)	2:05.58 (32.26)	
5 Chung, Joonmo	JR	United States Military Academy-M	2:02.41	2:05.90 q
28.10	1:00.04 (31.94)	1:32.44 (32.40)	2:05.90 (33.46)	
6 Oliver, Mike J	FR	West Chester University-MA	2:07.55	2:06.02 q
28.41	1:00.78 (32.37)	1:33.19 (32.41)	2:06.02 (32.83)	
7 Bergstein, Nick M	FR	United States Military Academy-M	2:07.55	2:07.43 q
28.43	1:00.56 (32.13)	1:33.48 (32.92)	2:07.43 (33.95)	
8 Schmidt, Chad	JR	Drexel University	2:02.77	2:07.74 q
28.47	1:01.05 (32.58)	1:34.35 (33.30)	2:07.74 (33.39)	
9 Kanzari, Colin J	SO	United States Military Academy-M	2:01.77	2:07.83 q
28.39	1:00.36 (31.97)	1:33.40 (33.04)	2:07.83 (34.43)	
10 Mo, Samuel	SO	United States Military Academy-M	2:02.31	2:08.83 q
28.40	1:00.69 (32.29)	1:33.89 (33.20)	2:08.83 (34.94)	
11 Kong, Austin Y	SO	United States Military Academy-M	2:09.75	2:10.96 q
28.75	1:01.58 (32.83)	1:35.14 (33.56)	2:10.96 (35.82)	
12 Oprendeck, Greg T	SR	Drexel University	2:00.90	2:11.12 q
29.20	1:01.98 (32.78)	1:36.14 (34.16)	2:11.12 (34.98)	
13 Hou, Clark	FR	Drexel University	2:04.46	2:11.61 q
29.28	1:02.12 (32.84)	1:36.76 (34.64)	2:11.61 (34.85)	
14 Quay, Benjamin C	SR	United States Military Academy-M	2:02.66	2:12.24 q
28.66	1:01.48 (32.82)	1:35.60 (34.12)	2:12.24 (36.64)	
15 Khayt, Ilan	SR	Drexel University	2:09.70	2:16.94 q
30.17	1:04.26 (34.09)	1:40.37 (36.11)	2:16.94 (36.57)	
16 Sipala, Tony C	JR	Villanova University-MA	2:09.68	2:17.46 q
30.95	1:05.49 (34.54)	1:40.99 (35.50)	2:17.46 (36.47)	
17 Murtha, Ryan T	SO	Villanova University-MA	2:14.30	2:24.55 q
30.43	1:05.52 (35.09)	1:43.90 (38.38)	2:24.55 (40.65)	
18 Jimenez, Paolo	JR	Saint Peters University-NJ	2:17.56	2:25.91 q
31.53	1:07.93 (36.40)	1:45.95 (38.02)	2:25.91 (39.96)	



## Frank Elm Invitational 2013 - 11-22-2013 to 11-24-2013

Real time results at www.besmarttinc.com

Follow Be Smartt Inc on Facebook!

## Results

## Men 100 Yard Butterfly

FELM: 49.94 & 11-17-2012 Mike Krohn  
 46.04 D1A  
 48.06 D2A  
 48.34 D1B  
 50.46 D2B

DREXEL

Name	Yr	School	Prelim Time	Finals Time	Points
<b>A - Final</b>					
1 Maguire, Luke K	SO	West Chester University-MA	50.30	49.56 & D2B	32
23.08		49.56 (26.48)			
2 Krohn, Mike	JR	Drexel University	50.11	49.95 D2B	28
23.61		49.95 (26.34)			
3 Lukens, Kyle F	SO	Drexel University	49.89	50.05 D2B	27
23.47		50.05 (26.58)			
4 Kong, Austin Y	SO	United States Military Academy-M	50.84	50.20 D2B	26
23.12		50.20 (27.08)			
5 O'Brien, Michael J	FR	West Chester University-MA	50.02	50.23 D2B	25
24.49		50.23 (25.74)			
6 Dustin, Michael A	JR	United States Military Academy-M	50.67	50.47	24
23.60		50.47 (26.87)			
7 Marks, Nicholas	FR	United States Military Academy-M	50.51	51.05	23
23.93		51.05 (27.12)			
8 Yacynych, Kenneth J	SR	United States Military Academy-M	51.09	51.57	22
23.90		51.57 (27.67)			
<b>B - Final</b>					
9 Regan, Sean	JR	United States Military Academy-M	51.51	51.11	20
23.71		51.11 (27.40)			
10 Stahley, Ryan A	SR	West Chester University-MA	51.59	51.33	17
23.29		51.33 (28.04)			
11 Von Jouanne, Scott	FR	United States Military Academy-M	51.85	51.69	16
24.06		51.69 (27.63)			
12 Mo, Daniel	FR	United States Military Academy-M	51.14	51.72	15
24.10		51.72 (27.62)			
13 McKay, Max H	FR	United States Military Academy-M	52.12	51.77	14
24.84		51.77 (26.93)			
14 Smith, Ben R	SR	Villanova University-MA	51.47	51.88	13
24.50		51.88 (27.38)			
15 Trumbauer, Wesley D	SR	United States Military Academy-M	51.80	51.90	12
24.44		51.90 (27.46)			
16 Panaccione, Bryan	FR	United States Military Academy-M	52.06	53.38	11
24.86		53.38 (28.52)			
<b>C - Final</b>					
17 Curley, Mark	FR	United States Military Academy-M	52.56	51.97	9
24.15		51.97 (27.82)			
18 Bagshaw, Alex	SR	Drexel University	52.66	52.39	7
24.29		52.39 (28.10)			
19 Swartz, Sean	FR	Drexel University	53.64	52.59	6
24.67		52.59 (27.92)			
20 Maddy, Seth	FR	United States Military Academy-M	52.74	52.72	5
24.45		52.72 (28.27)			
21 Dunne, Sean	SO	Saint Peters University-NJ	53.03	52.90	4
24.90		52.90 (28.00)			



**Frank Elm Invitational 2013 - 11-22-2013 to 11-24-2013**

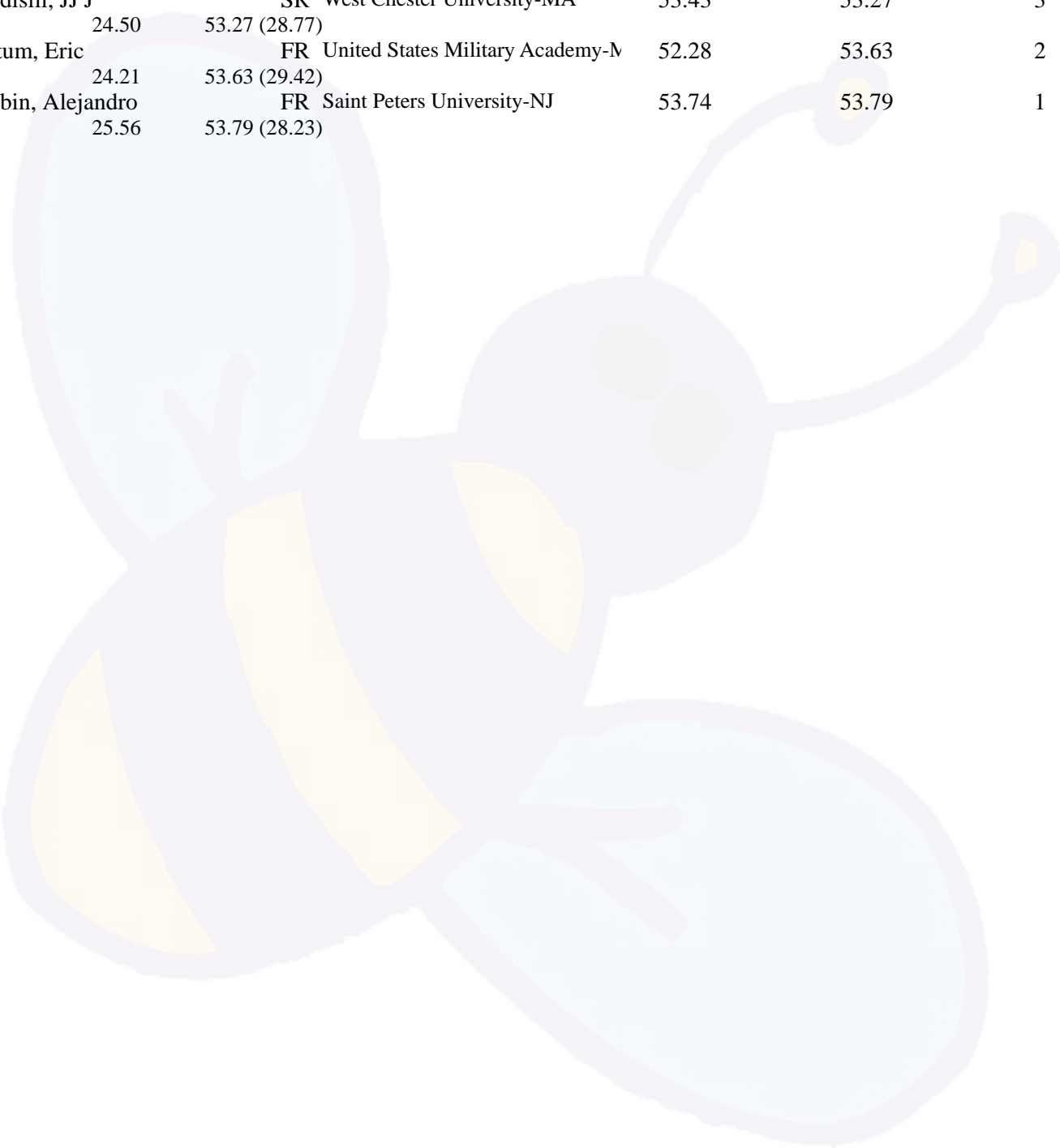
**Real time results at [www.besmarttinc.com](http://www.besmarttinc.com)**

**Follow Be Smartt Inc on Facebook!**

**Results**

**C - Final ... (Men 100 Yard Butterfly)**

	<b>Name</b>	<b>Yr</b>	<b>School</b>	<b>Prelim Time</b>	<b>Finals Time</b>	<b>Points</b>
22	Rudisill, JJ J	SR	West Chester University-MA	53.43	53.27	3
	24.50		53.27 (28.77)			
23	Tatum, Eric	FR	United States Military Academy-N	52.28	53.63	2
	24.21		53.63 (29.42)			
24	Rubin, Alejandro	FR	Saint Peters University-NJ	53.74	53.79	1
	25.56		53.79 (28.23)			





## Frank Elm Invitational 2013 - 11-22-2013 to 11-24-2013

Real time results at www.besmarttinc.com

Follow Be Smartt Inc on Facebook!

## Results

## Men 100 Yard Butterfly

FELM: 49.94 & 11-17-2012 Mike Krohn  
 46.04 D1A  
 48.06 D2A  
 48.34 D1B  
 50.46 D2B

DREXEL

Name	Yr	School	Seed Time	Prelim Time
<b>Preliminaries</b>				
1 Lukens, Kyle F	SO	Drexel University	48.91	49.89 & qD2B
23.51		49.89 (26.38)		
2 O'Brien, Michael J	FR	West Chester University-MA	49.99	50.02 qD2B
23.37		50.02 (26.65)		
3 Krohn, Mike	JR	Drexel University	48.94	50.11 qD2B
23.65		50.11 (26.46)		
4 Maguire, Luke K	SO	West Chester University-MA	49.99	50.30 qD2B
23.24		50.30 (27.06)		
5 Marks, Nicholas	FR	United States Military Academy-M	49.13	50.51 q
23.36		50.51 (27.15)		
6 Dustin, Michael A	JR	United States Military Academy-M	48.62	50.67 q
23.73		50.67 (26.94)		
7 Kong, Austin Y	SO	United States Military Academy-M	50.61	50.84 q
23.57		50.84 (27.27)		
8 Yacynych, Kenneth J	SR	United States Military Academy-M	49.65	51.09 q
23.90		51.09 (27.19)		
9 Mo, Daniel	FR	United States Military Academy-M	50.68	51.14 q
24.02		51.14 (27.12)		
10 Smith, Ben R	SR	Villanova University-MA	50.21	51.47 q
24.66		51.47 (26.81)		
11 Regan, Sean	JR	United States Military Academy-M	48.84	51.51 q
24.21		51.51 (27.30)		
12 Stahley, Ryan A	SR	West Chester University-MA	55.35	51.59 q
23.72		51.59 (27.87)		
13 Trumbauer, Wesley D	SR	United States Military Academy-M	50.54	51.80 q
24.50		51.80 (27.30)		
14 Von Jouanne, Scott	FR	United States Military Academy-M	52.10	51.85 q
24.16		51.85 (27.69)		
15 Panaccione, Bryan	FR	United States Military Academy-M	51.09	52.06 q
24.14		52.06 (27.92)		
16 McKay, Max H	FR	United States Military Academy-M	NT	52.12 q
24.70		52.12 (27.42)		
17 Tatum, Eric	FR	United States Military Academy-M	49.99	52.28 q
24.11		52.28 (28.17)		
18 Grebenyuk, Bogdan	JR	West Chester University-MA	53.55	52.31 q
24.61		52.31 (27.70)		
19 Curley, Mark	FR	United States Military Academy-M	53.41	52.56 q
24.04		52.56 (28.52)		
20 Bagshaw, Alex	SR	Drexel University	50.48	52.66 q
24.12		52.66 (28.54)		
21 Maddy, Seth	FR	United States Military Academy-M	54.65	52.74 q
24.45		52.74 (28.29)		
22 Dunne, Sean	SO	Saint Peters University-NJ	50.81	53.03 q
24.53		53.03 (28.50)		



## Frank Elm Invitational 2013 - 11-22-2013 to 11-24-2013

Real time results at [www.besmarttinc.com](http://www.besmarttinc.com)

Follow Be Smartt Inc on Facebook!

## Results

## Preliminaries ... (Men 100 Yard Butterfly)

Name	Yr	School	Seed Time	Prelim Time
23 Rudisill, JJ J	SR	West Chester University-MA	54.55	53.43 q
24.79	53.43 (28.64)			
24 Swartz, Sean	FR	Drexel University	52.26	53.64 q
24.92	53.64 (28.72)			
25 Rubin, Alejandro	FR	Saint Peters University-NJ	51.65	53.74
25.23	53.74 (28.51)			
26 Tamanini, Chris	JR	Villanova University-MA	52.91	53.90
25.18	53.90 (28.72)			
27 Blankenkoper, Zachary D	SO	United States Military Academy-M	51.95	54.12
25.00	54.12 (29.12)			
*28 Tchobanov, Niki I	SO	Villanova University-MA	54.84	54.31
24.95	54.31 (29.36)			
*28 Grant, Kyle W	SR	Villanova University-MA	51.76	54.31
24.97	54.31 (29.34)			
30 Quagliariello, John	JR	Drexel University	55.49	54.47
25.53	54.47 (28.94)			
31 Kanzari, Colin J	SO	United States Military Academy-M	56.54	54.60
25.35	54.60 (29.25)			
32 Sipala, Tony C	JR	Villanova University-MA	53.70	56.46
26.53	56.46 (29.93)			
33 Connolly, J.P.	SO	Drexel University	54.29	56.56
26.26	56.56 (30.30)			
34 Smith, Murphy	SO	Villanova University-MA	51.54	56.94
26.80	56.94 (30.14)			
35 Quay, Benjamin C	SR	United States Military Academy-M	54.00	57.14
26.15	57.14 (30.99)			
36 McElvaney, Alex	SR	Saint Peters University-NJ	56.23	57.99
27.17	57.99 (30.82)			
37 Murtha, Ryan T	SO	Villanova University-MA	54.70	58.11
26.61	58.11 (31.50)			
38 Johnson, Justin	SO	Saint Peters University-NJ	56.50	1:01.50
27.59	1:01.50 (33.91)			
39 Kemenosh, Keith	SO	Saint Peters University-NJ	1:07.98	1:05.98
29.42	1:05.98 (36.56)			
--- Garcia, Manuel	FR	Saint Peters University-NJ	53.62	SCR





## Frank Elm Invitational 2013 - 11-22-2013 to 11-24-2013

Real time results at www.besmarttinc.com

Follow Be Smartt Inc on Facebook!

## Results

## Men 200 Yard Butterfly

FELM: 1:51.02 &amp; 12-04-2005 Sean Connors-McBride

LAS

1:42.95 D1A

1:46.45 D2A

1:48.09 D1B

1:51.77 D2B

Name	Yr	School	Prelim Time	Finals Time	Points
<b>A - Final</b>					
1 Lukens, Kyle F	SO	Drexel University	1:54.93	1:51.61 D2B	32
25.17	53.22 (28.05)	1:22.29 (29.07)	1:51.61 (29.32)		
2 Regan, Sean	JR	United States Military Academy-M	1:53.16	1:51.64 D2B	28
25.00	53.69 (28.69)	1:22.81 (29.12)	1:51.64 (28.83)		
3 Marks, Nicholas	FR	United States Military Academy-M	1:51.69	1:51.97	27
23.99	51.90 (27.91)	1:21.51 (29.61)	1:51.97 (30.46)		
4 Whitten, Grayson	FR	United States Military Academy-M	1:52.40	1:52.28	26
25.07	53.95 (28.88)	1:22.99 (29.04)	1:52.28 (29.29)		
5 Gomez, Jonathan	FR	Saint Peters University-NJ	1:53.70	1:52.70	25
25.16	53.71 (28.55)	1:23.24 (29.53)	1:52.70 (29.46)		
6 Viana, William S	JR	United States Military Academy-M	1:53.94	1:53.84	24
25.87	55.44 (29.57)	1:24.17 (28.73)	1:53.84 (29.67)		
7 Trumbauer, Wesley D	SR	United States Military Academy-M	1:54.76	1:54.84	23
25.12	54.06 (28.94)	1:24.24 (30.18)	1:54.84 (30.60)		
8 Blankenkemper, Zachary D	SO	United States Military Academy-M	1:54.67	1:55.09	22
25.85	55.05 (29.20)	1:24.67 (29.62)	1:55.09 (30.42)		
<b>B - Final</b>					
9 Krohn, Mike	JR	Drexel University	1:57.46	1:52.45	20
24.29	52.45 (28.16)	1:21.93 (29.48)	1:52.45 (30.52)		
10 Maguire, Luke K	SO	West Chester University-MA	1:56.37	1:55.33	17
24.44	53.40 (28.96)	1:23.63 (30.23)	1:55.33 (31.70)		
11 McCall, Devin	FR	United States Military Academy-M	1:55.33	1:56.70	16
25.15	54.27 (29.12)	1:24.39 (30.12)	1:56.70 (32.31)		
12 Riepe, Nick	FR	Saint Peters University-NJ	1:57.47	1:58.30	15
27.21	57.42 (30.21)	1:28.30 (30.88)	1:58.30 (30.00)		
13 Smith, Ben R	SR	Villanova University-MA	1:55.25	1:59.92	14
26.08	55.98 (29.90)	1:27.25 (31.27)	1:59.92 (32.67)		
14 Swartz, Sean	FR	Drexel University	2:01.34	2:00.00	13
26.31	56.78 (30.47)	1:27.84 (31.06)	2:00.00 (32.16)		
15 Rubin, Alejandro	FR	Saint Peters University-NJ	2:02.11	2:02.22	12
27.09	57.84 (30.75)	1:29.56 (31.72)	2:02.22 (32.66)		
16 Tchobanov, Niki I	SO	Villanova University-MA	2:04.90	2:02.75	11
26.76	57.93 (31.17)	1:30.27 (32.34)	2:02.75 (32.48)		



## Frank Elm Invitational 2013 - 11-22-2013 to 11-24-2013

Real time results at [www.besmarttinc.com](http://www.besmarttinc.com)

Follow Be Smartt Inc on Facebook!

## Results

## Men 200 Yard Butterfly

FELM: 1:51.02 &amp; 12-04-2005 Sean Connors-McBride

LAS

1:42.95 D1A

1:46.45 D2A

1:48.09 D1B

1:51.77 D2B

Name	Yr	School	Seed Time	Prelim Time	
<b>Preliminaries</b>					
1 Marks, Nicholas	FR	United States Military Academy-M	1:48.79	1:51.69	qD2B
23.91	51.92 (28.01)	1:21.56 (29.64)	1:51.69 (30.13)		
2 Whitten, Grayson	FR	United States Military Academy-M	1:50.43	1:52.40	q
25.32	53.97 (28.65)	1:22.88 (28.91)	1:52.40 (29.52)		
3 Regan, Sean	JR	United States Military Academy-M	1:55.99	1:53.16	q
25.78	55.49 (29.71)	1:25.59 (30.10)	1:53.16 (27.57)		
4 Gomez, Jonathan	FR	Saint Peters University-NJ	1:49.86	1:53.70	q
25.59	54.61 (29.02)	1:24.31 (29.70)	1:53.70 (29.39)		
5 Viana, William S	JR	United States Military Academy-M	1:49.19	1:53.94	q
25.98	55.66 (29.68)	1:25.08 (29.42)	1:53.94 (28.86)		
6 Blankenkemper, Zachary D	SO	United States Military Academy-M	1:50.70	1:54.67	q
25.78	54.11 (28.33)	1:23.93 (29.82)	1:54.67 (30.74)		
7 Trumbauer, Wesley D	SR	United States Military Academy-M	1:50.99	1:54.76	q
25.72	54.94 (29.22)	1:24.76 (29.82)	1:54.76 (30.00)		
8 Lukens, Kyle F	SO	Drexel University	1:49.23	1:54.93	q
25.68	54.83 (29.15)	1:24.65 (29.82)	1:54.93 (30.28)		
9 Smith, Ben R	SR	Villanova University-MA	1:51.41	1:55.25	q
26.09	55.27 (29.18)	1:24.85 (29.58)	1:55.25 (30.40)		
10 McCall, Devin	FR	United States Military Academy-M	1:50.97	1:55.33	q
25.41	54.85 (29.44)	1:24.75 (29.90)	1:55.33 (30.58)		
11 Maguire, Luke K	SO	West Chester University-MA	2:00.88	1:56.37	q
24.89	53.62 (28.73)	1:24.21 (30.59)	1:56.37 (32.16)		
12 Krohn, Mike	JR	Drexel University	1:49.83	1:57.46	q
25.41	54.76 (29.35)	1:25.55 (30.79)	1:57.46 (31.91)		
13 Riepe, Nick	FR	Saint Peters University-NJ	1:59.88	1:57.47	q
26.20	55.91 (29.71)	1:26.58 (30.67)	1:57.47 (30.89)		
14 Swartz, Sean	FR	Drexel University	1:54.46	2:01.34	q
26.23	56.56 (30.33)	1:28.09 (31.53)	2:01.34 (33.25)		
15 Rubin, Alejandro	FR	Saint Peters University-NJ	1:55.46	2:02.11	q
27.27	58.01 (30.74)	1:29.86 (31.85)	2:02.11 (32.25)		
16 Tchobanov, Niki I	SO	Villanova University-MA	1:56.74	2:04.90	q
26.61	56.87 (30.26)	1:29.61 (32.74)	2:04.90 (35.29)		
17 Grant, Kyle W	SR	Villanova University-MA	1:54.26	2:05.20	q
26.91	57.87 (30.96)	1:31.29 (33.42)	2:05.20 (33.91)		
--- Dunne, Sean	SO	Saint Peters University-NJ	1:54.23	DFS	
--- Wittig, Sam S	JR	Drexel University	2:08.94	SCR	
--- Garcia, Manuel	FR	Saint Peters University-NJ	2:01.96	SCR	
--- Rueda, Diego	FR	Saint Peters University-NJ	2:02.56	SCR	



## Frank Elm Invitational 2013 - 11-22-2013 to 11-24-2013

Real time results at www.besmarttinc.com

Follow Be Smartt Inc on Facebook!

## Results

## Men 200 Yard IM

FELM: 1:47.86 &amp; 11-14-2008 Doug Lennox

Princeton

1:44.05 D1A

1:47.34 D2A

1:49.25 D1B

1:52.71 D2B

Name	Yr	School	Prelim Time	Finals Time	Points
<b>A - Final</b>					
1 McCormick, David J	SR	West Chester University-MA	1:50.85	1:49.88	D2B 32
24.20	52.83 (28.63)	1:23.39 (30.56)	1:49.88 (26.49)		
2 O'Brien, Michael J	FR	West Chester University-MA	1:53.45	1:52.50	D2B 28
24.02	51.66 (27.64)	1:25.56 (33.90)	1:52.50 (26.94)		
3 DeaKyne, Evan R	SR	West Chester University-MA	1:52.84	1:55.10	27
24.19	52.44 (28.25)	1:26.90 (34.46)	1:55.10 (28.20)		
4 Mo, Daniel	FR	United States Military Academy-M	1:55.81	1:55.21	26
24.28	53.33 (29.05)	1:27.51 (34.18)	1:55.21 (27.70)		
5 Oliver, Mike J	FR	West Chester University-MA	1:56.52	1:55.23	25
25.52	56.43 (30.91)	1:28.78 (32.35)	1:55.23 (26.45)		
6 Astashinsky, Jonathan	FR	United States Military Academy-M	1:55.35	1:55.41	24
24.11	53.07 (28.96)	1:27.60 (34.53)	1:55.41 (27.81)		
7 Whitten, Grayson	FR	United States Military Academy-M	1:55.58	1:55.59	23
24.87	55.48 (30.61)	1:28.24 (32.76)	1:55.59 (27.35)		
8 Schmidt, Chad	JR	Drexel University	1:56.80	1:57.08	22
25.38	56.07 (30.69)	1:28.93 (32.86)	1:57.08 (28.15)		
<b>B - Final</b>					
9 Xue, Richard	SO	United States Military Academy-M	1:58.95	1:55.10	20
25.26	55.47 (30.21)	1:28.28 (32.81)	1:55.10 (26.82)		
10 Regan, Sean	JR	United States Military Academy-M	1:58.75	1:56.80	17
24.58	55.00 (30.42)	1:30.78 (35.78)	1:56.80 (26.02)		
11 Kanzari, Colin J	SO	United States Military Academy-M	1:57.94	1:56.89	16
25.23	55.16 (29.93)	1:28.05 (32.89)	1:56.89 (28.84)		
12 Bergstein, Nick M	FR	United States Military Academy-M	1:58.17	1:57.25	15
25.59	57.13 (31.54)	1:29.66 (32.53)	1:57.25 (27.59)		
13 Dempsey, Alex A	SO	United States Military Academy-M	1:58.99	1:58.60	14
26.13	54.93 (28.80)	1:30.38 (35.45)	1:58.60 (28.22)		
14 Trumbauer, Wesley D	SR	United States Military Academy-M	1:59.01	2:00.05	13
24.95	55.75 (30.80)	1:31.86 (36.11)	2:00.05 (28.19)		
15 Hou, Clark	FR	Drexel University	1:58.56	2:01.50	12
26.36	57.75 (31.39)	1:32.27 (34.52)	2:01.50 (29.23)		
16 Marks, Nicholas	FR	United States Military Academy-M	1:57.30	2:02.84	11
24.18	56.70 (32.52)	1:33.26 (36.56)	2:02.84 (29.58)		
<b>C - Final</b>					
17 Woo, Brian	SO	Drexel University	1:59.64	1:57.31	9
24.61	55.32 (30.71)	1:28.81 (33.49)	1:57.31 (28.50)		
18 Smith, Ben R	SR	Villanova University-MA	1:59.28	1:58.50	7
25.20	56.27 (31.07)	1:31.35 (35.08)	1:58.50 (27.15)		
19 Rudisill, JJ J	SR	West Chester University-MA	2:00.93	1:59.04	6
24.71	53.97 (29.26)	1:30.52 (36.55)	1:59.04 (28.52)		
20 Maguire, Luke K	SO	West Chester University-MA	2:02.10	2:00.36	5
23.83	54.63 (30.80)	1:30.64 (36.01)	2:00.36 (29.72)		
21 Khayt, Ilan	SR	Drexel University	2:00.45	2:00.59	4
25.26	56.41 (31.15)	1:30.69 (34.28)	2:00.59 (29.90)		



## Frank Elm Invitational 2013 - 11-22-2013 to 11-24-2013

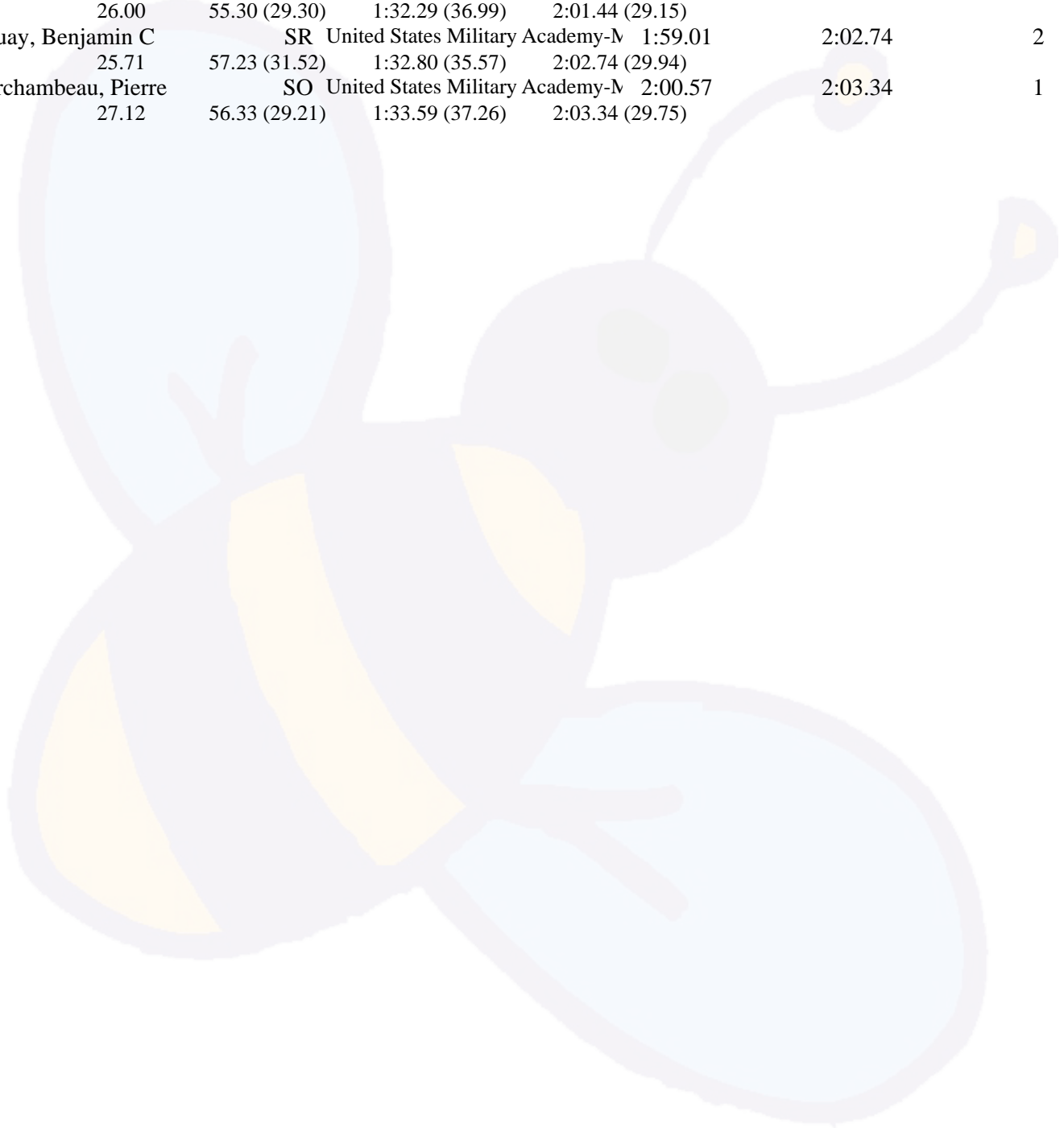
Real time results at [www.besmarttinc.com](http://www.besmarttinc.com)

Follow Be Smartt Inc on Facebook!

## Results

## C - Final ... (Men 200 Yard IM)

	<b>Name</b>	<b>Yr</b>	<b>School</b>	<b>Prelim Time</b>	<b>Finals Time</b>	<b>Points</b>
22	Quagliariello, John	JR	Drexel University	2:01.70	2:01.44	3
	26.00	55.30 (29.30)	1:32.29 (36.99)	2:01.44 (29.15)		
23	Quay, Benjamin C	SR	United States Military Academy-N	1:59.01	2:02.74	2
	25.71	57.23 (31.52)	1:32.80 (35.57)	2:02.74 (29.94)		
24	Archambeau, Pierre	SO	United States Military Academy-N	2:00.57	2:03.34	1
	27.12	56.33 (29.21)	1:33.59 (37.26)	2:03.34 (29.75)		





## Frank Elm Invitational 2013 - 11-22-2013 to 11-24-2013

Real time results at [www.besmarttinc.com](http://www.besmarttinc.com)

Follow Be Smartt Inc on Facebook!

## Results

## Men 200 Yard IM

FELM: 1:47.86 &amp; 11-14-2008 Doug Lennox

Princeton

1:44.05 D1A

1:47.34 D2A

1:49.25 D1B

1:52.71 D2B

Name	Yr	School	Seed Time	Prelim Time	
<b>Preliminaries</b>					
1 McCormick, David J	SR	West Chester University-MA	1:52.55	1:50.85	qD2B
24.49	53.56 (29.07)	1:24.28 (30.72)	1:50.85 (26.57)		
2 DeaKyne, Evan R	SR	West Chester University-MA	1:54.55	1:52.84	q
24.17	52.48 (28.31)	1:25.31 (32.83)	1:52.84 (27.53)		
3 O'Brien, Michael J	FR	West Chester University-MA	1:57.55	1:53.45	q
24.84	53.11 (28.27)	1:27.25 (34.14)	1:53.45 (26.20)		
4 Astashinsky, Jonathan	FR	United States Military Academy-M	1:58.09	1:55.35	q
23.96	53.07 (29.11)	1:27.31 (34.24)	1:55.35 (28.04)		
5 Whitten, Grayson	FR	United States Military Academy-M	2:02.71	1:55.58	q
24.93	54.76 (29.83)	1:27.83 (33.07)	1:55.58 (27.75)		
6 Mo, Daniel	FR	United States Military Academy-M	1:56.02	1:55.81	q
24.33	53.48 (29.15)	1:28.04 (34.56)	1:55.81 (27.77)		
7 Oliver, Mike J	FR	West Chester University-MA	1:59.55	1:56.52	q
25.45	55.95 (30.50)	1:29.27 (33.32)	1:56.52 (27.25)		
8 Schmidt, Chad	JR	Drexel University	1:55.24	1:56.80	q
25.35	56.36 (31.01)	1:28.50 (32.14)	1:56.80 (28.30)		
9 Marks, Nicholas	FR	United States Military Academy-M	2:00.28	1:57.30	q
23.86	54.93 (31.07)	1:28.92 (33.99)	1:57.30 (28.38)		
10 Kanzari, Colin J	SO	United States Military Academy-M	1:53.54	1:57.94	q
25.56	55.72 (30.16)	1:28.62 (32.90)	1:57.94 (29.32)		
11 Bergstein, Nick M	FR	United States Military Academy-M	1:57.12	1:58.17	q
26.00	57.81 (31.81)	1:30.06 (32.25)	1:58.17 (28.11)		
12 Hou, Clark	FR	Drexel University	1:53.44	1:58.56	q
26.01	56.20 (30.19)	1:30.67 (34.47)	1:58.56 (27.89)		
13 Regan, Sean	JR	United States Military Academy-M	1:51.72	1:58.75	q
24.47	54.17 (29.70)	1:31.38 (37.21)	1:58.75 (27.37)		
14 Xue, Richard	SO	United States Military Academy-M	1:53.90	1:58.95	q
25.68	56.57 (30.89)	1:31.15 (34.58)	1:58.95 (27.80)		
15 Dempsey, Alex A	SO	United States Military Academy-M	1:54.48	1:58.99	q
26.46	55.47 (29.01)	1:31.43 (35.96)	1:58.99 (27.56)		
16 Trumbauer, Wesley D	SR	United States Military Academy-M	1:55.58	1:59.01	q
25.50	57.24 (31.74)	1:32.51 (35.27)	1:59.01 (26.50)		
17 Quay, Benjamin C	SR	United States Military Academy-M	1:54.86	J1:59.01	q
25.57	57.61 (32.04)	1:30.74 (33.13)	1:59.01 (28.27)		
18 Smith, Ben R	SR	Villanova University-MA	1:53.91	1:59.28	q
26.54	56.22 (29.68)	1:31.64 (35.42)	1:59.28 (27.64)		
19 Woo, Brian	SO	Drexel University	1:58.20	1:59.64	q
24.65	55.04 (30.39)	1:30.76 (35.72)	1:59.64 (28.88)		
20 Khayt, Ilan	SR	Drexel University	1:57.38	2:00.45	q
25.88	57.30 (31.42)	1:31.45 (34.15)	2:00.45 (29.00)		
21 Archambeau, Pierre	SO	United States Military Academy-M	1:55.48	2:00.57	q
26.35	55.50 (29.15)	1:31.29 (35.79)	2:00.57 (29.28)		
22 Rudisill, JJ J	SR	West Chester University-MA	1:59.99	2:00.93	q
24.96	54.32 (29.36)	1:31.62 (37.30)	2:00.93 (29.31)		



## Frank Elm Invitational 2013 - 11-22-2013 to 11-24-2013

Real time results at [www.besmarttinc.com](http://www.besmarttinc.com)

Follow Be Smartt Inc on Facebook!

## Results

## Preliminaries ... (Men 200 Yard IM)

Name	Yr	School	Seed Time	Prelim Time	
23 Quagliariello, John	JR	Drexel University	2:00.13	2:01.70	q
25.50	53.94 (28.44)	1:31.98 (38.04)	2:01.70 (29.72)		
24 Maguire, Luke K	SO	West Chester University-MA	2:00.55	2:02.10	q
24.35	57.58 (33.23)	1:32.85 (35.27)	2:02.10 (29.25)		
25 Treiberg, Nicholas P	SO	United States Military Academy-M	1:56.91	2:02.21	
24.79	57.12 (32.33)	1:33.48 (36.36)	2:02.21 (28.73)		
26 Murphy, Connor J	SR	West Chester University-MA	2:05.55	2:04.27	
26.07	55.42 (29.35)	1:34.56 (39.14)	2:04.27 (29.71)		
27 Tchobanov, Niki I	SO	Villanova University-MA	1:57.06	2:04.72	
26.25	59.13 (32.88)	1:36.04 (36.91)	2:04.72 (28.68)		
28 Wittig, Sam S	JR	Drexel University	1:55.95	2:05.19	
27.16	1:00.34 (33.18)	1:35.95 (35.61)	2:05.19 (29.24)		
29 Murtha, Ryan T	SO	Villanova University-MA	1:59.21	2:05.74	
26.46	58.78 (32.32)	1:35.60 (36.82)	2:05.74 (30.14)		
30 Sipala, Tony C	JR	Villanova University-MA	1:56.89	2:07.74	
26.98	1:02.40 (35.42)	1:38.66 (36.26)	2:07.74 (29.08)		
31 Rodts, Harrison B	FR	Villanova University-MA	2:02.17	2:07.81	
26.71	59.21 (32.50)	1:38.26 (39.05)	2:07.81 (29.55)		
32 Kleinsmith, Ian P	FR	Villanova University-MA	2:10.46	2:09.43	
29.10	1:01.84 (32.74)	1:39.69 (37.85)	2:09.43 (29.74)		
--- Lorton, Brendan J	SR	United States Military Academy-M	1:55.09	DQ	
--- Reimon, Andrew	JR	Drexel University	1:58.22	SCR	



## Frank Elm Invitational 2013 - 11-22-2013 to 11-24-2013

Real time results at www.besmarttinc.com

Follow Be Smartt Inc on Facebook!

## Results

## Men 400 Yard IM

FELM: 3:59.46 &amp; 11-17-2012 Justin K Tang

Johns Hopkins

3:43.68 D1A

3:53.23 D2A

3:54.86 D1B

4:04.89 D2B

Name	Yr	School	Prelim Time	Finals Time	Points
<b>A - Final</b>					
1 McCormick, David J	SR	West Chester University-MA	3:58.40	3:56.94 & D2B	32
24.99	53.65 (28.66)	1:25.01 (31.36)	1:55.81 (30.80)		
2:28.54 (32.73)	3:01.56 (33.02)	3:30.23 (28.67)	3:56.94 (26.71)		
2 Oliver, Mike J	FR	West Chester University-MA	4:06.97	4:03.58 D2B	28
26.19	56.37 (30.18)	1:29.13 (32.76)	2:01.42 (32.29)		
2:35.24 (33.82)	3:08.29 (33.05)	3:36.51 (28.22)	4:03.58 (27.07)		
3 Xue, Richard	SO	United States Military Academy-M	4:06.33	4:03.93 D2B	27
25.26	54.36 (29.10)	1:26.65 (32.29)	1:58.53 (31.88)		
2:33.67 (35.14)	3:08.83 (35.16)	3:37.18 (28.35)	4:03.93 (26.75)		
4 Whitten, Grayson	FR	United States Military Academy-M	4:05.25	4:04.27 D2B	26
25.24	54.30 (29.06)	1:26.61 (32.31)	1:58.97 (32.36)		
2:32.94 (33.97)	3:07.96 (35.02)	3:37.23 (29.27)	4:04.27 (27.04)		
5 DeaKyne, Evan R	SR	West Chester University-MA	4:06.26	4:06.26	25
24.93	53.69 (28.76)	1:25.10 (31.41)	1:55.59 (30.49)		
2:31.22 (35.63)	3:07.28 (36.06)	3:36.69 (29.41)	4:06.26 (29.57)		
6 Gomez, Jonathan	FR	Saint Peters University-NJ	4:06.94	4:09.22	24
24.93	53.84 (28.91)	1:25.46 (31.62)	1:56.81 (31.35)		
2:33.01 (36.20)	3:09.97 (36.96)	3:40.01 (30.04)	4:09.22 (29.21)		
7 Gercsak, Zoltan	FR	Drexel University	4:09.56	4:11.56	23
26.63	58.23 (31.60)	1:30.01 (31.78)	2:01.71 (31.70)		
2:37.80 (36.09)	3:14.30 (36.50)	3:43.59 (29.29)	4:11.56 (27.97)		
8 McCall, Devin	FR	United States Military Academy-M	4:10.04	4:13.91	22
25.57	54.99 (29.42)	1:28.13 (33.14)	2:00.88 (32.75)		
2:37.93 (37.05)	3:15.48 (37.55)	3:45.01 (29.53)	4:13.91 (28.90)		
<b>B - Final</b>					
9 Forlini, Connor	FR	West Chester University-MA	4:16.36	4:09.88	20
26.24	57.23 (30.99)	1:30.78 (33.55)	2:03.73 (32.95)		
2:39.70 (35.97)	3:15.54 (35.84)	3:43.48 (27.94)	4:09.88 (26.40)		
10 Harmon, Clay	FR	United States Military Academy-M	4:12.64	4:12.54	17
27.42	57.94 (30.52)	1:31.12 (33.18)	2:04.07 (32.95)		
2:39.25 (35.18)	3:15.08 (35.83)	3:44.42 (29.34)	4:12.54 (28.12)		
11 Hou, Clark	FR	Drexel University	4:21.25	4:14.19	16
26.93	57.22 (30.29)	1:29.81 (32.59)	2:01.90 (32.09)		
2:37.56 (35.66)	3:13.64 (36.08)	3:43.59 (29.95)	4:14.19 (30.60)		
12 Rodts, Harrison B	FR	Villanova University-MA	4:29.20	4:20.82	15
27.31	57.12 (29.81)	1:31.32 (34.20)	2:04.01 (32.69)		
2:42.54 (38.53)	3:21.97 (39.43)	3:52.17 (30.20)	4:20.82 (28.65)		
13 Wittig, Sam S	JR	Drexel University	4:23.55	4:23.95	14
27.66	59.33 (31.67)	1:34.43 (35.10)	2:08.81 (34.38)		
2:45.82 (37.01)	3:23.43 (37.61)	3:54.02 (30.59)	4:23.95 (29.93)		
14 Murtha, Ryan T	SO	Villanova University-MA	4:30.03	4:29.26	13
27.42	1:00.43 (33.01)	1:35.30 (34.87)	2:09.54 (34.24)		
2:47.79 (38.25)	3:26.51 (38.72)	3:57.97 (31.46)	4:29.26 (31.29)		



**Frank Elm Invitational 2013 - 11-22-2013 to 11-24-2013**

**Real time results at [www.besmarttinc.com](http://www.besmarttinc.com)**

**Follow Be Smartt Inc on Facebook!**

**Results**

**B - Final ... (Men 400 Yard IM)**

<u>Name</u>	<u>Yr</u>	<u>School</u>	<u>Prelim Time</u>	<u>Finals Time</u>	<u>Points</u>
15 Kleinsmith, Ian P	FR	Villanova University-MA	4:34.90	4:35.22	12
30.12	1:05.06 (34.94)	1:40.53 (35.47)	2:15.93 (35.40)		
2:54.04 (38.11)	3:33.34 (39.30)	4:05.08 (31.74)	4:35.22 (30.14)		







## Frank Elm Invitational 2013 - 11-22-2013 to 11-24-2013

Real time results at www.besmarttinc.com

Follow Be Smartt Inc on Facebook!

## Results

## Men 400 Yard IM

FELM: 3:59.46 &amp; 11-17-2012 Justin K Tang

Johns Hopkins

3:43.68 D1A

3:53.23 D2A

3:54.86 D1B

4:04.89 D2B

Name	Yr	School	Seed Time	Prelim Time
<b>Preliminaries</b>				
1 McCormick, David J	SR	West Chester University-MA	4:13.55	3:58.40 & qD2B
25.24	54.44 (29.20)	1:26.22 (31.78)	1:57.38 (31.16)	
2:30.71 (33.33)	3:03.39 (32.68)	3:31.58 (28.19)	3:58.40 (26.82)	
2 Whitten, Grayson	FR	United States Military Academy-M	4:07.97	4:05.25 q
25.88	54.94 (29.06)	1:27.90 (32.96)	1:59.83 (31.93)	
2:33.93 (34.10)	3:09.09 (35.16)	3:37.67 (28.58)	4:05.25 (27.58)	
3 DeaKyne, Evan R	SR	West Chester University-MA	4:09.55	4:06.26 q
25.59	55.03 (29.44)	1:26.95 (31.92)	1:57.65 (30.70)	
2:32.84 (35.19)	3:08.29 (35.45)	3:37.48 (29.19)	4:06.26 (28.78)	
4 Xue, Richard	SO	United States Military Academy-M	4:00.20	4:06.33 q
25.85	54.95 (29.10)	1:27.65 (32.70)	2:00.04 (32.39)	
2:35.31 (35.27)	3:10.39 (35.08)	3:39.13 (28.74)	4:06.33 (27.20)	
5 Gomez, Jonathan	FR	Saint Peters University-NJ	3:56.86	4:06.94 q
25.35	54.99 (29.64)	1:26.64 (31.65)	1:57.03 (30.39)	
2:32.97 (35.94)	3:08.94 (35.97)	3:38.45 (29.51)	4:06.94 (28.49)	
6 Oliver, Mike J	FR	West Chester University-MA	4:15.55	4:06.97 q
26.82	56.96 (30.14)	1:29.65 (32.69)	2:00.91 (31.26)	
2:35.57 (34.66)	3:10.13 (34.56)	3:39.35 (29.22)	4:06.97 (27.62)	
7 Gercsak, Zoltan	FR	Drexel University	4:06.54	4:09.56 q
26.82	58.06 (31.24)	1:30.35 (32.29)	2:02.84 (32.49)	
2:37.33 (34.49)	3:13.18 (35.85)	3:42.08 (28.90)	4:09.56 (27.48)	
8 McCall, Devin	FR	United States Military Academy-M	4:00.33	4:10.04 q
25.30	54.76 (29.46)	1:27.09 (32.33)	1:59.26 (32.17)	
2:35.52 (36.26)	3:12.48 (36.96)	3:42.59 (30.11)	4:10.04 (27.45)	
9 Harmon, Clay	FR	United States Military Academy-M	4:05.30	4:12.64 q
27.32	57.64 (30.32)	1:30.71 (33.07)	2:02.95 (32.24)	
2:38.23 (35.28)	3:14.19 (35.96)	3:44.08 (29.89)	4:12.64 (28.56)	
10 Forlini, Connor	FR	West Chester University-MA	4:23.65	4:16.36 q
26.87	57.48 (30.61)	1:31.49 (34.01)	2:03.49 (32.00)	
2:41.17 (37.68)	3:18.88 (37.71)	3:47.95 (29.07)	4:16.36 (28.41)	
11 Hou, Clark	FR	Drexel University	4:09.67	4:21.25 q
27.12	57.79 (30.67)	1:31.11 (33.32)	2:04.26 (33.15)	
2:40.97 (36.71)	3:18.19 (37.22)	3:49.56 (31.37)	4:21.25 (31.69)	
12 Wittig, Sam S	JR	Drexel University	4:05.08	4:23.55 q
27.67	59.20 (31.53)	1:33.25 (34.05)	2:07.10 (33.85)	
2:43.86 (36.76)	3:21.82 (37.96)	3:52.93 (31.11)	4:23.55 (30.62)	
13 Rodts, Harrison B	FR	Villanova University-MA	4:24.82	4:29.20 q
28.16	59.65 (31.49)	1:33.63 (33.98)	2:07.08 (33.45)	
2:48.85 (41.77)	3:28.57 (39.72)	3:59.75 (31.18)	4:29.20 (29.45)	
14 Murtha, Ryan T	SO	Villanova University-MA	4:31.49	4:30.03 q
27.29	1:00.67 (33.38)	1:35.78 (35.11)	2:09.77 (33.99)	
2:48.39 (38.62)	3:26.22 (37.83)	3:58.33 (32.11)	4:30.03 (31.70)	
15 Kleinsmith, Ian P	FR	Villanova University-MA	4:32.20	4:34.90 q
29.46	1:04.24 (34.78)	1:40.12 (35.88)	2:14.53 (34.41)	
2:54.41 (39.88)	3:33.67 (39.26)	4:05.59 (31.92)	4:34.90 (29.31)	



**Frank Elm Invitational 2013 - 11-22-2013 to 11-24-2013**


**Real time results at [www.besmarttinc.com](http://www.besmarttinc.com)**

**Follow Be Smartt Inc on Facebook!**

**Results**

**Preliminaries ... (Men 400 Yard IM)**

<b>Name</b>	<b>Yr</b>	<b>School</b>	<b>Seed Time</b>	<b>Prelim Time</b>
--- Lorton, Brendan J	SR	United States Military Academy-M	4:06.60	DQ
--- Hassan, Omar	SO	Saint Peters University-NJ	4:16.56	DFS
--- Rueda, Diego	FR	Saint Peters University-NJ	4:17.56	SCR



**Frank Elm Invitational 2013 - 11-22-2013 to 11-24-2013****Real time results at [www.besmarttinc.com](http://www.besmarttinc.com)****Follow Be Smartt Inc on Facebook!****Results****Men 1 mtr Diving**

	<b>Name</b>	<b>Yr</b>	<b>School</b>	<b>Prelim Score</b>	<b>Finals Score</b>	<b>Points</b>
<b>Finals</b>						
1	Koppel, Josh		University of Massachusetts	309.70	316.55	32
2	Urnezis, Josh C	JR	United States Military Academy-N	244.20	267.10	28
3	Sanchez, David	SO	Drexel University	265.85	258.15	27
4	Barry, Robert		University of Massachusetts	197.45	196.10	26
5	Burns, Nolan		University of Massachusetts	200.95	191.40	25
6	Ackerman, Niles		University of Massachusetts	163.30	174.45	24
7	Emory, Eddie	FR	United States Military Academy-N	155.85	166.55	23
8	Walder, Alex		University of Massachusetts	170.05	159.60	22

**Frank Elm Invitational 2013 - 11-22-2013 to 11-24-2013****Real time results at [www.besmarttinc.com](http://www.besmarttinc.com)****Follow Be Smartt Inc on Facebook!****Results****Men 1 mtr Diving**

	<b>Name</b>	<b>Yr</b>	<b>School</b>		<b>Prelim Score</b>	
<b>Preliminaries</b>						
1	Koppel, Josh		University of Massachusetts	NP	309.70	q
2	Sanchez, David	SO	Drexel University	NP	265.85	q
3	Urnezis, Josh C	JR	United States Military Academy-M	NP	244.20	q
4	Burns, Nolan		University of Massachusetts	NP	200.95	q
5	Barry, Robert		University of Massachusetts	NP	197.45	q
6	Walder, Alex		University of Massachusetts	NP	170.05	q
7	Ackerman, Niles		University of Massachusetts	NP	163.30	q
8	Emory, Eddie	FR	United States Military Academy-M	NP	155.85	q
9	Romanovsky, Zach	SO	Villanova University-MA	NP	151.95	

**Frank Elm Invitational 2013 - 11-22-2013 to 11-24-2013****Real time results at [www.besmarttinc.com](http://www.besmarttinc.com)****Follow Be Smartt Inc on Facebook!****Results****Men 3 mtr Diving**

	<b>Name</b>	<b>Yr</b>	<b>School</b>	<b>Prelim Score</b>	<b>Finals Score</b>	<b>Points</b>
<b>Finals</b>						
1	Koppel, Josh		University of Massachusetts	323.50	349.90	32
2	Sanchez, David	SO	Drexel University	320.00	310.00	28
3	Kim, Derek		Columbia University Women-MR	277.90	282.45	27
4	Rembrandt, Micah		Columbia University Women-MR	296.70	261.80	26
5	Barry, Robert		University of Massachusetts	200.30	225.25	25
6	Burns, Nolan		University of Massachusetts	197.55	215.15	24
7	Urnezis, Josh C	JR	United States Military Academy-M	201.10	205.75	23
8	Romanovsky, Zach	SO	Villanova University-MA	171.30	167.60	22

**Frank Elm Invitational 2013 - 11-22-2013 to 11-24-2013****Real time results at [www.besmarttinc.com](http://www.besmarttinc.com)****Follow Be Smartt Inc on Facebook!****Results****Men 3 mtr Diving**

	<b>Name</b>	<b>Yr</b>	<b>School</b>		<b>Prelim Score</b>	
<b>Preliminaries</b>						
1	Koppel, Josh		University of Massachusetts	NP	323.50	q
2	Sanchez, David	SO	Drexel University	NP	320.00	q
3	Rembrandt, Micah		Columbia University Women-MR	NP	296.70	q
4	Kim, Derek		Columbia University Women-MR	NP	277.90	q
5	Urnezis, Josh C	JR	United States Military Academy-M	NP	201.10	q
6	Barry, Robert		University of Massachusetts	NP	200.30	q
7	Burns, Nolan		University of Massachusetts	NP	197.55	q
8	Romanovsky, Zach	SO	Villanova University-MA	NP	171.30	q
9	Emory, Eddie	FR	United States Military Academy-M	NP	162.75	
10	Ackerman, Niles		University of Massachusetts	NP	161.10	
11	Manfredo, Aaron		Saint Peters University-NJ	NP	152.80	



**Frank Elm Invitational 2013 - 11-22-2013 to 11-24-2013**


**Real time results at [www.besmarttinc.com](http://www.besmarttinc.com)**

**Follow Be Smartt Inc on Facebook!**

**Results**

**Men Platform Diving**

	<b>Name</b>	<b>Yr</b>	<b>School</b>		<b>Finals Score</b>	<b>Points</b>
1	Urnezis, Josh C	JR	United States Military Academy-M	NP	223.40	32
2	Sanchez, David	SO	Drexel University	NP	214.65	28
3	Emory, Eddie	FR	United States Military Academy-M	NP	144.05	27





## Frank Elm Invitational 2013 - 11-22-2013 to 11-24-2013

Real time results at www.besmarttinc.com

Follow Be Smartt Inc on Facebook!

## Results

## Men 200 Yard Freestyle Relay

FELM: 1:23.21 & 11-19-2010 University of Pittsburgh PITT  
 A Dubiel, A Kubicek, A Maczewski, J Van Roekel

1:17.69 D1A

1:19.91 D2A

1:21.57 D1B

1:23.91 D2B

Team	Relay	Seed Time	Finals Time	Points
1 United States Military Acaden	A	1:21.06	1:23.58 D2B	64
1) Szekely, Christopher L SO	2) Kong, Austin Y SO	3) Mo, Samuel SO	4) Blicke, John G SR	
	20.95 42.11 (21.16)	1:03.03 (20.92)	1:23.58 (20.55)	
2 Drexel University	A	1:21.56	1:24.23	56
1) Berryman, Joel SO	2) Chialastri, Alex JR	3) Krohn, Mike JR	4) Bagshaw, Alex SR	
	21.57 44.00 (22.43)	1:24.23 (40.23)	1:24.23 ( )	
3 West Chester University-MA	A	1:28.53	1:24.79	54
1) Corbett, Alex A JR	2) McCormick, David J SR	3) Haley, Jared P JR	4) Stahley, Ryan A SR	
	21.81 42.71 (20.90)	1:03.87 (21.16)	1:24.79 (20.92)	
4 United States Military Acaden	B	1:22.52	1:25.01	52
1) Maddy, Seth FR	2) Astashinsky, Jonathan FR	3) Von Jouanne, Scott FR	4) Regan, Sean JR	
	21.80 42.67 (20.87)	1:03.84 (21.17)	1:25.01 (21.17)	
5 United States Military Acaden	C	1:24.00	x1:25.55	
1) Sowell, Tyler W JR	2) Dustin, Michael A JR	3) Treiberg, Nicholas P SO	4) Yacynych, Kenneth J SR	
	22.04 43.15 (21.11)	1:04.50 (21.35)	1:25.55 (21.05)	
6 West Chester University-MA	B	NT	1:25.88	50
1) Sokman, Dan FR	2) Boody, Geoff G FR	3) Letcavage, Phil G SR	4) McMahon, Tommy J JR	
	22.11 43.67 (21.56)	1:04.64 (20.97)	1:25.88 (21.24)	
7 Drexel University	B	1:23.42	1:26.24	48
1) Shaeffer, Mike JR	2) Lukens, Kyle F SO	3) Schmidt, Chad JR	4) Connolly, J.P. SO	
	22.14 43.06 (20.92)	1:04.52 (21.46)	1:26.24 (21.72)	
8 United States Military Acaden	D	1:25.57	x1:26.64	
1) Curley, Mark FR	2) Panaccione, Bryan FR	3) Sjolholm, Adam A SO	4) Tatum, Eric FR	
	22.38 44.18 (21.80)	1:05.58 (21.40)	1:26.64 (21.06)	
9 United States Military Acaden	E	1:27.01	x1:27.62	
1) Marks, Nicholas FR	2) Hart, Dion JR	3) Trumbauer, Wesley D SR	4) Archambeau, Pierre SO	
	22.42 44.08 (21.66)	1:06.17 (22.09)	1:27.62 (21.45)	
10 Villanova University-MA	A	1:20.08	1:27.71	46
1) Grant, Kyle W SR	2) Smith, Ben R SR	3) Tamanini, Chris JR	4) Moyer, Jason A JR	
	22.16 44.28 (22.12)	1:06.22 (21.94)	1:27.71 (21.49)	
11 Villanova University-MA	B	1:27.34	1:30.02	44
1) Murtha, Ryan T SO	2) Rodriguez, Michael F FR	3) Smith, Murphy SO	4) Tchobanov, Niki I SO	
	22.73 45.47 (22.74)	1:07.82 (22.35)	1:30.02 (22.20)	
12 Villanova University-MA	C	1:29.34	x1:33.90	
1) Rodts, Harrison B FR	2) Cino, Greg M FR	3) Sullivan, Patrick M SO	4) Sipala, Tony C JR	
	24.24 47.94 (23.70)	1:11.18 (23.24)	1:33.90 (22.72)	





## Frank Elm Invitational 2013 - 11-22-2013 to 11-24-2013

Real time results at www.besmarttinc.com

Follow Be Smartt Inc on Facebook!

## Results

## Men 400 Yard Freestyle Relay

FELM: 3:04.26 &amp; 12-04-2005 Columbia Men

Columbia

H Lee, S Ko, K Wakefield, T White

2:52.47 D1A

2:56.61 D2A

3:01.09 D1B

3:05.44 D2B

Team	Relay	Seed Time	Finals Time	Points
1 West Chester University-MA	A	3:01.55	3:03.51 & D2B	64
1) Polyakov, Victor FR	2) Strathmeyer, Bradley C SO	3) McCormick, David J SR	4) Stahley, Ryan A SR	
21.77	45.24 (45.24)	1:07.51 (22.27)	1:31.50 (46.26)	
1:53.25 (21.75)	2:17.17 (45.67)	2:39.28 (22.11)	3:03.51 (46.34)	
2 United States Military Acaden	A	2:59.38	3:04.14 & D2B	56
1) Szekely, Christopher L SO	2) Dustin, Michael A JR	3) Mo, Samuel SO	4) Viana, William S JR	
21.97	45.65 (45.65)	1:07.50 (21.85)	1:32.15 (46.50)	
1:53.81 (21.66)	2:18.76 (46.61)	2:40.18 (21.42)	3:04.14 (45.38)	
3 Drexel University	A	3:02.25	3:06.11	54
1) Chialastri, Alex JR	2) Berryman, Joel SO	3) Pejovic, Ivo FR	4) Bagshaw, Alex SR	
22.38	46.51 (46.51)	1:08.55 (22.04)	1:33.11 (46.60)	
1:55.33 (22.22)	2:19.95 (46.84)	2:41.45 (21.50)	3:06.11 (46.16)	
4 West Chester University-MA	B	3:05.55	3:08.25	52
1) Letcavage, Phil G SR	2) Sokman, Dan FR	3) Haley, Jared P JR	4) Boody, Geoff G FR	
23.13	47.68 (47.68)	1:10.41 (22.73)	1:34.61 (46.93)	
1:56.95 (22.34)	2:21.28 (46.67)	2:43.22 (21.94)	3:08.25 (46.97)	
5 United States Military Acaden	D	3:08.27	3:09.29	50
1) Treiberg, Nicholas P SO	2) Regan, Sean JR	3) Trumbauer, Wesley D SR	4) Yacynych, Kenneth J SR	
23.08	48.23 (48.23)	1:10.49 (22.26)	1:35.03 (46.80)	
1:57.34 (22.31)	2:22.17 (47.14)	2:44.32 (22.15)	3:09.29 (47.12)	
6 United States Military Acaden	B	3:02.40	x3:09.52	
1) Curley, Mark FR	2) Maddy, Seth FR	3) Von Jouanne, Scott FR	4) Astashinsky, Jonathan FR	
22.88	48.48 (48.48)	1:10.82 (22.34)	1:35.82 (47.34)	
1:58.13 (22.31)	2:22.86 (47.04)	2:44.88 (22.02)	3:09.52 (46.66)	
7 Drexel University	B	3:06.55	3:10.69	48
1) Lukens, Kyle F SO	2) Shaeffer, Mike JR	3) Schmidt, Chad JR	4) Krohn, Mike JR	
22.67	47.32 (47.32)	1:10.09 (22.77)	1:35.80 (48.48)	
1:58.50 (22.70)	2:23.62 (47.82)	2:45.54 (21.92)	3:10.69 (47.07)	
8 United States Military Acaden	C	3:05.61	x3:11.33	
1) Sjolholm, Adam A SO	2) Blicke, John G SR	3) Woudenberg, Casey S JR	4) Sowell, Tyler W JR	
23.39	48.26 (48.26)	1:10.49 (22.23)	1:35.48 (47.22)	
1:58.39 (22.91)	2:23.37 (47.89)	2:45.88 (22.51)	3:11.33 (47.96)	
9 United States Military Acaden	E	3:11.30	x3:11.83	
1) McCall, Devin FR	2) Panaccione, Bryan FR	3) Tatum, Eric FR	4) Ruckman, Daniel B SR	
23.02	47.93 (47.93)	1:10.61 (22.68)	1:36.83 (48.90)	
1:58.91 (22.08)	2:24.98 (48.15)	2:47.18 (22.20)	3:11.83 (46.85)	
10 Villanova University-MA	A	3:03.54	3:14.19	46
1) Smith, Ben R SR	2) Moyer, Jason A JR	3) Tamanini, Chris JR	4) Grant, Kyle W SR	
23.40	48.74 (48.74)	1:11.47 (22.73)	1:36.74 (48.00)	
2:00.04 (23.30)	2:25.82 (49.08)	2:48.62 (22.80)	3:14.19 (48.37)	
11 Villanova University-MA	B	3:11.40	3:16.51	44
1) Cino, Greg M FR	2) Rodriguez, Michael F FR	3) Sullivan, Patrick M SO	4) Smith, Murphy SO	
24.15	50.00 (50.00)	1:12.85 (22.85)	1:38.72 (48.72)	
2:02.24 (23.52)	2:27.56 (48.84)	2:50.80 (23.24)	3:16.51 (48.95)	



Frank Elm Invitational 2013 - 11-22-2013 to 11-24-2013

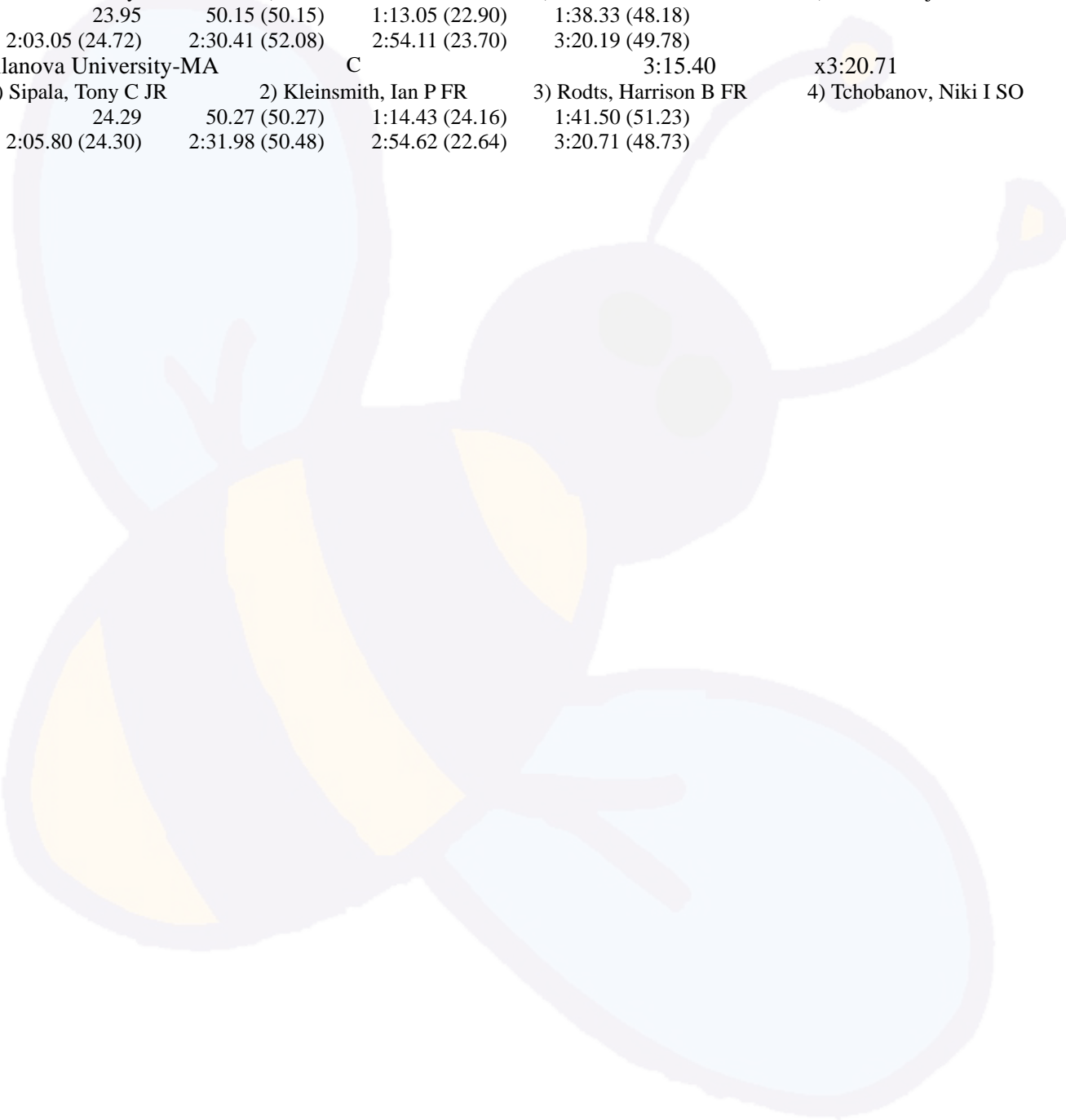
Real time results at [www.besmarttinc.com](http://www.besmarttinc.com)

Follow Be Smartt Inc on Facebook!

Results

(Men 400 Yard Freestyle Relay)

Team	Relay	Seed Time	Finals Time	Points
12 Saint Peters University-NJ	A	3:06.84	3:20.19	40
1) McGraw, Trey SR	2) Dunne, Sean SO	3) Hassan, Omar SO	4) Rubin, Alejandro FR	
23.95	50.15 (50.15)	1:13.05 (22.90)	1:38.33 (48.18)	
2:03.05 (24.72)	2:30.41 (52.08)	2:54.11 (23.70)	3:20.19 (49.78)	
13 Villanova University-MA	C	3:15.40	x3:20.71	
1) Sipala, Tony C JR	2) Kleinsmith, Ian P FR	3) Rodts, Harrison B FR	4) Tchobanov, Niki I SO	
24.29	50.27 (50.27)	1:14.43 (24.16)	1:41.50 (51.23)	
2:05.80 (24.30)	2:31.98 (50.48)	2:54.62 (22.64)	3:20.71 (48.73)	





## Frank Elm Invitational 2013 - 11-22-2013 to 11-24-2013

Real time results at www.besmarttinc.com

Follow Be Smartt Inc on Facebook!

## Results

## Men 800 Yard Freestyle Relay

FELM: 6:46.09 &amp; 12-03-2005 Columbia Men

Columbia

H Lee, K Wakefield, C Cheung-Lau, T White

6:23.26 D1A

6:33.05 D2A

6:42.42 D1B

6:52.70 D2B

Team	Relay	Seed Time	Finals Time	Points
1 West Chester University-MA	A	6:39.99	6:37.63 & D1B	64
1) Polyakov, Victor FR	2) Letcavage, Phil G SR	3) Haley, Jared P JR	4) Strathmeyer, Bradley C SO	
22.68	47.52 (47.52)	1:11.92 (1:11.92)	1:36.86 (1:36.86)	
1:59.34 (22.48)	2:24.49 (47.63)	2:50.38 (1:13.52)	3:16.87 (1:40.01)	
3:39.40 (22.53)	4:05.03 (48.16)	4:30.89 (1:14.02)	4:56.91 (1:40.04)	
5:19.93 (23.02)	5:45.48 (48.57)	6:11.67 (1:14.76)	6:37.63 (1:40.72)	
2 United States Military Acaden	A	6:40.71	6:48.73 D2B	56
1) Szekely, Christopher L SO	2) Ruckman, Daniel B SR	3) Viana, William S JR	4) Woudenberg, Casey S JR	
22.92	48.07 (48.07)	1:14.42 (1:14.42)	1:40.87 (1:40.87)	
2:04.12 (23.25)	2:30.39 (49.52)	2:57.53 (1:16.66)	3:24.63 (1:43.76)	
3:47.27 (22.64)	4:12.70 (48.07)	4:38.92 (1:14.29)	5:05.39 (1:40.76)	
5:28.81 (23.42)	5:54.89 (49.50)	6:22.15 (1:16.76)	6:48.73 (1:43.34)	
3 Drexel University	A	6:46.74	6:50.83 D2B	54
1) Lukens, Kyle F SO	2) Pejovic, Ivo FR	3) Klotz, Matt SO	4) Chialastri, Alex JR	
24.06	50.40 (50.40)	1:17.25 (1:17.25)	1:43.79 (1:43.79)	
2:07.44 (23.65)	2:33.06 (49.27)	2:59.11 (1:15.32)	3:25.49 (1:41.70)	
3:49.52 (24.03)	4:15.73 (50.24)	4:42.49 (1:17.00)	5:09.38 (1:43.89)	
5:31.88 (22.50)	5:57.52 (48.14)	6:23.78 (1:14.40)	6:50.83 (1:41.45)	
4 West Chester University-MA	B	6:52.55	6:58.44	52
1) McCormick, David J SR	2) McMahon, Tommy J JR	3) Boody, Geoff G FR	4) Forlini, Connor FR	
23.82	50.21 (50.21)	1:17.00 (1:17.00)	1:44.48 (1:44.48)	
2:07.18 (22.70)	2:32.86 (48.38)	3:00.40 (1:15.92)	3:28.98 (1:44.50)	
3:51.96 (22.98)	4:17.70 (48.72)	4:45.21 (1:16.23)	5:13.14 (1:44.16)	
5:36.75 (23.61)	6:03.23 (50.09)	6:30.77 (1:17.63)	6:58.44 (1:45.30)	
5 United States Military Acaden	C	6:52.74	7:01.84	50
1) Sjöholm, Adam A SO	2) Sowell, Tyler W JR	3) Mo, Samuel SO	4) Lorton, Brendan J SR	
24.80	51.49 (51.49)	1:19.10 (1:19.10)	1:46.31 (1:46.31)	
2:10.07 (23.76)	2:36.56 (50.25)	3:03.92 (1:17.61)	3:31.39 (1:45.08)	
3:54.03 (22.64)	4:20.29 (48.90)	4:47.65 (1:16.26)	5:14.68 (1:43.29)	
5:38.77 (24.09)	6:05.36 (50.68)	6:33.48 (1:18.80)	7:01.84 (1:47.16)	
6 Saint Peters University-NJ	A	7:10.19	7:10.28	48
1) McGraw, Trey SR	2) Riepe, Nick FR	3) Rubin, Alejandro FR	4) Gomez, Jonathan FR	
25.54	52.64 (52.64)	1:19.66 (1:19.66)	1:46.66 (1:46.66)	
2:11.34 (24.68)	2:38.67 (52.01)	3:06.36 (1:19.70)	3:33.95 (1:47.29)	
3:58.48 (24.53)	4:25.93 (51.98)	4:54.40 (1:20.45)	5:23.27 (1:49.32)	
5:47.60 (24.33)	6:14.93 (51.66)	6:42.72 (1:19.45)	7:10.28 (1:47.01)	
7 Villanova University-MA	A	6:42.84	7:13.44	46
1) Moyer, Jason A JR	2) Smith, Ben R SR	3) Grant, Kyle W SR	4) Sullivan, Patrick M SO	
24.33	52.11 (52.11)	1:20.80 (1:20.80)	1:48.93 (1:48.93)	
2:13.42 (24.49)	2:41.08 (52.15)	3:08.83 (1:19.90)	3:37.07 (1:48.14)	
4:01.66 (24.59)	4:29.34 (52.27)	4:58.52 (1:21.45)	5:27.17 (1:50.10)	
5:51.26 (24.09)	6:17.95 (50.78)	6:45.75 (1:18.58)	7:13.44 (1:46.27)	

**Frank Elm Invitational 2013 - 11-22-2013 to 11-24-2013**Real time results at [www.besmarttinc.com](http://www.besmarttinc.com)

Follow Be Smartt Inc on Facebook!

**Results****(Men 800 Yard Freestyle Relay)**

Team	Relay	Seed Time	Finals Time	Points
8 Villanova University-MA	B	7:09.90	7:18.17	44
1) Rodts, Harrison B FR	2) Cino, Greg M FR	3) Smith, Murphy SO	4) Tamanini, Chris JR	
25.84	53.94 (53.94)	1:22.18 (1:22.18)		
1:49.76 (1:49.76)	1:49.76 (1:49.76)	1:49.76 (1:49.76)		
2:14.53 (24.77)	2:42.25 (52.49)	3:11.06 (1:21.30)		
3:39.70 (1:49.94)	3:39.70 (1:49.94)	3:39.70 (1:49.94)		
4:04.73 (25.03)	4:32.44 (52.74)	4:59.92 (1:20.22)		
5:27.52 (1:47.82)	4:59.92 (1:20.22)	5:27.52 (1:47.82)		
5:52.23 (24.71)	6:20.50 (52.98)	6:49.56 (1:22.04)		
		7:18.17 (1:50.65)		
--- United States Military Acaden	B	6:46.52	DQ	
1) Astashinsky, Jonathan FR	2) McCall, Devin FR	3) Regan, Sean JR	4) Mo, Daniel FR	
23.38	49.22 (49.22)	1:16.69 (1:16.69)		
1:45.02 (1:45.02)	1:45.02 (1:45.02)	1:45.02 (1:45.02)		
2:07.51 (22.49)	2:34.14 (49.12)	3:02.99 (1:17.97)		
3:31.45 (1:46.43)	3:02.99 (1:17.97)	3:31.45 (1:46.43)		
3:54.45 (23.00)	4:20.40 (48.95)	4:47.79 (1:16.34)		
5:14.32 (1:42.87)	4:47.79 (1:16.34)	5:14.32 (1:42.87)		
5:38.07 (23.75)	6:04.89 (50.57)	6:32.67 (1:18.35)		
		DQ (1:47.51)		
--- Villanova University-MA	C	7:17.90	SCR	
--- United States Military Acaden	E	7:04.19	SCR	
--- United States Military Acaden	D	6:58.80	SCR	



## Frank Elm Invitational 2013 - 11-22-2013 to 11-24-2013

Real time results at www.besmarttinc.com

Follow Be Smartt Inc on Facebook!

## Results

## Men 200 Yard Medley Relay

FELM: 1:32.29 & 11-17-2012 West Chester University West Chester  
C Starosta, B Grebenyuk, R Stahley, T Rhoads

1:25.66 D1A

1:27.42 D2A

1:29.94 D1B

1:31.79 D2B

Team	Relay	Seed Time	Finals Time	Points
1 West Chester University-MA	A	1:31.79	1:31.57 & D2B	64
1) O'Brien, Michael J FR	2) Grebenyuk, Bogdan JR	3) Maguire, Luke K SO	4) Stahley, Ryan A SR	
23.68	48.94 (25.26)	1:11.15 (22.21)	1:31.57 (20.42)	
2 Drexel University	A	1:30.68	1:31.91 &	56
1) Berryman, Joel SO	2) Schmidt, Chad JR	3) Krohn, Mike JR	4) Bagshaw, Alex SR	
23.16	49.00 (25.84)	1:11.30 (22.30)	1:31.91 (20.61)	
3 United States Military Acaden	A	1:30.39	1:32.61	54
1) Mo, Samuel SO	2) Hart, Dion JR	3) Dustin, Michael A JR	4) Szekely, Christopher L SO	
23.73	49.49 (25.76)	1:11.63 (22.14)	1:32.61 (20.98)	
4 United States Military Acaden	B	1:31.89	1:33.60	52
1) McKay, Max H FR	2) Bergstein, Nick M FR	3) Marks, Nicholas FR	4) Astashinsky, Jonathan FR	
24.24	50.21 (25.97)	1:12.95 (22.74)	1:33.60 (20.65)	
5 Drexel University	B	1:33.43	1:33.78	50
1) Lukens, Kyle F SO	2) Reimon, Andrew JR	3) Chialastri, Alex JR	4) Shaeffer, Mike JR	
23.32	49.95 (26.63)	1:12.46 (22.51)	1:33.78 (21.32)	
6 United States Military Acaden	C	1:33.40	x1:34.13	
1) Panaccione, Bryan FR	2) Daniels, Joseph R FR	3) Mo, Daniel FR	4) Von Jouanne, Scott FR	
24.02	49.73 (25.71)	1:13.03 (23.30)	1:34.13 (21.10)	
7 United States Military Acaden	D	1:34.92	x1:34.32	
1) Viana, William S JR	2) Chung, Joonmo JR	3) Regan, Sean JR	4) Blickle, John G SR	
24.47	50.63 (26.16)	1:13.48 (22.85)	1:34.32 (20.84)	
8 United States Military Acaden	E	1:36.46	x1:35.17	
1) Yacynych, Kenneth J SR	2) Kong, Austin Y SO	3) Trumbauer, Wesley D SR	4) Treiberg, Nicholas P SO	
24.72	50.69 (25.97)	1:13.85 (23.16)	1:35.17 (21.32)	
9 West Chester University-MA	B	1:34.55	1:35.26	48
1) Sokman, Dan FR	2) Oliver, Mike J FR	3) McMahon, Tommy J JR	4) Haley, Jared P JR	
24.68	51.37 (26.69)	1:14.03 (22.66)	1:35.26 (21.23)	
10 United States Military Acaden	F	1:36.98	x1:35.31	
1) Archambeau, Pierre SO	2) Kanzari, Colin J SO	3) Tatum, Eric FR	4) Sjolholm, Adam A SO	
24.08	50.20 (26.12)	1:13.81 (23.61)	1:35.31 (21.50)	
11 Villanova University-MA	A	1:33.74	1:37.45	46
1) Tamanini, Chris JR	2) Sipala, Tony C JR	3) Smith, Ben R SR	4) Moyer, Jason A JR	
24.72	52.71 (27.99)	1:16.02 (23.31)	1:37.45 (21.43)	
12 Saint Peters University-NJ	A	1:32.13	1:39.63	44
1) Gomez, Jonathan FR	2) Jimenez, Paolo JR	3) Rubin, Alejandro FR	4) Dunne, Sean SO	
24.79	53.32 (28.53)	1:17.87 (24.55)	1:39.63 (21.76)	
13 Villanova University-MA	B	1:36.40	1:40.37	40
1) Rodriguez, Michael F FR	2) Murtha, Ryan T SO	3) Tchobanov, Niki I SO	4) Grant, Kyle W SR	
25.17	54.52 (29.35)	1:18.46 (23.94)	1:40.37 (21.91)	
--- Villanova University-MA	C	1:38.40	SCR	
--- Saint Peters University-NJ	B	NT	SCR	



## Frank Elm Invitational 2013 - 11-22-2013 to 11-24-2013

Real time results at www.besmarttinc.com

Follow Be Smartt Inc on Facebook!

## Results

## Men 400 Yard Medley Relay

FELM: 3:21.22 &amp; 11-19-2010 University of Pittsburgh PITT

A Maczewski, B Solari, D McLaren, A Dubiel

3:08.22 D1A

3:12.90 D2A

3:17.63 D1B

3:22.54 D2B

Team	Relay	Seed Time	Finals Time	Points
1 West Chester University-MA	A	3:20.55	3:19.68 & D2B	64
1) O'Brien, Michael J FR	2) Grebenyuk, Bogdan JR	3) Maguire, Luke K SO	4) Polyakov, Victor FR	
24.59	50.81 (50.81)	1:16.55 (25.74)	1:45.55 (54.74)	
2:08.34 (22.79)	2:35.06 (49.51)	2:56.39 (21.33)	3:19.68 (44.62)	
*2 Drexel University	A	3:19.48	3:23.46	55
1) Berryman, Joel SO	2) Reimon, Andrew JR	3) Krohn, Mike JR	4) Chialastri, Alex JR	
24.70	50.30 (50.30)	1:17.02 (26.72)	1:47.93 (57.63)	
2:10.92 (22.99)	2:37.60 (49.67)	2:59.01 (21.41)	3:23.46 (45.86)	
*2 United States Military Acaden	A	3:18.68	3:23.46	55
1) Yacynych, Kenneth J SR	2) Chung, Joonmo JR	3) Mo, Samuel SO	4) Szekely, Christopher L SO	
25.33	52.54 (52.54)	1:19.14 (26.60)	1:50.07 (57.53)	
2:12.32 (22.25)	2:38.94 (48.87)	2:59.82 (20.88)	3:23.46 (44.52)	
4 United States Military Acaden	B	3:21.70	3:26.17	52
1) Panaccione, Bryan FR	2) Bergstein, Nick M FR	3) Mo, Daniel FR	4) Regan, Sean JR	
24.61	51.47 (51.47)	1:17.69 (26.22)	1:48.08 (56.61)	
2:11.52 (23.44)	2:38.99 (50.91)	3:01.06 (22.07)	3:26.17 (47.18)	
5 West Chester University-MA	B	3:24.55	3:26.24	50
1) Letcavage, Phil G SR	2) McCormick, David J SR	3) Stahley, Ryan A SR	4) Haley, Jared P JR	
25.31	52.21 (52.21)	1:18.25 (26.04)	1:48.38 (56.17)	
2:11.13 (22.75)	2:39.74 (51.36)	3:01.96 (22.22)	3:26.24 (46.50)	
6 Drexel University	B	3:23.78	3:28.48	48
1) Quagliariello, John JR	2) Schmidt, Chad JR	3) Lukens, Kyle F SO	4) Bagshaw, Alex SR	
25.65	52.76 (52.76)	1:19.90 (27.14)	1:50.78 (58.02)	
2:14.32 (23.54)	2:40.89 (50.11)	3:03.24 (22.35)	3:28.48 (47.59)	
7 United States Military Acaden	C	3:24.69	x3:30.88	
1) Viana, William S JR	2) Kanzari, Colin J SO	3) Dustin, Michael A JR	4) Woudenberg, Casey S JR	
25.25	52.61 (52.61)	1:19.80 (27.19)	1:51.48 (58.87)	
2:15.53 (24.05)	2:43.18 (51.70)	3:05.80 (22.62)	3:30.88 (47.70)	
8 West Chester University-MA	C	3:37.21	x3:32.22	
1) Sokman, Dan FR	2) Oliver, Mike J FR	3) Rudisill, JJ J SR	4) McMahan, Tommy J JR	
25.76	52.84 (52.84)	1:19.88 (27.04)	1:50.86 (58.02)	
2:15.90 (25.04)	2:45.40 (54.54)	3:07.12 (21.72)	3:32.22 (46.82)	
9 United States Military Acaden	D	3:27.65	x3:33.40	
1) Archambeau, Pierre SO	2) Kong, Austin Y SO	3) Blankenkaker, Zachary D SC	4) Trumbauer, Wesley D SR	
25.74	54.41 (54.41)	1:20.72 (26.31)	1:52.77 (58.36)	
2:17.30 (24.53)	2:45.72 (52.95)	3:08.11 (22.39)	3:33.40 (47.68)	
10 United States Military Acaden	E	3:30.70	x3:34.41	
1) Dempsey, Alex A SO	2) Quay, Benjamin C SR	3) Whitten, Grayson FR	4) Sjolholm, Adam A SO	
26.30	54.34 (54.34)	1:22.17 (27.83)	1:55.75 (1:01.41)	
2:19.65 (23.90)	2:46.83 (51.08)	3:09.58 (22.75)	3:34.41 (47.58)	
11 Villanova University-MA	A	3:24.54	3:35.26	46
1) Tamanini, Chris JR	2) Sipala, Tony C JR	3) Smith, Ben R SR	4) Moyer, Jason A JR	
25.60	53.84 (53.84)	1:22.17 (28.33)	1:55.38 (1:01.54)	
2:19.22 (23.84)	2:47.18 (51.80)	3:09.75 (22.57)	3:35.26 (48.08)	



**Frank Elm Invitational 2013 - 11-22-2013 to 11-24-2013**

**Real time results at [www.besmarttinc.com](http://www.besmarttinc.com)**

**Follow Be Smartt Inc on Facebook!**

**Results**

**(Men 400 Yard Medley Relay)**

<b>Team</b>	<b>Relay</b>		<b>Seed Time</b>	<b>Finals Time</b>	<b>Points</b>
12 Villanova University-MA	B		3:31.19	3:40.91	44
1) Grant, Kyle W SR	2) Murtha, Ryan T SO	3) Tchobanov, Niki I SO	4) Rodriguez, Michael F FR		
26.32	54.46 (54.46)	1:23.44 (28.98)	1:57.60 (1:03.14)		
2:22.00 (24.40)	2:51.88 (54.28)	3:15.08 (23.20)	3:40.91 (49.03)		
13 Villanova University-MA	C		3:35.19	x3:52.28	
1) Sullivan, Patrick M SO	2) Kleinsmith, Ian P FR	3) Rodts, Harrison B FR	4) Smith, Murphy SO		
28.10	57.72 (57.72)	1:29.36 (31.64)	2:05.81 (1:08.09)		
2:32.71 (26.90)	3:02.68 (56.87)	3:26.27 (23.59)	3:52.28 (49.60)		

